

FM 6-22

DEVELOPING LEADERS



NOVEMBER 2022

DISTRIBUTION RESTRICTION:

Approved for public release; distribution is unlimited.

This publication supersedes FM 6-22, dated 30 June 2015.

HEADQUARTERS, DEPARTMENT OF THE ARMY

Foreword

Developing leaders is an important part of stewarding our profession, the profession of arms. The U.S. Army's asymmetric advantage in this volatile and complex world is our leadership at echelon. No other Army in the world can match us; frankly speaking, we have the best people.

I firmly believe that leaders are made and not born, and thus require a significant investment of time and energy to develop. FM 6-22 assists in this quest and applies to all leaders at echelon, from fire team to division. It provides specifics and examples of how to develop leaders, including oneself. This doctrine walks through a range of developmental activities that focus on feedback, practice, and study.

This manual tells the reader how an Army leader looks and acts. Mastery of this doctrine is a wise investment of a professional Soldier's time.

A handwritten signature in black ink, appearing to read 'Theodore D. Martin', with a long horizontal flourish extending to the right.

THEODORE D. MARTIN
LIEUTENANT GENERAL, UNITED STATES ARMY
COMMANDING

This publication is available at the Army Publishing Directorate (APD) site (<https://armypubs.army.mil>), and the Central Army Registry site (<https://atiam.train.army.mil/catalog/dashboard>). To receive APD's weekly publishing update, subscribe at <https://armypubs.army.mil/News/RssInstructions.aspx>).

DEVELOPING LEADERS

Contents

	Page
PREFACE.....	vii
INTRODUCTION	ix
Chapter 1 DEVELOPING LEADERS.....	1-1
Tenets of Developing Leaders	1-2
Leadership Requirements	1-3
Developing Cohesive and Effective Teams.....	1-4
Growth Across Leadership Levels and by Cohorts	1-5
Transitions Across Organizational Levels	1-6
Chapter 2 FUNDAMENTALS OF DEVELOPMENT	2-1
Section I—Setting Conditions.....	2-1
Establishing A Learning Environment	2-2
Gaining Knowledge Of Subordinates	2-4
Section II—Providing Feedback	2-6
Observation Planning	2-6
Accurate and Descriptive Observations	2-7
Observation Execution	2-13
Feedback Delivery	2-15
Section III—Enhancing Learning	2-19
Guided Discovery Learning Techniques	2-19
Coaching.....	2-21
Counseling.....	2-22
Mentoring.....	2-23
Study.....	2-26
Section IV—Creating Opportunities	2-28
Challenging Experiences.....	2-28
Leader Selection.....	2-29
Leader Succession	2-30
Career Development And Management.....	2-31
Chapter 3 SELF-DEVELOPMENT	3-1
Strengths and Developmental Needs Determination	3-2
Goal Setting	3-6
Self-Enhanced Learning	3-12
Learning In Action.....	3-21
Chapter 4 LEARNING AND DEVELOPMENTAL ACTIVITIES.....	4-1

DISTRIBUTION RESTRICTION: Approved for public release; distribution is unlimited.

*This publication supersedes FM 6-22, dated 30 June 2015.

	Army Values.....	4-6
	Empathy.....	4-8
	Warrior Ethos/Service Ethos.....	4-9
	Discipline.....	4-10
	Humility.....	4-11
	Military and Professional Bearing.....	4-12
	Fitness.....	4-13
	Confidence.....	4-14
	Resilience.....	4-16
	Mental Agility.....	4-16
	Sound Judgment.....	4-19
	Innovation.....	4-20
	Interpersonal Tact.....	4-22
	Expertise.....	4-25
	Leads Others.....	4-25
	Builds Trust.....	4-29
	Extends Influence Beyond the Chain of Command.....	4-33
	Leads by Example.....	4-35
	Communicates.....	4-41
	Prepares Self.....	4-46
	Creates a Positive Environment/Fosters Esprit de Corps.....	4-54
	Develops Others.....	4-63
	Stewards the Profession.....	4-68
	Gets Results.....	4-70
Chapter 5	PROGRAM DEVELOPMENT.....	5-1
	Unit Leader Development Programs.....	5-2
	Evaluating Leader Development Programs.....	5-22
	GLOSSARY.....	Glossary-1
	REFERENCES.....	References-1
	INDEX.....	Index-1

Figures

Introductory Figure 1. Logic chart for developing leaders.....	x
Figure 1-1. Leadership requirements model (ADP 6-22).....	1-3
Figure 1-2. Army team building process model.....	1-4
Figure 2-1. Fundamentals of developing leaders.....	2-1
Figure 3-1. Example DA Form 7906 (front), Individual Development Plan—military member.....	3-7
Figure 3-2. Example DA Form 7906 (back), Individual Development Plan—military member.....	3-8
Figure 3-3. Example DA Form 7906 (front), Individual Development Plan—civilian member.....	3-9
Figure 3-4. Example DA Form 7906 (back), Individual Development Plan—civilian member.....	3-10
Figure 5-1. Example unit leader development program outline.....	5-12
Figure 5-2. Example unit leader development program.....	5-13
Figure 5-3. Example battalion NCO development program.....	5-15
Figure 5-4. Example battalion platoon sergeant development program.....	5-16
Figure 5-5. Example battalion leader development program for lieutenants.....	5-18
Figure 5-6. Example unit leader development scorecard.....	5-22

Tables

Table 1-1. Questions to focus approach dealing with counterproductive leadership.....	1-4
Table 1-2. Characteristics of effective and ineffective teams.....	1-5
Table 2-1. Elements and questions to assess an organization.....	2-2
Table 2-2. Learning principles	2-3
Table 2-3. Framing character	2-8
Table 2-4. Framing presence	2-9
Table 2-5. Framing intellect.....	2-10
Table 2-6. Framing leads	2-11
Table 2-7. Framing develops.....	2-12
Table 2-8. Framing achieves.....	2-13
Table 2-9. Mentor roles and responsibilities	2-23
Table 3-1. Tips for motivation.....	3-13
Table 3-2. Reflective question examples	3-16
Table 3-3. Example questions to focus thinking.....	3-18
Table 3-4. Techniques to address procrastination	3-22
Table 4-1. Developmental goal identification	4-1
Table 4-2. Methods to implement developmental activities	4-2
Table 4-3. Evaluation model.....	4-3
Table 4-4. Developmental activities for attributes	4-4
Table 4-5. Developmental activities for competencies.....	4-4
Table 4-6. Essential principles, standards, and qualities for successful leaders	4-7
Table 4-7. Discern right from wrong in any situation.....	4-7
Table 4-8. Develop the Army Values in all Army individuals.....	4-8
Table 4-9. Identify with another person's feelings and emotions	4-9
Table 4-10. Exemplifies the Warrior Ethos/Service Ethos	4-10
Table 4-11. Control personal behavior	4-11
Table 4-12. Seek feedback and explore personal performance	4-12
Table 4-13. Possess a commanding presence	4-13
Table 4-14. Project a professional image of authority	4-13
Table 4-15. Have sound health, strength, and endurance	4-14
Table 4-16. Project self-confidence and certainty	4-15
Table 4-17. Demonstrate composure through control over personal emotions	4-15
Table 4-18. Recover quickly from adversity while maintaining focus.....	4-16
Table 4-19. Develop mental flexibility	4-17
Table 4-20. Anticipate or adapt to uncertain or changing situations	4-18
Table 4-21. Apply multiple perspectives and approaches	4-18
Table 4-22. Assess situations and draw sound conclusions.....	4-19
Table 4-23. Form sound opinions, sensible decisions, and reliable guesses.....	4-20
Table 4-24. Introduce new ideas based on opportunity or challenging circumstances	4-21

Table 4-25. Produce novel and appropriate ideas and objects	4-21
Table 4-26. Recognize diversity and display self-control, balance, and stability.....	4-22
Table 4-27. Understand interactions with others	4-23
Table 4-28. Be aware of how others see you and sense how to interact effectively	4-24
Table 4-29. Acknowledge character, reactions, and motives and their effects	4-24
Table 4-30. Possess relevant facts, beliefs, logical assumptions, and understanding	4-25
Table 4-31. Uses appropriate influence methods to energize others	4-26
Table 4-32. Provides purpose.....	4-27
Table 4-33. Enforces standards.....	4-28
Table 4-34. Balances mission and followers' welfare	4-29
Table 4-35. Sets personal example for trust.....	4-30
Table 4-36. Takes direct actions to build trust	4-31
Table 4-37. Sustains a climate of trust	4-32
Table 4-38. Understands sphere, means, and limits of influence	4-33
Table 4-39. Negotiates, builds consensus, and resolves conflict	4-34
Table 4-40. Displays character	4-36
Table 4-41. Exemplifies the Warrior Ethos/Service Ethos	4-37
Table 4-42. Leads with confidence in adverse situations	4-38
Table 4-43. Demonstrates tactical and technical competence	4-39
Table 4-44. Understands and models conceptual skills	4-40
Table 4-45. Seeks diverse ideas and viewpoints	4-41
Table 4-46. Creates shared understanding	4-42
Table 4-47. Listens actively	4-43
Table 4-48. Employs engaging communication techniques	4-44
Table 4-49. Sensitive to cultural factors in communication	4-45
Table 4-50. Maintains physical and non-physical domain readiness	4-47
Table 4-51. Expands technical, technological, and tactical knowledge.....	4-48
Table 4-52. Expands conceptual and interpersonal capabilities	4-49
Table 4-53. Analyzes and organizes information to create knowledge	4-50
Table 4-54. Maintains relevant cultural awareness	4-51
Table 4-55. Maintains relevant geopolitical awareness	4-52
Table 4-56. Maintains self-awareness	4-53
Table 4-57. Fosters teamwork, cohesion, cooperation, and loyalty	4-54
Table 4-58. Encourages fairness and inclusiveness	4-55
Table 4-59. Anticipates others' duty needs.....	4-57
Table 4-60. Sets and maintains high expectations for individuals and teams	4-58
Table 4-61. Creates a learning environment	4-59
Table 4-62. Encourages open and candid communications.....	4-60
Table 4-63. Encourages subordinates	4-61
Table 4-64. Demonstrates care for follower well-being	4-62
Table 4-65. Assesses others' developmental needs	4-63
Table 4-66. Counsels, coaches, and mentors	4-64

Table 4-67. Facilitates ongoing development	4-66
Table 4-68. Builds team skills and processes	4-67
Table 4-69. Improves the organization.....	4-68
Table 4-70. Supports professional and personal growth.....	4-69
Table 4-71. Prioritizes, organizes, and coordinates taskings.....	4-70
Table 4-72. Identifies and accounts for capabilities and commitment	4-71
Table 4-73. Designates, clarifies, and deconflicts duties and responsibilities	4-72
Table 4-74. Identifies, contends for, allocates, and manages resources.....	4-74
Table 4-75. Removes work obstacles	4-75
Table 4-76. Recognizes and rewards good performance	4-76
Table 4-77. Seeks, recognizes, and takes advantage of opportunities	4-77
Table 4-78. Makes feedback part of work processes.....	4-78
Table 4-79. Executes plans to accomplish the mission	4-79
Table 4-80. Identifies and adjusts to external influences	4-80
Table 5-1. Information sources for assessment considerations.....	5-3
Table 5-2. Program goals and outcomes	5-4
Table 5-3. Enablers for learning	5-7
Table 5-4. Developmental activities and opportunities.....	5-7

This page intentionally left blank.

Preface

FM 6-22, *Developing Leaders* provides a doctrinal framework covering methods for how leaders develop other leaders, improve their organizations, build teams, and develop themselves. The title change reflects the manual's emphasis on developing leaders at the direct and organizational levels. FM 6-22 emphasizes the active process of teaching, training, coaching, mentoring, study, and learning required for developing Army leaders. Development does not merely happen because of established institutional and administrative policies; developing leaders requires deliberate intent and genuine engagement by raters, senior raters, instructors, trainers, support personnel, and the leaders themselves.

Leadership is fundamental to Army operations as an element of combat power; subsequently developing leaders requires an understanding of related doctrine. To comprehend FM 6-22, readers should be familiar with the fundamentals of leadership, attributes, and competencies in ADP 6-22, *Army Leadership and the Profession*; understand the nature and fundamentals of operations as described in ADP 3-0, *Operations*; and be able to exercise command and control as described in ADP 6-0, *Mission Command: Command and Control of Army Forces*. The leader attributes and competencies are common to all Army leaders. Each branch identifies the technical and tactical knowledge, skills and abilities required of leaders to perform their duties at specific grades and positions. As the operations process is the framework for exercising command and control, readers must also understand the fundamentals of the operations process established in ADP 5-0, *The Operations Process*.

The principal audience for FM 6-22 is all Army leaders, military and civilian. FM 6-22 serves as a primary aid to leaders to develop individuals and cohesive teams from the division down with a focus on company to brigade levels. Trainers and educators throughout the Army use this manual.

Commanders, staffs, and subordinates must ensure that their decisions and actions comply with applicable U.S., international, and in some cases host-nation laws and regulations. Commanders at all levels will ensure that their Soldiers operate in accordance with the law of armed conflict (LOAC) and applicable rules of engagement. (See FM 6-27).

FM 6-22 uses joint terms where applicable. Select joint and Army terms and definitions appear in the glossary and text. Terms where FM 6-22 is the proponent publication are marked with an asterisk (*) in the glossary. Definitions for which FM 6-22 is the proponent publication are boldfaced in the text. For other definitions shown in the text, the term is italicized and the number of the proponent publication follows the definition.

This publication incorporates copyrighted material.

FM 6-22 applies to the Active Army, Army National Guard/Army National Guard of the United States, and United States Army Reserve unless otherwise stated.

The proponent of FM 6-22 is Headquarters, U.S. Army Training and Doctrine Command. The preparing agency is the Center for the Army Profession and Leadership (CAPL), U.S. Army Combined Arms Center–Mission Command Center of Excellence. Send comments or recommendations on DA Form 2028 (*Recommended Changes to Publications and Blank Forms*) to the Center for the Army Profession and Leadership, ATTN: ATZL-MCV-R, 804 Harrison Drive, Fort Leavenworth, KS 66027-2302 or by e-mail to usarmy.leavenworth.tradoc.mbx.6-22@army.mil.

This page intentionally left blank.

Introduction

Army leaders are the competitive advantage the Army possesses that neither technology nor advanced weaponry and platforms can replace. Developing leaders is a complex and complicated undertaking because it is primarily a human endeavor—requiring constant involvement, assessment, and refinement. Today’s Army demands trained and ready units with agile, proficient leaders. Developing our leaders and ourselves is integral to our institutional success today and tomorrow. It is an important investment for the Army’s future because it builds trust in relationships and units, prepares leaders for future uncertainty, and is critical to readiness and our Army’s success. Leader development programs must recognize, produce, and reward leaders who are inquisitive, creative, adaptable, and able to exercise mission command. Leaders exhibit commitment to developing subordinates through executing their professional responsibility to teach, counsel, coach, and mentor subordinates. Successful programs that develop leaders incorporate accountability, engagement, and commitment; create agile and competent leaders; produce stronger teams and organizations; and increase expertise.

Developing leaders involves many practices to ensure people have opportunities to fulfill their goals and the Army has capable leaders in position and ready for the future. Practices include recruiting, accessions, training (including coaching, teaching, mentoring, fostering and advocating self-development), education, assigning, promoting, broadening, and retaining the best leaders, while challenging them over time with greater responsibility, authority, and accountability. Army leaders assume progressively broader responsibilities across direct, organizational, and strategic leadership levels.

FM 6-22 integrates doctrine, experience, and best practices by drawing upon applicable Army doctrine and regulations; input of effective Army officers, warrant officers, noncommissioned officers, and Department of the Army (DA) Civilians; recent Army leadership studies; and research on effective practices from the private and public sectors. This manual is about how to develop leaders to become skilled leaders. The Army’s broader family of field manuals develops leaders’ technical and tactical expertise. Branches identify the technical and tactical knowledge and skills for specific grades and positions.

Talent management and leader development are linked but separate processes. The Army develops individuals to be effective leaders. Talent management is an administrative process that puts the right person in the right job.

Army leaders develop themselves and others by:

- Planning, prioritizing, and engaging in development even when resources are limited.
- Gaining self-awareness thru feedback gained from performance counseling and assessments.
- Integrating development into day-to-day activities.
- Taking advantage of opportunities to provide constructive feedback.
- Strengthening leader attributes and competencies during developmental activities.

This manual is not intended to be read in a single sitting, although it is laid out in a fashion where that is possible. The information in this manual is best read and absorbed one chapter at a time, with time for reflection and digestion in between readings. FM 6-22 contains five chapters that describe the Army’s doctrine covering how to develop leaders:

Chapter 1 discusses the Army’s tenets for developing leaders, leader development challenges, leadership requirements, building teams, and development transitions across organizational levels.

Chapter 2 addresses the fundamentals for developing leaders in units by setting conditions, providing feedback, and enhancing learning while creating opportunities.

Chapter 3 provides information on the individual’s self-development process starting with identification of strengths and developmental needs, setting goals, and creating individual development plans.

Chapter 4 provides recommended learning and developmental activities for the attributes and competencies.

Chapter 5 discusses creating unit programs to develop teams of leaders and assessing unit programs.

The References section includes pertinent links to recommended websites and developmental readings.

Effective leadership is foundational to all Army operations.

Army leaders are the competitive advantage the Army possesses that neither technology nor advanced weaponry and platforms can replace. Developing leaders is part of everything we do in garrison, during training, and in operations.

The Army's leader development outcomes include:

highly trained Soldiers and DA Civilian professionals – mission focus – warfighting readiness – mission command culture – empowered leaders – positive climates – cohesive teams – stewardship of the profession.

The leadership attributes and competencies are common to all Army leaders, are applicable to all types and echelons of Army organizations,...

Attribute Categories

BE

Character – Presence

KNOW

Intellect

Competency Categories

DO

Leads – Develops – Achieves

...and are critical to building cohesive teams that accomplish the mission.

Leaders build cohesive teams by establishing a climate that encourages the understanding and application of the tenets and fundamentals of developing leaders.

Tenets

strong commitment – clear purpose – culture of learning – education, training, and experiences – assessment and feedback

Fundamentals

setting conditions – providing feedback – enhancing learning – creating opportunities

Each leader-subordinate interaction is a development opportunity and inseparable from training, enforcing standards, and setting a personal example...

providing, accepting and acting on assessment and feedback

Individual development plans highlight strengths and developmental needs while focusing goal setting

Daily Operations

Unit Training Plan

Leader Development Program

development in action

Highly trained, disciplined, and fit leaders and cohesive teams focused on mission accomplishment

... and supported by counseling, coaching, and mentoring across institutional, operational and self-development domains.

Introductory Figure 1. Logic chart for developing leaders

Chapter 1

Developing Leaders

1-1. There is no more important task for the U.S. Army than developing its people to lead others to defeat any enemy, anywhere. Developing leaders is inherently part of every garrison activity, training event, and real-world operation Army forces conduct around the world. Each leader–subordinate interaction is a development opportunity. They are inseparable from training, enforcing standards, providing feedback, and setting a personal example.

1-2. Effective leaders represent the U.S. Army’s strategic advantage over its adversaries, and developing leaders ensures the Army maintains that advantage. The Army develops adaptable leaders capable of accomplishing missions in dynamic, unstable, and complex environments. A robust, holistic, and purposeful leader development program at strategic, organizational, and direct levels is essential to readiness and future success. The Army develops leaders who are agile, adaptive, and innovative through a mix of education, training, and experience. This encourages a leader who acts with boldness and initiative to execute missions according to doctrine and orders. The goal is to develop Army leaders who clearly provide purpose, direction, motivation, and vision to their teams and subordinates while executing missions to support their commander’s intent.

1-3. Developing leaders is fundamental to our Army. *Leader development* is the deliberate, continuous, and progressive process—founded in the Army Values—that develops Soldiers and Army Civilians into competent, committed professional leaders of character. Leaders develop through career-long synthesis of the training, education, and experiences acquired through opportunities in the institutional, operational, and self-development domains. Developing leaders includes all cohorts and components, beginning at recruitment and continuing until the leader leaves service (AR 350-1). A key component of leader development is remaining focused on the professionalism of our leaders and those they lead. By developing and promoting a professional force, the Army develops trust on several levels: between Soldiers; between Soldiers and leaders; between Soldiers and Department of the Army (DA) Civilians; between Soldier families and the Army; between the Army and Government; and between the Army and the American people. This is why the Army commits to providing quality education institutions and training along with challenging experiences and opportunities throughout a career to develop effective leaders and ready units.

1-4. Setting the proper development expectations of subordinates is critical, so they understand their development is a continuous process encompassing almost everything they do regardless of context. Significant leader development occurs during professional education, unit leader development programs, and counseling sessions. However, Army research shows the most effective developmental experiences occur in the operational domain, during daily interactions with subordinates as they prepare for and execute missions. These interactions create enduring positive results and prepare subordinates for greater levels of responsibility when they integrate with daily operations and allow for shared understanding about standards, desired outcomes, and lessons learned.

1-5. Developing leaders and being developed by others requires mutual understanding between leaders and subordinates—both about the work involved in developing others and work needed to become a good leader. The developmental experience can be challenging and requires openness and a willingness to take risks and learn from experiences (both successes and failures). Those who lead and develop other leaders must treat experiences as lessons learned sources.

Leader Development and Training Overlap

Unit or organizational culture that emphasizes developing leaders through training priorities, sets expectations by grade and duty position, and develops leaders to achieve those expectations, is a proven tactic for developing tactically- and technically-sound subordinate leaders. Giving subordinate leaders opportunities to observe others operating a rifle or gunnery range to standard then coaching them as they do likewise, is an example of how training and leader development overlap in a practical sense. Those subordinates are prepared to execute similar missions in their next unit while developing their subordinates for greater responsibility.

TENETS OF DEVELOPING LEADERS

1-6. Tenets of developing leaders are the essential principles that make the Army successful at developing its leaders. The tenets provide a backdrop for the Army's unit training principles (see ADP 7 0). The overarching tenets are—

- Strong commitment by the Army, superiors, and individuals to developing leaders.
- Clear purpose and intention for what, when, and how to develop leadership.
- Supportive relationships and culture of learning.
- Three mutually supportive domains (institutional, operational, and self-development) that enable education, training, and experiences.
- Providing, accepting, and acting on candid assessment and feedback for self-awareness.

1-7. The Army prioritizes developing its people beyond a directed responsibility to develop subordinates. AR 600-100 directs Army leaders to develop their subordinates. Leaders must commit to developing others and themselves; Members want to serve in an organization that values camaraderie and teamwork while improving others' capabilities. accountability for implementation follows responsibility.

1-8. Development occurs through both formal systems and informal practices. Reception and integration, newcomer training, developmental tasks and assignments, individual and collective training, educational events, transition or succession planning, and broadening are all activities where development occurs and should be encouraged. Development in the three mutually supportive domains (institutional, operational, and self-development) involves experiential learning that is consistent with the principle of train as you fight. Any experience that shapes and improves performance enhances development. Emphasizing any developmental domain at another's expense hinders learning.

1-9. Feedback is necessary to guide and gauge development. Formal and informal feedback based on observation and assessment provide information to confirm or increase self-awareness about developmental progress. The Army established performance monitoring, evaluation reports, coaching, growth counseling processes, and self-awareness assessments to engage leaders and individuals. Feedback that goes from leader to led is essential for learning along with other feedback sources to develop leaders. Forming a mentoring or coaching relationship outside unit lines is a means to obtain informal feedback. Another is the feedback leaders obtain through self-assessments, study to improve, and application of knowledge or skills.

1-10. Development depends on having clear purpose for why, what, when and how to develop. Good leader development is purposeful and goal oriented. A clearly established purpose enables leaders to guide, assess, and accomplish development. The principles for developing leaders describe goals for what leaders need to be developed to do: lead by example, develop subordinates, create a positive environment for learning, exercise mission command, adaptive performance, critical and creative thinking, and know subordinates and their families. The core leader competencies and attributes identified in ADP 6-22 provide additional detail on what leaders need to be, know, and do.

1-11. Developing leaders includes holding subordinates accountable for maintaining Army standards, demonstrating the leadership requirements model competencies and attributes, adhering to Army Values, and accomplishing missions. Leaders must consider each situation and select the best approach to hold subordinates accountable. Sometimes, a private verbal correction is adequate, in others, where time or safety

are paramount, a public correction commensurate with the seriousness of the situation is warranted. In others, written counseling provides a reference for future professional development. Setting expectations in a unit about how and why leaders hold subordinates accountable is itself a means of developing leaders. It ensures shared understanding on effective leader requirements and unit standards, ultimately growing better leaders and maintaining positive command climates.

LEADERSHIP REQUIREMENTS

1-12. The Nation and the Army articulate their expectations of Army leaders through the Army leadership requirements model (see figure 1-1) that illustrates expectations of every leader, whether military or civilian, officer or enlisted, active or reserve. It covers the core leader requirements and expectations of all leadership levels. Attributes are the desired internal leader characteristics—what the Army wants leaders to be and know. Competencies are skills and behaviors the Army expects leaders to acquire, demonstrate, and continue to enhance—what the Army wants leaders to do.

1-13. A clear leadership requirements framework provides leaders the basis to assess their strengths and developmental needs and to determine goals for improvement. The Army's leadership requirements model specifically provides leaders with enduring attributes and competencies. The model provides a consistent reference point throughout professional and personal development progression. Leaders must improve in all the leader competencies, become more knowledgeable about the way the military operates, and understand how to operate in complex geopolitical situations.

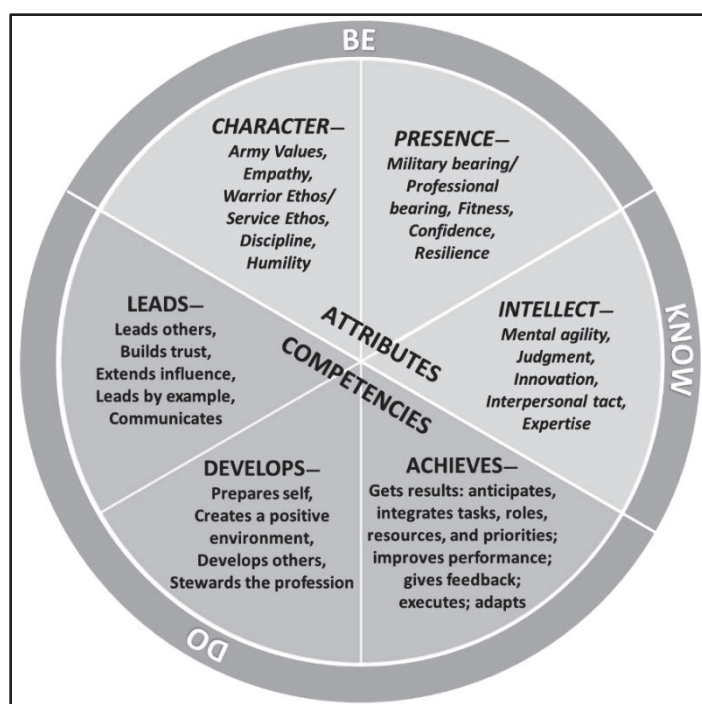


Figure 1-1. Leadership requirements model (ADP 6-22)

1-14. As Army leaders develop themselves and others, they must guard against counterproductive leadership behaviors. The leadership requirements model identifies what leaders need to develop; counterproductive leadership identifies where leaders may need correction as they develop. As future operational environments will be increasingly complex, it is imperative to identify and counteract anything that prevents mission success. *Counterproductive leadership* is the demonstration of leader behaviors that violate one or more of the Army's core leader competencies or Army Values, preventing a climate conducive to mission accomplishment (ADP 6-22). Counterproductive leadership has long-term negative effects on individuals and units, impeding mission accomplishment and negating combat advantages.

1-15. Counterproductive leadership tends to fall into several categories: abusive, self-serving, erratic, leadership incompetence, and corrupt (see ADP 6-22 for complete descriptions). All leaders are susceptible to counterproductive leadership, especially during stress, high operating tempo, or other chaotic conditions. Left uncorrected, the negative effects can quickly cascade, lowering morale, commitment, cohesion, performance, readiness, and mission accomplishment.

1-16. Counterproductive leadership is complex and must be handled in an effective and constructive way that does not lead to further problems. Table 1-1 provides questions to identify, assess, and address counterproductive leadership. Training modules are available on the CAPL website.

Table 1-1. Questions to focus approach dealing with counterproductive leadership

Identify	What is the behavior? What category does it fit in?
Assess	What conditions and factors influence the behavior(s)? Define the situation, actors, behaviors, and behavior impact. Is there a pattern to the behaviors?
Address	What strategies (intervening for others, directly addressing, or strengthening resilience) should be employed to address or cope with the behavior?

DEVELOPING COHESIVE AND EFFECTIVE TEAMS

1-17. The Army relies on effective teams to perform tasks, achieve objectives, and accomplish missions. Building and maintaining teams that operate effectively is essential. To do this, Army leaders employ *Army team building*, a continuous process of enabling a group of people to reach their goals and improve their effectiveness through leadership and various exercises, activities, and techniques. Figure 1-2 outlines the Army team building process.

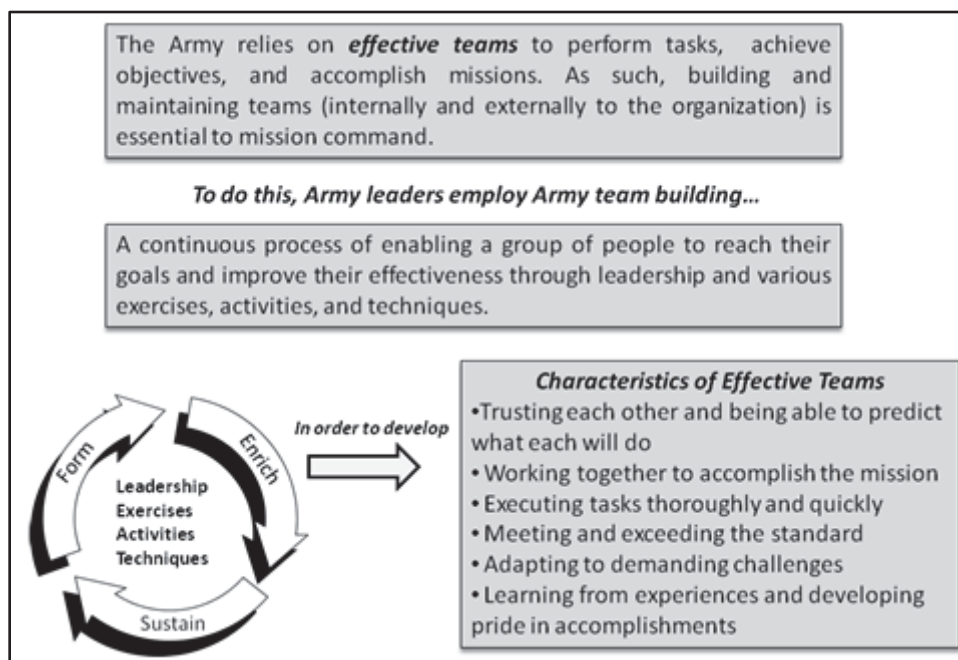


Figure 1-2. Army team building process model

1-18. Three qualities characterize good teamwork: climate, identity, and cohesion. Climate refers to how members think and feel about their organization, based on shared perceptions and attitudes. It depends on the personalities within a unit, which change as people come and go. Team identity develops through a shared understanding of what the team exists to do and what the team values. Cohesion is the unity or togetherness across team members and forms from mutual trust, cooperation, and confidence. Teamwork increases when teams operate in a positive, engaging, and emotionally safe environment. An engaging environment occurs where team members desire to work together on missions; they feel a sense of self-worth and accomplishment

of something more important than they are. A safe environment occurs when team members feel they can be open and not threatened by unwarranted criticism.

1-19. Teamwork fosters open communication, improves professional relations, contributes to unit motivation, and builds trust. Teamwork pulls together a diverse groups' knowledge and experience to accomplish the mission. Knowing the elements of effective teams and developing teamwork assists leaders to assemble the team, orient them, create an identity, cultivate trust, engage in solving problems, manage processes, regulate team dynamics, and deliver results to other organizations and stakeholders. High performing teams enforce high standards and hold each other accountable for their actions including their performance or output level. Table 1-2 compares effective and ineffective teams' characteristics. See ATP 6-22.6 for specific techniques.

Table 1-2. Characteristics of effective and ineffective teams

<i>Effective Teams</i>	<i>Ineffective Teams</i>
<p>Emphasize commonalities among members rather than characteristics that cause subgroups to form.</p> <p>Hold a shared vision about operating as a team.</p> <p>Share useful information with other team members.</p> <p>Ensure team members join group activities (such as sports, meals, or other off-duty activities).</p> <p>Act quickly to promote togetherness when schisms in the group appear or morale drops.</p> <p>Show appreciation and concern for team members.</p> <p>Act as a team instead of individuals; take pride in team accomplishments.</p>	<p>Fail to listen to relevant team member input.</p> <p>Speak disparagingly about other members.</p> <p>Fail to enforce or encourage discipline in the team.</p> <p>Compete, rather than cooperate, with other team members.</p> <p>Argue over petty or trivial matters.</p> <p>Fail to act or decide on issues that have implications for the team.</p> <p>Focus more on self-interest than team well-being.</p> <p>Give less than full effort due to low morale or lack of confidence in other team members.</p>

GROWTH ACROSS LEADERSHIP LEVELS AND BY COHORTS

1-20. The Army develops officers, at all levels, to understand and practice the mission command principles to lead and conduct military operations to support unified land operations. The Army expects officers to integrate developmental practices with collective and individual training to accomplish the Army's missions and develop subordinates for future responsibilities. They routinely operate at direct-level interactions with others and work at the organizational and strategic levels to plan, prepare, execute, and assess policies, systems, and practices. Warrant officers serve at all echelons as the primary specialized experts, integrators, managers, and trainers who operate, maintain, administer, and supervise the Army's equipment, support activities, and technical systems and processes in accordance with their primary career field. They bring an unequalled depth of knowledge, experience, leadership, and perspective to operations. Warrant officers, at all echelons, understand and practice the mission command principles to execute unified land operations. See DA PAM 600-3 for developmental opportunities throughout an officer's career.

1-21. NCOs are responsible for setting and maintaining high-quality standards and discipline while conducting daily missions making decisions based on disciplined initiative derived from commanders' intent. NCOs serve as standard-bearers and role models vital to training, educating, and developing subordinates. Through training, coaching, mentoring, counseling, and informal interaction, NCOs guide Soldier development every day and play a role in developing junior officers. NCOs advise officers at all levels and are an important source of knowledge, experience, and discipline for all enlisted matters. See DA PAM 600-25 for professional development opportunities.

1-22. DA Civilians provide crucial continuity and leadership to complement Soldiers' roles. DA Civilian leaders require a broad understanding of military, political, and business-related strategies, as well as managerial, leadership, and decision-making skills. DA Civilians develop other DA Civilians and support military leader development as supervisors, mentors, and instructors. DA Civilians should understand and exercise the mission command principles while providing mission-based capabilities to support Army missions. See Department of Defense (DOD) Instruction 1430.16 and AR 690-950 for specifics.

Leader development by walking around—the continual face-to-face engagement by leaders during daily duties—is the most effective informal means of developing leaders at the platoon, company, battalion, and brigade level.

TRANSITIONS ACROSS ORGANIZATIONAL LEVELS

1-23. Continual learning and development are the cornerstone for creating and sustaining an agile Army. Through activities in the institutional, operational, and self-development domains, personnel obtain education, training, and experiences to grow and succeed at positions of greater responsibility. As Army leaders progress in leadership responsibilities, it is necessary for them to develop new skills and abilities to refine how they will lead at the next level.

1-24. The timing of development is especially important because personnel join and move through a series of alternating and progressive education, training, and operational experiences. The approach applies to DA Civilians as well; however, federal service does not program advancement opportunities for most positions. DA Civilians move across positions based on the governing regulations and laws relating to applying for and filling positions. Ideally, the best direct-level leaders are developed into organizational level leaders and ultimately into strategic and enterprise level leaders.

1-25. In addition to the leadership requirements model, leaders must grow in their ability to understand, visualize, describe, direct, lead, and assess under differing conditions changing at each leadership level. As leaders progress, they experience greater challenges based on the situation's scope, the consequences and risks involved, and the time horizon. As scope increases, the number of people and outside parties involved increases. The consequences of decisions increase, as do the risks that leaders must address. The length of time that leaders' decisions apply tend to increase at higher levels as well as the time over which leaders can apply influence.

1-26. Career transitions can be difficult, regardless of performance and potential at prior levels. When moving into new roles with different demands, individuals may not perform at a previous high level. Individuals must have a developmental mindset to improve what is within their capability and be motivated to do their best. Their leaders have a responsibility to develop the capability. The Army endorses a culture where individuals continually strive to learn, broaden personal skills, and improve.

1-27. The required attributes and the expected competencies leaders perform do not change. However, some attributes and skills become more important in certain positions based on leader level and responsibilities (see transition descriptions). Proficiency levels regarding leader performance are specific to the individual leader, not their age, rank, cohort, or assigned position. Leaders of all ability levels should take advantage of opportunities to improve. The true nature of the Army leadership attributes and competencies is that there is no ultimate quality level to reach. Regardless of their capability, leaders are always able to learn more—increasing their adaptability, versatility, and effectiveness when influencing others and improving their organizations.

1-28. For military leaders, six leadership levels span the full range of Army organizations. The changes across levels correspond to the growth of responsibility, increase in the number of personnel affected, and the stakes involved. Not all levels and transitions apply to all organizational cohorts, military fields, or functions and some Army positions do not fit neatly into this transitions model. Similar transition points exist for DA Civilians, each requiring progressive responsibility levels. Personnel begin by managing themselves. Leading and preparing self is constant through the entire process no matter where one enters and exits the leadership continuum. Self-management and self-preparation are important steps in preparing for initial leader responsibilities. Six transitions that may apply to leaders in Army organizations are—

- Leading at the direct level. Initial-entry Soldiers and DA Civilians transition from a focus on self to providing direct leadership to others to accomplish missions. Junior leaders learn how to plan daily tasks and activities, understand organizational constructs, and interact with subordinates, peers, and superiors.
- Leading organizations. The second transition occurs with leaders at the organizational level. This level begins at company, battery, troop, staff, and similar organization levels for DA Civilians.

Direct level leadership still occurs at this level, but the leaders become leaders of leaders and rarely perform individual tasks, unless they serve in undermanned organizations or an emergency. Coaching subordinate, direct-line leaders and setting a positive example as a leader are two characteristics that stand out at this level.

- Leading functions. The third transition is from leading an organization (as a leader of direct-line leaders) to leading functions. This level involves directing functions beyond a single individual's experience path. Key characteristics are operating with other leaders of leaders and adopting a longer-term perspective. Functional leaders typically include majors, mid-level warrant officers, and mid-level NCOs.
- Leading integration. A fourth transition occurs when leaders assume command and leadership responsibility for battalion and similar-sized generating force organizations. These leaders must become more adept at establishing and communicating a vision and deciding on goals and mission outcomes. They need to find time for reflection and analysis and value the importance of making trade-offs between future goals and current needs. Positive attitudes related to trust, accepting advice, and accepting feedback pays dividends at this level and into the future.
- Leading large organizations. A fifth transition occurs at the brigade-equivalent and higher levels of operational and institutional organizations. They often operate outside their experience paths while leading others operating beyond theirs as well. Leaders will only be successful by valuing others' expertise and success. Humility is a desired characteristic of organizational and strategic leaders who should recognize that others have specialized expertise indispensable to success. A modest view of one's own importance underscores an essential element to foster cooperation across organizations. Even the humblest person needs to guard against an imperceptible ego inflation when constantly exposed to high levels of attention and opportunities.
- Leading the enterprise. A final step occurs in the transition to serving as an enterprise leader. Enterprise leaders must be long-term, visionary thinkers who spend considerable time interacting with agencies beyond the military. This leader must be willing to relinquish control of enterprise elements to strategic and junior-level leaders.

This page intentionally left blank.

Chapter 2

Fundamentals of Development

2-1. The development fundamentals simplify and span the formal leader development activities, such as assessing, counseling, coaching, mentoring, broadening, and team building. The fundamentals are common across formal and informal development activities that may overlap with training goals and serve to reinforce a developmental culture and mindset. Other sources provide guidance on techniques associated with the formal activities, such as AR 623-3 on the evaluation process, AR 621-7 and DA PAM 600-3 on broadening assignments, ATP 6-22.1 on the counseling process, and ATP 6-22.6 on team building.

2-2. Leadership requires establishing interpersonal relationships based on trust and setting the example for everyone—subordinates, peers, and superiors. In leader development surveys, leaders ranked leading a unit, personal examples, and mentoring as the three most effective ways to develop their leadership skills. Experience is a powerful learning tool; however, learning from experience is not guaranteed. As the tenets for developing leaders convey, learning requires commitment and purpose. Learning occurs after reflecting on experiences. This chapter covers setting the conditions for development, gathering and providing feedback, reflection and study, and creating opportunities for continued experiential learning.

2-3. The following sections focus on the fundamentals of developing leaders (see figure 2-1):

- Setting conditions for development.
- Providing feedback on a leader's actions.
- Enhancing learning through mentoring, training, reflection, and study.
- Creating opportunities and evaluating effectiveness.

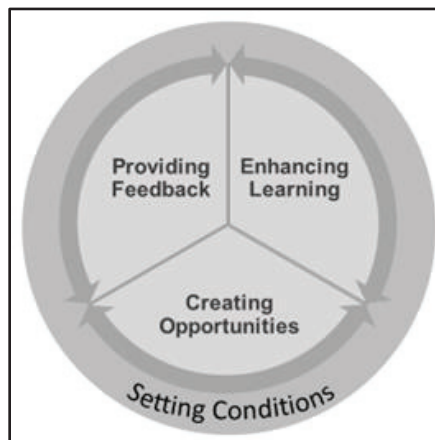


Figure 2-1. Fundamentals of developing leaders

SECTION I—SETTING CONDITIONS

2-4. Leaders create the conditions for a developmental culture and build a learning environment to allow subordinates to learn from their own experiences and the experiences of those around them. Setting Conditions has two vital components—

- Establishing a learning environment by encouraging and challenging subordinates to take reasonable risks, grow, and develop on their own initiative.
- Gaining knowledge of subordinates' unique skills, abilities, backgrounds, and goals.

ESTABLISHING A LEARNING ENVIRONMENT

2-5. Leaders set the conditions for development by performing their tasks and missions in ways that inform subordinates throughout the organization that leader development is important.

Be receptive to individual input, recommendations, and advice. Good leaders back subordinates trying to do the right thing and learn something new at the same time. Stop those who belittle suggestions to take a different or creative approach. A positive climate encourages a learning environment.

2-6. Being a role model—setting the example—for development is essential. Leaders who model investing in development send the message that leader development is a priority. Table 2-1 provides elements and questions for consideration to assess an organization.

Table 2-1. Elements and questions to assess an organization

<i>To...</i>	<i>Ask...</i>
Encourage development	<p>Are you actively and directly engaged in developing others?</p> <p>Are leaders visibly present and actively engaged in developing others?</p> <p>Are leaders inspiring others through genuine concern for their growth?</p> <p>Are leaders readily available to provide guidance and answer questions?</p> <p>Do leaders designate and protect time for leader development and mentorship?</p>
Encourage learning	<p>Do leaders feel free to ask themselves what went right and wrong in planning and executing an operation? Is there tolerance for discussing mistakes?</p> <p>Do others observe you engaged in learning? Do you develop yourself? Are you prepared to meet mission challenges as they arise?</p> <p>Do you actively listen to others? Are followers encouraged to provide candid feedback?</p> <p>Do you create a positive environment? Do you enjoy being a leader? Does your example motivate subordinates to emulate you?</p> <p>Do you develop subordinates? Do you know their strengths, developmental needs, goals, and life activities that extend beyond the workday? Are you serving as a teacher and mentor?</p> <p>Do leaders use available resources for development (such as reading lists, assessment programs, leader professional development programs)?</p>
Promote learning from mistakes	<p>When mistakes occur, is the focus on assigning blame or on why the mistakes occurred and how to reduce a reoccurrence? Do you avoid criticizing individuals publicly?</p> <p>Do you speak openly about personal leadership mistakes and lessons learned?</p>
Encourage effective decision-making	<p>Are leaders well informed when they make important decisions? Do they consider and understand the relevant consequences for Soldiers, DA Civilians, and the mission?</p>
Encourage innovation through diversity and accepting risks	<p>Are leaders restricted to operating strictly according to standing operating procedures? Do leaders dismiss new ideas in favor of prior practices?</p> <p>Do you promote innovation and diversity in teams? Can leaders debate with you, exchange issues, or challenge each other's perspectives?</p> <p>Do you create teams with unique and diverse backgrounds to address novel viewpoints, ideas, and different opinions?</p>
Allow for risk taking and encourage exercising disciplined initiative	<p>Do you set boundaries or prioritize areas where subordinates can take risk? Is it clear what is or is not acceptable?</p> <p>Are leaders willing to accept challenges in unit performance that come with new ideas?</p> <p>Do you show empathy? Do you consider others' situations relating to their challenges?</p> <p>How much authority and autonomy can you delegate to your subordinates? How much authority and autonomy can they responsibly delegate to their subordinates?</p> <p>How frequently do you need updates to inform decisions? Does the update frequency create the perception of distrust?</p>

TECHNIQUES FOR CREATING CONDITIONS PROMOTING DEVELOPMENT

2-7. Subtle actions on the leader's part build trust and communicate the role of trainer and developer. Experienced leaders use several techniques to create a developmental culture:

- A leader should be present to observe enough key activities without overwhelming subordinates. After initial observations, give the observed leader time and space to exercise leadership without being in the spotlight. This helps establish the leader's role as a supportive resource rather than an evaluative note taker. It builds trust, self-confidence, and creativity in the follower.
- As often as possible, leaders should employ an indirect approach. Start by providing observation descriptions along with positive and negative outcomes. Allow the subordinate to understand what is going well and what needs improvement. The opposite of an indirect approach is to micromanage and be overly prescriptive, outlining specifics for completion.
- Give each leader a fresh, objective start. Compare subordinates against objective standards. Avoid subjective comparisons to past leaders or units (including personal experiences). The bottom line is to observe and assess each leader on individual merit. Avoid thinking of the observation process as a means to grade leaders.

Mistakes occur in all organizations and operational environments. Leaders foster a learning environment by acknowledging that honest mistakes come with challenging missions. Tell leaders about a risky, challenging mission. Recount the mistakes made in trying to accomplish it. Wrap up the discussion with the lessons learned from the experience.

LEARNING PRINCIPLES

2-8. Development is a change process. Applying learning principles throughout development accelerates and improves learning. Table 2-2 presents principles to promote effective, efficient, and appealing learning.

Table 2-2. Learning principles

<i>Principles</i>	<i>How each principle works to encourage development</i>
Being task- or problem-centered	Learners are engaged in solving real-world problems. Real situations engage the learner to think and act in ways that are relevant to future outcomes.
Activation	Knowledge the learner already has serves as a foundation for new knowledge.
Demonstration	New knowledge is demonstrated to the learner.
Application	The learner applies new knowledge. Repetition and practice across varying conditions enhances application—interaction with role models and mentors, feedback and reflection, and studying other leaders.
Integration	New knowledge is integrated into the learner's world.

2-9. These principles are compatible with and supportive of learning that occurs while completing duties, practical exercises, or collective training. Opportunities that challenge the individual and encourage learning enhance development. Learning best occurs when the interest area has real-world relevance, and the learner can synthesize new insights or create new knowledge.

2-10. Purposeful learning starts when learners are challenged to know more and do better. Purposeful learning occurs when practice at mastery of tasks and skills are integrated into leaders' day-to-day activities. Applying the learning principles results in leaders who actively engage in learning, quickly retain and recall information, and transfer learning to novel situations.

Incorporating Developmental Opportunities

When assessing her company's performance from the previous week during the battalion training meeting, CPT Williams asserts that Alpha Company's squad cohesion is not where it needs to be for the company to advance to platoon collective training. Clearly frustrated, CPT Williams suggests to the battalion commander, LTC Cano, that last quarter's red cycle tasks and summer transitions prevented leaders from developing their Soldiers, teams, and squads. Her first sergeant and fellow command teams nod their heads in agreement.

LTC Cano: "I understand your frustration, but we cannot allow high operating tempo and Soldier turnover to interfere with our principal obligation as leaders: developing our subordinates. Installation taskings, reception, and farewelling departing teammates are all developmental opportunities and activities that should enhance cohesion."

CSM Baker: "That's true sir, but I'm not sure our battalion unit training plan adequately reflects the deliberate and continuous process that is fundamental to developing leaders. The current plan implies leader development is just something we do in a classroom once per quarter."

LTC Cano: "Fair assessment sergeant major. MAJ Blank, you and I will review the battalion training plan this week. I want to ensure each event includes leader development objectives linked to the Army's leadership requirements model."

GAINING KNOWLEDGE OF SUBORDINATES

2-11. For effective leader development, individual relationships with each subordinate are necessary. Leaders who routinely interact with subordinates understand their subordinates' backgrounds and experiences better. This enables discovery of special skills and experiences to support specific missions. Getting to know subordinates communicates a genuine interest in them as individuals, builds confidence, and generates trust. Trust is key to having candid talks with leaders about their developmental needs.

TEAM TRUST AND UNIT COHESION

2-12. Creating a positive climate that encourages learning contributes to all development aspects. Subordinates have to be receptive, engaged, and ready to develop. Leaders should be aware of subordinate's individual needs when building rapport and offering feedback. Some individuals will need more; some will need less. Some individuals seek additional attention and feedback while some will want less.

2-13. The objective of engaging with subordinates is to listen to their responses and understand their situation. Build rapport by sharing something about yourself. Early in interactions with subordinates, briefly share personal experiences—including areas of specialized expertise and areas of less experience.

2-14. In certain circumstances, using social media to observe and share ideas may be beneficial. Accepting an invitation to connect with a subordinate or allow a subordinate to follow your social media requires forethought. Social media platforms allow subordinates to observe how leaders align their words and deeds and allow leaders to observe and engage with subordinates about life events during and after service.

Sharing Experiences

Learning from others' experiences can be invaluable. Provide opportunities for leaders to share and discuss their experiences in terms of the leader competencies (see ADP 6-22).

Choose a competency (see table 4-5). Discuss the behaviors that support it. Describe a time someone demonstrated the behavior well.

- What actions did they take?

- What was the outcome?

- What makes this a good demonstration of the competency?

Describe a situation where someone did not demonstrate the competency but could have.

- What actions did they take?

- What was the outcome?

- What actions would have been more effective?

INDIVIDUAL DEVELOPMENT PLAN REVIEWS

2-15. Counseling and feedback provide clear, timely, and accurate information concerning individual performance compared to established standards. During professional growth counseling and feedback sessions, leaders should help subordinates identify individual strengths and developmental needs to design an individual development plan (IDP), a tool primarily used by the individual subordinate to document short- and long-term goals for career and personal development. All individuals are responsible for developing and maintaining their IDP. Leaders gain better understanding of their subordinates by helping them refine their IDP for an individualized approach to professional development. Likewise, individuals and leaders should understand that preparing an IDP does not solve all development issues—the form only documents and guides the necessary actions to reach the specified goals while employing strengths and addressing needs. Reserve Component IDPs should include career development goals that balance Army careers with civilian careers.

Integrating Individual Development Plans

COL Jones and CSM Hart are conducting their daily closeout meeting after the brigade mission analysis brief for an upcoming combined arms live fire exercise.

COL Jones: "Sergeant major, I've noticed a trend during our brigade train up that suggests our leaders at echelon are having trouble anticipating risks and opportunities in our large-scale combat operation training scenarios."

CSM Hart: "That is interesting sir. Where are these trends coming from?"

COL Jones: "I had our battalion commanders analyze their subordinates' IDPs to help us identify our strengths and weaknesses. They briefed their analysis during the latest training brief. Our leaders self-identified mental agility as an attribute they considered a developmental need. Also, you and I have observed that our leaders need more training reps to teach them what future tasks and resources to anticipate in combat."

CSM Hart: "Well sir, if we identify these needs early in exercise planning it will give us some options. We could conduct a formal professional development session for the brigade, but I doubt we have the space available in the unit training plan to adequately address these dynamic developmental needs. Another option is to be deliberate with exercise planning to incorporate these specific developmental needs as part of your training objectives."

COL Jones: "That's a great idea sergeant major. Let's meet with MAJ Price tomorrow to brainstorm some ways to induce critical thinking to our leaders during training."

COL Jones and CSM Hart met with MAJ Price to adjust the exercise scenario and training objectives to purposefully challenge, evaluate, and provide feedback on leaders' ability to think critically and anticipate environmental changes. COL Jones used his opening comments prior to the course of action brief to update the battalion command teams on his intent to develop leaders.

SECTION II—PROVIDING FEEDBACK

2-16. Leaders need to learn how to observe subordinates and provide developmental feedback. Using several assessment and feedback methods provides a robust and more accurate picture of the individual and provides better developmental opportunities.

2-17. A leader's ability to provide feedback to subordinates significantly contributes to their development. It enhances and accelerates learning from the day-to-day work experience—the most valued and effective environment for development. Feedback can reinforce (through recognition or praise) or change or eliminate (such as correction, constructive criticism, or alternative approaches) behaviors.

2-18. Timely, accurate feedback translates into better leader performance, which in turn, has a positive effect on unit performance and mission success. Providing accurate feedback starts with planned observation and accurate observation and assessment.

OBSERVATION PLANNING

2-19. The first step to having a role in a subordinate's development process is to observe them. To use available time productively, plan to—

- Observe them challenged by a developmental need.
- Observe them excelling by applying a personal strength.
- Observe their actions during critical times of unit performance.
- Observe decision-making and conduct.
- Observe their effect on subordinate leaders and Soldiers.
- See them relaxed and available for conversation.

Do not draw a lasting leader impression from a single observation. It usually takes several observations before a behavior pattern emerges. Take time to gather information from others observing the same leader, as different people focus on different aspects.

ACCURATE AND DESCRIPTIVE OBSERVATIONS

2-20. Accurate, descriptive leadership observations are important to assess performance and provide feedback that produces focused learning. Assessing performance into developmental need, meets standard, and strength categories informs what needs development or sustainment and provides motivation to develop. These behavior indicators provide general performance measures for varying proficiency levels for the leader attributes and core leader competencies required of all Army leaders (see ADP 6-22). Understanding the behavior indicators and observation methods provides a strong base to provide others' feedback, specifically when using formal tools such as DA Form 4856 (*Developmental Counseling Form*), DA Form 67-10-1A (*Officer Evaluation Report Support Form*), or DA Form 2166-9-1A (*NCO Evaluation Report Support Form*).

2-21. Observing leadership occurs by watching how a leader interacts with and influences others. Written directives, verbal communications, and leader actions all indicate how a leader performs. Raters learn about subordinates' leadership by observing reactions among peers, subordinates, and other superiors.

2-22. The following performance indicators are grouped according to the leadership requirements model by leader attribute categories (character, presence, and intellect) and leader competency categories (lead, develop, and achieve). The performance indicators provide three proficiency levels: a developmental need, the standard, and a strength. For developmental purposes, these three categories are sufficient and apply across cohorts. A developmental need is identified as a specific need for development when the observed individual does not demonstrate the leader attribute or competency. Strength indicators are associated with successfully performing leader attributes or competencies. Strengths include a consistent pattern of natural talents, knowledge gained through learning, and skills acquired through practice and experience.

2-23. Tables 2-3 through 2-8 (see pages 2-6–2-11). illustrate a focus on core leadership characteristics. Army adoption of a core attribute and competency model means that no list comprehensively lists all performance requirements for any leader. Each rater, counselor, mentor, or trainer will need to address specific duty or functional requirements. They should be able to apply the ideas to specific performance objectives designated for individuals that exceed the core leadership requirements.

2-24. While comparing observations against the leader performance indicators, determine the observed leader's proficiency level: first review the behavior that appears in the center column, which represents the standard for leader performance. The column on the left describes performance indicating a strength (individual exceeds the standard), while the column on the right describes performance indicating a developmental need (individual does not meet the standard).

2-25. Understanding the competencies and attributes in the Army leadership requirements model is essential to make careful and accurate observations of a subordinate's performance and evaluation of potential. Leader attributes are inward characteristics that shape the motivations for actions and bearing, and how thinking affects decisions and interactions with others. Attributes support a leader's development and effective performance. The core leader competencies apply across all leadership levels while subtle changes occur in purpose and activity at each level and include how Army leaders lead people; develop themselves, subordinates, and organizations; and achieve the mission. They are what the Army expects of all leaders and are the most outwardly visible leader performance signs.

CHARACTER

2-26. Character is a person's true nature comprised of their morals, virtues, values, conscious and sense of purpose, which make up their core and are the mindset and moral foundation behind actions and decisions. Leaders of character adhere to the Army Values, display empathy, the Warrior Ethos/Service Ethos, humility, and practice good discipline. See table 2-3 on page 2-8.

Table 2-3. Framing character

STRENGTH	STANDARD	DEVELOPMENTAL NEED
ARMY VALUES		
Models loyalty, duty, respect, selfless service, honor, integrity, and personal courage. Promotes the associated principles, standards, and qualities in others.	Consistently demonstrates loyalty, duty, respect, selfless service, honor, integrity, and personal courage.	Inconsistently demonstrates loyalty, duty, respect, selfless service, honor, integrity, or personal courage. Demonstrates frequent lapses in judgment.
EMPATHY		
Attentive to others' views and concerns. Personally acts to improve situations for Soldiers, Department of the Army Civilians, Family members, local community, or even potential adversaries. Models empathy for others.	Demonstrates an understanding of another person's viewpoint. Identifies with others' feelings and emotions. Displays desire to care for Soldiers, Department of the Army Civilians, and others.	Exhibits resistance or limited perspective on others' needs. Communicates indifference or lack of understanding. Unapproachable; disinterested in personally caring for Soldiers, Department of the Army Civilians, or others.
WARRIOR ETHOS/SERVICE ETHOS		
Models the spirit of the Warrior Ethos. Instills this behavior in subordinates and others.	Demonstrates the spirit of the Warrior Ethos.	Inconsistently demonstrates the Warrior Ethos; downplays its importance. Fails to do what is right.
DISCIPLINE		
Demonstrates discipline in personal performance. Encourages others to follow good practices of discipline as well. Enforces discipline when others fail to adhere to Army Values or other standard practices.	Demonstrates control of personal behavior according to Army Values. Adheres to the orderly practice of completing duties of an administrative, organizational, training, or operational nature.	Fails consistently to adhere to rules, regulations, or standard operating procedures.
HUMILITY		
Understands they are part of a larger organization and works toward something more important than themselves.	Demonstrates confidence, competence, and a willingness to seek out feedback from others. Willing learner who demonstrates accurate self-awareness.	Presents as meek, timid, or passive (under-expression) or as overconfident and arrogant (over-expression). Unaware of personal abilities and limitations.

PRESENCE

2-27. Presence is the impression a leader conveys to others through their appearance, demeanor, actions, and words. Leaders with presence demonstrate military and professional bearing, fitness, confidence, and resilience. See table 2-4 on page 2-9.

Table 2-4. Framing presence

STRENGTH	STANDARD	DEVELOPMENTAL NEED
MILITARY AND PROFESSIONAL BEARING		
Models a professional image of authority. Commanding presence energizes others. Exemplifies adherence to standards through appearance, demeanor, actions, and words.	Possesses a commanding presence. Projects a professional image of authority. Demonstrates adherence to standards.	Inconsistently projects a professional image of authority. Allows professional standards to lapse in personal appearance, demeanor, actions, and words.
FITNESS		
Sets a personal example in both the physical and non-physical readiness domains. Strength and endurance support emotional health and conceptual abilities under prolonged stress. Energetic attitude conveys importance of fitness to others and fosters an environment conducive to changing the culture of health and fitness in the Army.	Displays sound health, strength, and endurance that support emotional health and conceptual abilities under prolonged stress. Fitness combines both the physical and non-physical domains of holistic health and fitness that contribute to individual readiness to perform duties well in any environment.	Physical health, strength, or endurance is not sufficient to complete most missions. Fitness level unable to support emotional health and conceptual abilities under prolonged stress due to a lack of readiness in the non-physical domains of holistic health and fitness (nutrition, mental, spiritual, and sleep).
CONFIDENCE		
Projects self-confidence and inspires confidence in others. Models composure, an outward calm, and control over emotions in adverse situations. Manages personal stress and supports others experiencing stress.	Displays composure, confidence, and mission-focus under stress. Effectively manages emotions and remains in control of emotions when situations become adverse.	Inconsistently displays composure or a calm presence. Allows a setback to derail motivation. Displays a less than professional image of self or unit.
RESILIENCE		
Quickly recovers from setbacks. Focuses on the mission and objectives during shock, injuries, and stress. Maintains organizational focus despite adversity. Fosters this capacity in their Soldiers through leading by example and by providing tough, realistic training.	Recovers from setbacks, shock, injuries, adversity, and stress while maintaining a mission and organizational focus.	Slowly recovers from adversity or stress. Inconsistently maintains a mission or organizational focus after a setback.

INTELLECT

2-28. 2-28. Intellect is comprised of a leader's brainpower and knowledge that enables them to think creatively and critically to gain situational understanding, make sound judgments, solve problems, and act. Intellect allows leaders to reason analytically, critically, ethically, and with cultural sensitivity. Leaders with high intellect are mentally agile, good at judgment, innovative, tactful around others, and expert in technical, tactical, cultural, geopolitical, and other relevant knowledge areas. See table 2-5 on page 2-10.

Table 2-5. Framing intellect

STRENGTH	STANDARD	DEVELOPMENTAL NEED
MENTAL AGILITY		
Models a flexible mindset and anticipates changing conditions. Engages in multiple approaches when assessing, conceptualizing, and evaluating a course of action.	Demonstrates open-mindedness. Recognizes changing conditions and considers second- and third-order effects when making decisions.	Inconsistently adapts to changing situations. Attends to immediate conditions and surface outcomes when making decisions. Hesitates to adjust an approach.
SOUND JUDGMENT		
Models sound judgment. Engages in thoughtful assessment. Confidently makes timely decisions in the absence of all facts.	Demonstrates sound decision-making ability. Shows consideration for available information, even when incomplete.	Inconsistently demonstrates sound situational assessment. Hesitates in decision making when facts not available. Forms opinions outside of sensible information available.
INNOVATION		
Consistently introduces new ideas when opportunities exist to exploit success or mitigate failure. Creatively approaches challenging circumstances and produces worthwhile recommendations.	Offers new ideas when given an opportunity. Provides novel recommendations when appropriate.	Relies on traditional methods when faced with challenging circumstances.
INTERPERSONAL TACT		
Demonstrates proficient interaction with others. Effectively adjusts behaviors when interacting with others. Understands others' character and motives and modifies personal behavior accordingly to optimize outcomes.	Maintains self-awareness of others' perceptions and changes behaviors during interactions accordingly to reach desired performance outcomes.	Demonstrates lapses in self-awareness when interacting with others. Misses cues regarding others' perceptions, character, and motives. Presents self inappropriately or not tactfully.
EXPERTISE		
Demonstrates expert-level proficiency with technical aspects of their position. Demonstrates understanding of joint, cultural, and geopolitical knowledge. Shares technical, technological, and tactical knowledge with subordinates and others.	Possesses facts and understanding of joint, cultural, and geopolitical events and situations. Seeks out information on systems, equipment, capabilities, and situations. Expands personal technical, technological, and tactical knowledge.	Demonstrates uncertainty or novice proficiency in technical aspects of position. Inconsistently applies competence of joint, cultural, and geopolitical knowledge. Displays indifference toward expanding knowledge or skill set.

LEAD

2-29. Leads is how leaders provide purpose, direction, and motivation to accomplish missions and improve their organizations. Leads consists of five competencies: leads others, extends influence beyond the chain of command, builds trust, leads by example, and communicates. See table 2-6 on page 2-11.

Table 2-6. Framing leads

STRENGTH	STANDARD	DEVELOPMENTAL NEED
LEADS OTHERS		
Demonstrates full range of influence techniques and applies them effectively. Continually assesses and monitors mission accomplishment and Soldier welfare. Attends to subordinate morale, physical condition, and safety. Implements interventions to improve situations. Assesses and mitigates risk to maximize potential for success.	Influences others effectively. Assesses and routinely monitors effects of task execution on subordinate welfare. Monitors conditions of subordinate morale and safety. Implements appropriate interventions when conditions jeopardize mission success. Assesses and manages risk.	Inconsistently demonstrates influence techniques. Fails to monitor risk factors affecting others. Allows mission priority to affect subordinate morale, physical condition, or safety adversely. Hesitates to act when risk factors escalate.
BUILDS TRUST		
Demonstrates trust in others when encountering new or unfamiliar situations. Bases trust on a thorough understanding of trustworthiness of others and self. Understands how much trust to project and grant to others. No hesitation in addressing problems that undermine trust.	Establishes trust by demonstrating respect to others and treating others in a fair manner. Uses common experiences to relate to others and build positive rapport. Engages others in activities and sharing of information that contribute to trust.	Inconsistently demonstrates trust. Displays respect differently to some without justification. Takes no action to build rapport or trust with others. Fails to address problems caused by team members who undermine trust. Fails to follow through on intentions, undermining trust.
EXTENDS INFLUENCE BEYOND THE CHAIN OF COMMAND		
Demonstrates effective use of indirect influence techniques. Establishes trust to extend influence outside the chain of command. Proactively builds positive relationships inside and outside the organization to support mission accomplishment.	Demonstrates understanding of conditions of indirect influence. Builds trust to extend influence outside the organization. Displays understanding of the importance of building alliances.	Inconsistently demonstrates understanding of indirect influence. Misses or passively acts on opportunities to build trusting relationships outside the organization.
LEADS BY EXAMPLE		
Models sound leader attributes and competencies. Exemplifies the Warrior Ethos through actions regardless of situation. Demonstrates competence, confidence, commitment, and expects such behavior in others.	Demonstrates an understanding of leader attributes and competencies. Recognizes the influence of personal behavior and the example being set. Displays confidence and commitment when leading others.	Demonstrates conduct inconsistent with the Army Values. Displays a lack of commitment and action. Remains unaware of or unconcerned about the example being set.
COMMUNICATES		
Uses verbal and nonverbal means to maintain listener interest. Actively listens to remain open to sender's message. Adjusts information-sharing strategy based on operating conditions. Ensures prompt information dissemination to all levels. Avoids miscommunication through verifying a shared understanding.	Chooses appropriate information-sharing strategy before communicating. Conveys thoughts and ideas appropriately. Disseminates information promptly. Provides guidance and asks for a brief back or confirmation.	Misunderstands or fails to perceive nonverbal cues. Ideas not well organized or easily understood. Speaks without considering listener interest. Information dissemination is inconsistent or untimely.

DEVELOP

2-30. To ensure the quality of our leaders and future leaders does not diminish, all Army Soldiers and DA Civilians have a responsibility to develop themselves and their subordinates. To develop the attributes and

competencies of their subordinates as well as themselves, Army leaders focus on the competencies of prepares self, creates a positive environment, develop others, and stewards the profession. See table 2-7.

Table 2-7. Framing develops

STRENGTH	STANDARD	DEVELOPMENTAL NEED
CREATES A POSITIVE ENVIRONMENT/FOSTERS ESPRIT DE CORPS		
Exemplifies a positive attitude and expectations for a productive work environment. Actively corrects problems preventing a positive climate. Conveys a priority for development in the organization. Encourages innovative, critical, and creative thought. Uses lessons learned to improve organization.	Promotes expectations and attitudes conducive to a positive, fair, and inclusive work environment. Demonstrates optimism and encourages others to develop and achieve. Builds cohesion and teamwork.	Demonstrates negative expectations and attitudes not conducive to a productive work environment. Focuses primarily on task accomplishment. Expects zero-defects. Holds honest mistakes against subordinates.
PREPARES SELF		
Seeks feedback. Seeks learning opportunities to improve self. Demonstrates knowledge management proficiency. Integrates information from multiple sources; analyzes, prioritizes, and uses new information to improve processes.	Accepts responsibility for learning and development. Evaluates and incorporates feedback. Analyzes and organizes information to create knowledge. Focuses on credible sources of information to improve personal understanding.	Reluctant to accept responsibility for learning. Downplays feedback. Acts on information without regard to source, quality, or relevance. Ineffectively transfers new information into knowledge.
DEVELOPS OTHERS		
Seizes opportunities to teach, coach and mentor. Fosters position development and enrichment. Knows subordinates and prepares them for new positions. Helps individuals identify and reach career goals. Improves unit productivity.	Demonstrates willingness to motivate and help others grow. Provides coaching, counseling, and mentoring. Builds team skills and processes to improve individuals and the organization.	Disinterested in motivating and enabling others' growth. Focuses on tasks without consideration of improving organizational effectiveness.
STEWARDS THE PROFESSION		
Applies a mindset that looks to strengthen the profession of arms into the future. Assumes some risk to forego some short-term or personal gains in favor of improving one's own organization, other units, and other individuals. Cooperates by providing more assistance to others than expected to receive in return.	Supports developmental opportunities of subordinates. Takes steps to improve the organization. Carefully manages resources of time, equipment, people, and money.	Fails to extend assistance to others or other units. Disregards oversight of the tracking and use of resources. Fails to improve subordinates for subsequent assignments and fails to take steps to leave the organization in equal or better condition than when this leader arrived.

ACHIEVE

2-31. Leaders achieve by getting results as it relates to actions of leading to accomplish tasks and missions on time and to standard. Leaders get results by requiring the right integration of tasks, roles, resources, and priorities to achieve the desired outcomes. See table 2-8 on page 2-13.

Table 2-8. Framing achieves

STRENGTH	STANDARD	DEVELOPMENTAL NEED
GETS RESULTS		
Balanced application of all leadership competencies to accomplish mission objectives and improve the organization. Demonstrates understanding of supervising, managing, monitoring, and controlling of priorities of work. Reflects on end state before issuing guidance. Provides subordinates autonomy to accomplish the work.	Prioritizes, organizes, and coordinates taskings for others. Plans for expected setbacks and enacts appropriate contingencies when needed. Monitors, coordinates, and regulates subordinate actions but allows subordinates to accomplish the work.	Demonstrates a limited understanding of supervising, managing, monitoring, and controlling priorities of work. Hasty prioritization and planning lead to incomplete guidance and direction.

OBSERVATION EXECUTION

2-32. Effective commanders observe training, participate in operations, and interact with subordinates and their units. Peers, trainers, staff, and others can make accurate observations that contribute to assessment. Unit metrics do not always provide an accurate picture of leader impact. A unit can have ideal training or readiness statuses and a less-than-ideal leadership climate. Unlike readiness or training assessments, leadership assessments—

- Speak to the leader behaviors that contributed to the unit's performance.
- Combine perception and reality, with reality best confirmed by multiple sources.
- Occur through two-way communication between leader and the led.

2-33. Observing subordinates requires leaders to find a balance between being dispassionate in their observation and still being empathetic to their Soldiers. Subordinate leaders who know they are being watched may behave differently with their observing leaders around. Observation also requires emotional perception. Knowing when a subordinate is overwhelmed, nervous, not receptive, or frustrated is key to helping them through the development process. Observations should be accurate, descriptive, tied to a key event and accurately depict a behavior pattern without observer bias.

ACCURATE, DESCRIPTIVE OBSERVATIONS

2-34. Observing behaviors occurs by watching how a leader interacts with and influences others. Observations focus on what was or was not done well and what to do differently. Written directives, verbal communications, and actions all provide indications of how a leader influences others. Leaders learn about their subordinate by observing the reactions of peers, subordinates, and superiors. The observer must also consider how to differentiate performance of a desired behavior, the ability and initiative shown to improve or engage in a desired behavior, and the extent and duration of effects that the behavior has on individual or unit performance.

2-35. Three key components ensure observations are accurate and descriptive:

- Plan multiple observations around key events, but also observe routine operations.
- Look for behavior patterns.
- Record important observations immediately for use in performance and professional growth counseling and evaluations.
 - Use words that depict action.
 - Link to effects and outcomes.

PLAN OBSERVATIONS AROUND KEY EVENTS

2-36. Key training events offer opportunities to demonstrate a considerable number of leadership competencies and attributes. Major training events require time to plan, prepare, execute, and assess. Therefore, an observer can interact with their subordinate throughout the event to offer insights and enable

corrections. Most training events are controlled environments with clear standards for execution, making it easier for an observer to structure feedback and additional event iterations, if necessary.

2-37. Training events also allow a unique opportunity for observers to see how a learning leader reacts to friction, frustration, and, in certain circumstances, failure. An observer can help the observed Soldier understand how successful and poor reactions to events affects unit and mission success. Additionally, training events can stop and restart as needed to allow an observed Soldier to immediately correct mistakes and address lessons from their observer. Knowing when to start, restart, or stop the event all together requires an observer to be familiar with the level of mental or emotional fatigue a Soldier can manage before they are no longer able to retain or adapt to new information.

LOOK FOR BEHAVIOR PATTERNS

2-38. With time and frequent observation, leaders gain confidence and start to see a consistent behavior pattern. It is a judgment call as to when to consider an observation as a behavior pattern. To observe for patterns, note how often a leader exhibits the same behavior over time. The behavior frequency may indicate a pattern. If sufficient time has passed and the observer can predict the leader's actions, then a behavior pattern has emerged. Be alert to changes in performance and causes for strengths, inconsistencies, or developmental needs.

RECORD IMPORTANT OBSERVATIONS

2-39. Important leadership observation details may be lost or be inaccurately recorded if not written down soon after they occur. A way to capture observations and assessment is to use a quick, accurate, and complete method to take notes that supports an effective feedback session such as using a situation, observation, associate and assess, and reinforce and recommend (SOAR) framework. SOAR elements are—

- Situation—Describe the assessment situation and conditions. This should include the time, location, event, or other situation context.
- Observation—Describe the leadership behaviors that the leader exhibits.
- Associate and Assess—Identify and associate the competency or attribute that best describes the leader actions.
- Reinforce and Recommend—Record how to reinforce the leader's behavior through praise or correction.

2-40. Accurate and complete notes are useful when providing leaders with feedback. The SOAR format is one way that leaders can record observations; however, leaders might choose to use a different method that fits their own style and needs.

Use words that depict action

2-41. A leader needs to describe what the subordinate is doing when they are leading. By writing down an observation using action words, the observer can tell a better story about all the other unseen circumstances surrounding behaviors, decisions, and actions. Writing an observation down as though writing a story provides a better picture for the observed Soldier, who is often too wrapped up in the leading process (under observation) and may not see immediate feedback from others or actions.

Link to effects and outcomes

2-42. Leaders and Soldiers in subordinate echelons feel the positive or negative consequences of a leader's action. Leadership affects task or mission accomplishment. Understanding cause and effect for a subordinate leader's actions and effects on a mission or unit is a complex process. Aligning all facts for feedback can delay the feedback process and requires experience and empathy to balance the need for facts and feedback. Leaders can undermine trust by providing an incorrect cause and effect to a subordinate, which undermines their willingness to continue learning to lead effectively. An observer-leader is obligated to seek the relevant contributing factors to events before providing feedback. While it is not always possible to see everything, coordination with other staff and trusted observers will fill in gaps necessary to provide richer feedback.

FEEDBACK DELIVERY

2-43. When experienced leaders reflect on their own development, they place high importance on day-to-day, two-way communication with their senior leaders because they do the same with their subordinates. Feedback is less effective if a leader waits until a formal sit-down counseling session to provide feedback. Leaders should provide feedback as soon as possible after observing a particular leader behavior to encourage positive outcomes.

2-44. Day-to-day informal feedback makes sitting down with subordinates for developmental counseling much easier. This informal feedback develops a shared understanding of the subordinate's strengths and developmental needs. Still, many leaders find it difficult to sit down with a subordinate to engage in developmental counseling. ATP 6-22.1 provides extensive guidelines on the counseling process.

Providing feedback on every observed act, response, or behavior overwhelms a subordinate. Provide feedback based on established competencies and attributes. Focus feedback on a few key behaviors that, if changed, contributes the most to improved leader and unit performance. Having a focus for improvement motivates the subordinate to take action to change.

Ask the observed leader for a self-assessment before providing personal views. Do this by first recounting back to the leader the situation and observation (the first two SOAR sections). Then ask the leader to provide an assessment and recommendation. This reinforces three important leader development principles: leader self-assessment and self-awareness, individual leader responsibility for development, and leader ownership of the recommendation.

PREPARATION AND TIMING OF FEEDBACK DURING TRAINING

2-45. Before training starts, leaders should explain the feedback tool to the unit and its leaders and general feedback process expectations. Leaders should emphasize the feedback's developmental nature. In preparing to give feedback, the observer sets several goals to ensure a successful outcome. An observer finds the best balance between gathering relevant facts that will provide context to the lesson but without overwhelming the learner with information. Organizing feedback using a pre-arranged feedback tool helps an observer keep to the relevant material and gives the receiver an idea of what to expect. By discussing feedback formats and expectations, a leader can ask their observer to focus observations on specific areas where they may feel uncertain or want to improve. Sharing control and expectations for a feedback event between the observer and leader increases the potential to listen and learn and decreases defensive or confrontational behavior.

2-46. The timing to discuss leadership observations can be critical and a deciding factor between whether perceiving a situation as evaluative or developmental. Ultimately, determining the appropriate time to deliver an observation is at the leader's discretion. The observer should be prepared, calm, motivated to share observations, and be familiar with the conditions that make a leader comfortable with receiving and understanding feedback. If an observer is rushed and the leader is frustrated or angry, it may be advisable to delay feedback delivery. Use personal judgment to consider whether delivery should occur during action, at a break in action, at day's end, or at event completion based on conditions.

2-47. Sometimes, leaders deliver observations as they occur or "during the action" feedback. This is especially true when pointing out to the leader those actions must occur in the moment to allow observation. However, do not disrupt the training exercise.

2-48. Find the right break in the action to deliver observations. This could be during a lull after a major event has occurred (a major success or a failure). Consider waiting until day's end, especially if observations are lengthy and require discussion. To enable better collective learning, wait until after conducting the unit or team after action review (AAR). Then, deliver observations to the subordinate privately. This aligns observation delivery of the subordinate's strengths and areas for improvement with those of the unit or team as identified in the AAR, assuming they are compatible.

2-49. If observation delivery is best done at the event completion, consider letting the subordinate set the time for the discussion. At a minimum, provide a "heads up" about a situation or circumstance to be

discussed. This allows the observed leader an opportunity to reflect and mentally prepare to listen and receive. This also allows an observer a chance to gather their thoughts, address their emotions, and ensure they have a complete understanding of the event's results for the leader and unit. This approach reduces the likelihood the subordinate will be preoccupied, nervous, or defensive.

OBSERVATION DELIVERY

2-50. It is important to plan how to deliver observations to a subordinate. The following delivery methods, when done correctly, provide a leader with an understanding of the effect behaviors have on consequences, all based on careful and planned observations. The two-way communication techniques used to deliver an observation should motivate subordinates to start acting in ways that improve leader and unit performance.

2-51. These steps represent an indirect approach to providing leadership observations. Once leaders are ready to discuss observations and reinforce and recommend actions, the following steps provide an effective framework for delivering observations and flow in a logical sequence—

- Confirm the observed event being discussed.
- Ask the leader for a self-assessment.
- Clarify and agree on the results.
- Add personal observation notes.

Confirm the Situation

2-52. Start by orienting the subordinate's attention to the observed situation. State the situation and clarify that the observation is about leadership. Reiterate the information recorded: "I'd like to discuss the actions you took in the battlefield simulation you just led with your staff." [SOAR, Situation]

Ask for a Self-Assessment

2-53. Ask the subordinate to assess the situation and personal leader actions. Guide questioning to the subordinate's leadership during the event or situation. The subordinate's response should match the leader's assessment. If it does not, the leader should ask additional specific questions:

- "How effective was the communication between you and the subordinates you were leading? And how could you tell?" [SOAR, Associate and Assess]
- "What factors did you observe that may have contributed to miscommunication or a vague understanding among the troops?" [SOAR, Associate and Assess]

Clarify and Come to an Agreement

2-54. Leaders confirm the subordinate either agrees with the assessment or acknowledges a difference in opinion if the subordinate does not share the assessment. Confirm agreement or acknowledgement before proceeding to the assessment, linkages, and observations:

- "That is what I saw as well"
- "Actually, in my observations I noted that you were directive in your message and didn't ask for questions. Would you agree that this is the approach you took?" [SOAR, Observation]

Add Your Observations

2-55. Leaders may include observations that the subordinate is not aware. Leaders build on what the subordinate has already said to increase personal self-awareness. Specific behaviors that affected the consequence or outcome include—

- "Your assessment is correct. When you asked for other viewpoints, good information sharing followed." [SOAR, Observation]
- "It was clear some staff had differing opinions or other points to add, though the opportunity to share really didn't arise." [SOAR, Observation]

Giving Feedback in 60 Seconds or Less

Regularly providing constructive feedback is important to ensure improved leader and unit performance. Opportunities to provide subordinates feedback are available each day. Review the conversation below for an example.

Situation: LTC Smith, the battalion commander, observes a platoon live fire exercise AAR that CPT Phillips, a company commander, is conducting. After the brief, LTC Smith approaches CPT Phillips.

First, LTC Smith provides a brief situation description.

“CPT Phillips, I was in the back of the room during the AAR. Let’s talk a minute.”

Next, LTC Smith describes the leader behavior observed.

“When I came in, SGT Jones was describing some friction during the transition from indirect to direct fires. You listened intently to the general descriptions and asked some probing questions to get more details.”

CPT Phillips: “Yes sir, I want squad leaders to understand how important communication is during transitions on the battlefield.”

Finally, LTC Smith provides specific, constructive feedback to reinforce the observed behavior.

“That’s a great technique to ask a few questions to confirm what SGT Jones said. He said he had trouble identifying the conditions necessary to engage with direct fires. You noticed that. From the excitement in SGT Jones’s voice, I think he knew that as a leader he was in the right place to assist the platoon. If you had not probed for details, the outcome of that AAR may have been different. Keep up the good work.”

WAYS TO FURTHER ENGAGE LEADERS

2-56. Leaders raise questions that prompt subordinates to think about how to act or respond. Leaders should ask for recommendations about how the subordinate will take better actions in the future, avoid problems, and take advantage of an opportunity. Here are some possible questions—

- “How will you handle a similar situation next time?” [SOAR, transition to Reinforce and Recommend]
- “What future steps can you take to avoid this outcome?” [SOAR, transition to Reinforce and Recommend]

Reinforce—Validate a Strength

2-57. Once the leader and subordinate agree on the behaviors that contributed to a consequence and a recommendation for the future, the leader should provide reinforcement on what the subordinate is doing correctly. Here are some examples—

- “Your influencing strategies are working for you, keep it up.” [SOAR, Reinforce and Recommend]
- “Consider closing out staff meetings with opportunities for questions or discussion. Your pre-meeting planning and organizing is effective—you should continue that.” [SOAR, Reinforce and Recommend]

Additional Tips for Providing Feedback

2-58. Consider these items when providing feedback:

- Focus on the leader’s behavior and actions.
- Identify what the leader has control over to change.
- Use focused questions as a form of feedback to create discovery learning.
- Allow leaders the opportunity to produce a recommendation to the observation. This promotes their taking ownership and responsibility for it.

- Be familiar with improvement actions described in chapter 4 and offer appropriate ones. Remind leaders that this source is available to guide development, including improving their understanding of positive and negative behaviors and underlying causes.

LESSONS FROM DELIVERING OBSERVATIONS

- 2-59. Leaders should avoid delivering some kinds of feedback. Especially important to avoid are—
- Vague and general ideas: “You are a good leader.” Instead, focus on specific, observed strengths.
 - Using absolutes or generalities, such as always or never: “You never follow-up after meetings.” Instead, give specific behavior examples.
 - Observations applied to general traits or the total person: “You’re an introvert.” Instead, focus on specific, observed actions.
 - Untimely feedback that the leader is unable to apply: “Two days ago you gave ambiguous instructions at the mission rehearsal.” If they are not able to do anything useful with the feedback, focus on the future rather than the past.
- 2-60. It is important for leaders to learn from observation delivery and realize it takes practice. It is helpful after an interaction for leaders to reflect on their delivery. Reflective questions include—
- Was my subordinate receptive to what we discussed?
 - Based on my questions, how easily did they identify the behaviors that needed to change?
 - Did my subordinate ask for techniques or ideas on how to change or improve?
 - Is there agreement on the next development step and its timeframe?
 - Is there evidence that my subordinate is acting on the observations?
- 2-61. After delivering observations, leaders look for the next opportunity to observe the subordinate’s leadership. Then, gauge how well the subordinate received the observation, what steps the leader has taken to change behavior, and what effect the change is having on unit outcomes.

SUBORDINATE RECEPTIVENESS TO FEEDBACK

- 2-62. Trust and a developmental culture are critical to ensuring receptiveness of leader observations. Leaders perceived as genuinely interested in helping subordinates develop tend to have subordinates who are more receptive to observations and feedback.
- 2-63. To gauge receptiveness, leaders must remain attuned to verbal and nonverbal cues. These may occur as verbal disagreement or resistance, or nonverbal gestures such as folded arms, rolling eyes, or lack of attentiveness. These cues can affect an observer by increasing their frustration with the feedback process. Refocus the subordinate and yourself by—
- Reaffirming your feedback intent maximizes the subordinate’s capabilities to learn and lead.
 - Restating the intent of your observation as a chance for self-development—not personal judgment.
 - Reiterating what went well, noting growth and progress.
 - Ask why they might not be receptive. For instance, “It seems you disagree with what I am saying. Can you share what you are thinking?”
- 2-64. Sometimes, a subordinate does not respond to any feedback. When this occurs, the leader might determine if an underlying cause prevents a positive response. Ultimately, the responsibility for learning lies with the subordinate, but an effective leader ensures the best possible conditions are set for continued learning. Even in difficult situations, leaders use different techniques to gain the subordinate’s attention and create learning opportunities.
- 2-65. These are some ways to redirect a non-responsive subordinate—
- Work with the subordinate leader’s subordinates and peers to ensure their actions do not affect the mission or teammate performance. Having teammates engaged and invested in making a leader better is a deliberate effort that must occur with sufficient time and resources to mitigate effects on others.

- Use experience. Talk the situation over with other leaders skilled at observing leadership. Obtain their perspectives and ideas on how to work with non-responsive subordinates.

SECTION III—ENHANCING LEARNING

2-66. Setting conditions and providing feedback and advice are two development fundamentals. Applying practices to enhance learning makes development more effective. Enhancing learning draws on the developmental value from learning opportunities. Learning from experience is enhanced by facilitating what the experience means. Understanding an experience requires interpreting the event to create personal understanding. This process requires observation, feedback, dialogue, and reflection. A leader-subordinate pair, coach, or mentor can use these four steps with a leader, any group, or adapted for an individual learner. This section focuses on how dialogue can bolster the reflection process and understanding. Chapter 3 addresses how an individual uses this learning process. At the individual level, experiential learning is learning while doing. At the organizational level, experiential learning is improving while doing. Experiential learning is consistent with the principle of train as you fight.

2-67. Practical approaches to enhance learning include leader role models, mentoring, guided discovery learning, and individual and group study. These practices are not scheduled events but are powerful ways to integrate and promote learning in the day-to-day organizational operations.

2-68. Because leaders vary in their skill and experience level, an effective way to learn is directly from unit role models. Positive role models exhibit leadership behaviors that others should emulate.

The 5-Minute Shadow

Bring in a subordinate to observe or participate in an aspect of work that will improve their abilities. To maximize the experience—

- Communicate the situation, decision, or issue.
- Convey the importance of acting appropriately or making the right decision.
- Describe possible consequences, second- and third-order effects.
- Discuss the decision or actions and reasoning behind them.

GUIDED DISCOVERY LEARNING TECHNIQUES

2-69. Guided discovery learning is an advanced technique that experienced leaders employ to help others learn. Leaders use the technique in coaching, counseling, and mentoring situations. Guided discovery learning is an indirect method that engages individuals to identify personal strengths and developmental needs, supported by a senior leader. Guided discovery learning is effective when—

- A learner effectively makes sense of incoming information and integrates it with their personal base of experience and knowledge of relevant doctrine.
- A supervisor generally keeps the subordinate on track through direction, coaching, feedback, or modeling.

2-70. When appropriate, guided discovery learning is more effective than prescriptive methods where the leader prescribes problem solutions to a subordinate. Creating guided discovery learning options for a subordinate requires deliberate commitment from a leader to resource the learning experience, accept risk that they may learn a different lesson or learn at a different pace than the leader originally planned. Striking a balance between prescriptive methods and indirect methods requires a holistic understanding of how a particular Soldier learns and leads.

2-71. To facilitate effective guided discovery learning for subordinates, a leader ensures—

- Subordinates have sufficient background knowledge, training, and tools to experiment and learn.
- Sufficient time exists to experience failure, reset training conditions, and learn from the experience.
- The organization has a permissive learning environment encouraging learning without judgment.

2-72. Guided discovery learning techniques are an effective way to deliver leadership observations. These methods are commonly employed when developing subordinates' leadership skills:

- Positive reinforcement.
- Open-ended questioning.
- Multiple perspectives.
- Scaling questions.
- Cause and effect analysis.
- Recovery from setbacks.
- Experience.

Positive Reinforcement

2-73. A leader's first subordinate observations ought to focus on what they are doing right. Commenting on positive actions up front shows a commitment to balanced and fair observation. It builds confidence and confirms productive performance that accomplishes an objective.

Open-ended Questioning

2-74. Asking open-ended questions gets subordinates thinking about the situation and their leadership pertaining to unit performance. Broad questions maximize the potential for discovery. Leaders may need to ask additional specific questions if the subordinate is not identifying issues that need attention. An advantage of this approach gives subordinates hints about what they may need to do differently yet allows them to discover the actual issue on their own. In this way, responsibility for evaluation is with the subordinate, as is ownership for fixing the situation. Open-ended questioning is useful when the leader has time to listen, reflect, and do something about the situation. Thus, the busiest part of mission planning or execution may not be the most appropriate time to ask an open-ended question.

2-75. Open-ended questioning is employed by—

- Identifying the outcome for the leader to realize.
- Asking general questions about factors related to that outcome.
- Asking specific questions and providing hints until the leader connects the outcome with actions.
- Listening closely to the leader's response.
- Confirming and reinforcing what is heard as an accurate assessment.
- Probing further or offer outcome-based evidence if they are not accurately assessing the situation.

Multiple Perspectives

2-76. Employing multiple perspectives helps a leader see the situation from another person's perspective (or a different frame of reference). A complementary step to the decision-making process is to understand a problem and appreciate its complexities before seeking to solve it. Supervisors help subordinates reframe the current situation through open-ended questions or soliciting feedback from other stakeholders.

2-77. The purpose of multiple perspectives is to prompt subordinates to think creatively and innovatively in their approach. Leaders should use this technique when a subordinate appears stuck with a limited way of thinking or is unable to break away from a mental block.

Scaling Questions

2-78. The scaling questions technique is useful in facilitating a leader's self-understanding of how difficult or challenging a problem is in relative terms. It facilitates incremental improvement and helps one recognize that progress has occurred. Supervisors ask subordinates to use a 10-point scale (where 10 is highest or best and 1 is lowest or worst) to assess personal performance on an action or competency behavior. The subordinate could share what they could do differently to improve performance a point or two on the scale.

Cause and Effect Analysis

2-79. Leader actions are often several layers or processes removed from their consequences. The cause-and-effect analysis is a method to identify the root (or original) cause of consequences and outcomes.

2-80. It is not always obvious to leaders how certain behaviors affect outcomes further down the line. Cause and effect analysis is important because a leader and unit will continue to experience a negative outcome until identifying and resolving the actual root cause. Many times, only subsequent effects (or symptoms) of a problem are addressed, leaving the root cause intact.

2-81. Leaders use cause and effect analysis to address shortcomings when limited time and capability exist. Identifying a root cause focuses on remedial actions to fix the problem and change the consequence.

2-82. Cause and effect analysis is facilitated through—

- Asking “What (rather than why) causes it to happen?” Show consequences or outcome data.
- Continuing to ask “What?” and “What else?” until identifying all causes. It helps to capture work on paper or a whiteboard.
- Depicting the relationships between causes and effect.
- Identifying which causes, if changed or isolated, would prevent the outcome or consequence reoccurring.
- Identifying solutions or changes to implement without causing other negative outcomes or consequences to occur.
- Coaching the leader on being proactive to avoid negative outcomes before they occur.

Recovery from Setbacks

2-83. When a subordinate experiences a difficult situation, setback, or seemingly insurmountable challenge, a supervisory leader can help restore confidence and prevent conditions from deteriorating. Employing the following enables recovery from setbacks—

- Reinforcing a strength—a leadership behavior they are performing well.
- Helping the leader recognize that they are already successfully handling some part of the task.
- Asking open-ended questions to increase situational awareness and probe for solutions.
- Providing recommendations if or when the leader is unable to arrive at a suitable course of action.
- Increasing the percentage of positive reinforcement and support relative to negative reinforcement.

Experience

2-84. By virtue of position and experience, a leader often knows something is going right or wrong before the subordinate knows it. It is an art to know when to impart aspects of that experience to a subordinate. Learning can occur by providing leaders with hints, well short of full understanding.

2-85. Leaders should carefully weigh the pros and cons of providing a subordinate with hints during training exercises. It is important to allow situations and events to unfold without premature intervention. If the leader provides information or solutions to the subordinate too soon, the situation’s development value diminishes, as ambiguous or adverse situations compel leaders to adapt and problem-solve on their own.

2-86. Yet, leaders do not want to hold on to information that may inhibit learning during the exercise. Without hints, a subordinate may experience a situation and its consequences, but not effectively learn from it. With hints and additional information, the subordinate launches on a learning expedition while the situation is still evolving. The inquisitive subordinate will follow up on the leader’s hints and find out why systems or people did not perform to expectations, a valuable learning expedition.

COACHING

2-87. Coaching is a development technique used for a skill, task, or specific behaviors. Coaching helps another individual or team through a set of tasks or with improving personal qualities. A coach gets the person or team to understand their current level of performance and guides their performance to the next level. A

central coaching task is to link feedback interpretation with developmental actions. Coaches advise an individual or team on what levels can be reached and what to do to reach them.

2-88. Like other development processes, coaching has several components:

- Building rapport. The coach builds a strong rapport to facilitate trust and open communications.
- Gathering and analyzing information. Review performance indicators or leader or team perceptions to determine an accurate picture of capabilities.
- Addressing the gaps. Discuss specific issues light of similarities and differences with typical expectations.
- Narrowing focus. The coach guides the leader to identify the areas to strengthen and develop.
- Setting goals. The coach assists the leader in establishing development goals.
- Planning development. Together the coach and leader determine development paths, desired outcomes, and specific developmental actions.
- Promoting action. The coach sets conditions that help to sustain developmental action and establish accountability for development.

2-89. Coaches can draw on guided discovery learning techniques to establish and maintain rapport and build commitment. The coach tailors how directive feedback and guidance are depending on the situation and performance level of those being coached. Coaches involved in developmental actions should find a balance between challenge and the learner's perception of ability to achieve incremental improvement.

2-90. To prepare for coaching, leaders study and apply the fundamental guidelines for leader development. They are passionate learners in the area being coached. They arm themselves with tips, techniques, and practice routines to advise subordinates. Developmental actions for leadership include observing other leaders, modeling what good leaders do, and practicing new techniques or approaches. Leaders can apply techniques in the conduct of their duties, look for different duty opportunities, or identify outside opportunities. Other actions include reading, research, consulting, and formal coursework. Sometimes applying different mindsets and ways of thinking provide enough development to meet established goals. ADP 6-22 provides guidelines for coaching (focus goals, clarify self-awareness, uncover potential, eliminate obstacles, develop action plans and commitment, and conducts follow-up).

COUNSELING

2-91. Counseling is the process used by leaders to review with a subordinate their demonstrated performance and potential. See ATP 6-22.1 for more on the process of counseling. Counseling, one of the most important leadership and professional development responsibilities, enables Army leaders to help Soldiers and DA Civilians become more capable, resilient, satisfied, and better prepared for current and future responsibilities.

2-92. Regular developmental counseling is an essential tool for developing future leaders at every level. Developmental counseling is categorized by the purpose of the session. Understanding the purpose and types of counseling enables the leader to adapt the counseling session to the individual subordinate's needs to achieve desired outcomes and manage expectations.

2-93. Professional growth counseling includes planning for the accomplishment of individual and professional goals. During the counseling, leader and subordinate conduct a review to identify and discuss the subordinate's strengths and weaknesses and to create an individual development plan using DA Form 7906 (*Individual Development Plan*) that builds upon those strengths and compensates for (or eliminates) shortcomings. Leaders can assist subordinates in prioritizing development efforts based upon those perceived strengths and weaknesses.

2-94. As part of professional growth counseling, the leader and subordinate may choose to develop a pathway to success with short- and long-term goals and objectives. The discussion includes opportunities for civilian or military schooling, future duty assignments, special programs, available training support resources, reenlistment options, and promotion opportunities and considerations. Documentation of this discussion results in an individual development plan (see figures 3-1–3-4 on pages 3-7–3-10 for examples). Each individual development plan will vary as every person's needs and interests are different.

MENTORING

2-95. *Mentorship* is a voluntary developmental relationship that exists between a person of greater experience and a person of lesser experience that is characterized by mutual trust and respect (AR 600-100). A mentor assists personal and professional development by helping a mentee clarify personal, professional, and career goals and develop actions to improve personal attributes, competencies, and skills. A mentee seeks and receives mentorship. Army leaders are encouraged to participate voluntarily in mentoring.

2-96. Age or seniority is not a prerequisite for providing mentoring. A junior individual may mentor a senior individual based on experience or specialized expertise. Having a mentor grows in importance as you become more senior.

2-97. Mentoring is a professional relationship. However, mentor-mentee connections are best when they occur outside the chain of command. This is not contrary to a leader's responsibility to develop subordinates. It differentiates between the mentor and leader roles to develop, counsel, teach, and instruct subordinates. Supervisors should refrain from appointing mentors or formally matching individuals with mentors. Participant self-selection leads to the most effective mentoring relationship.

2-98. Leaders foster mentorship by—

- Educating leaders in the organization on mentor responsibilities.
- Participating as a mentor.
- Inviting experienced leaders to visit and share their mentoring experiences.

MENTOR ROLES AND RESPONSIBILITIES

2-99. Selection as a mentor is a compliment to one's professional abilities and competence. Table 2-9 highlights general mentor roles and responsibilities.

Table 2-9. Mentor roles and responsibilities

Role	Responsibility
<i>Provides</i>	Encouragement and motivation. Candid feedback about perceived strengths and developmental needs. Advice on dealing with obstacles. Guidance on setting goals and periodically reviews progress.
<i>Shares</i>	Experiences that contributed to personal success. Understanding the Army, its mission, and formal and informal operating processes.
<i>Encourages</i>	Appropriate training and developmental opportunities. Sense of self-awareness, self-confidence, and adaptability. Efficient and productive performance.
<i>Serves</i>	As a confidant, counselor, guide, and advisor. As an advisor for career development ideas or opportunities. As a resource for enhancing personal and professional attributes.

2-100. Mentoring is a powerful tool for personal and professional development. Mentoring generally improves individual performance, retention, morale, personal and professional development, and career progression. Mentoring offers many opportunities for mentors and mentees to improve their leadership, interpersonal, and technical skills as well as achieve personal and professional objectives.

2-101. It is not required for leaders to have the same occupational or educational background as those they coach or counsel. In comparison, mentors generally specialize in the same area as those they mentor. Consequently, mentoring relationships tend to be occupation-specific, focused primarily on developing a better-prepared leader.

2-102. Mentoring is crucial to development and retention. Once the relationship is initiated, the mentor has responsibility to—

- Share organizational insight gained through knowledge and experience. Showing mentees how to manage a certain situation is far more effective than just talking them through it.
- Expand the mentee's network. Mentors advise on a spectrum of topics, ranging from specific skills to broader career goals. Mentees gain sound guidance, access to established networks, and enhanced personal and professional perspectives.
- Help with setting development goals. Mentees often seek mentors to enable professional growth, perhaps advancement in the organization or in changing career fields.
- Provide developmental feedback. Giving feedback increases the mentee's self-awareness, particularly concerning strengths and developmental needs.

MENTORING RELATIONSHIPS

2-103. The appearance of favoritism or creating conflict with raters or senior raters should keep leaders from mentoring subordinates within their chain of command. Subordinates should avoid approaching superiors in their chain of command as mentors.

2-104. A successful mentoring relationship is based on several elements:

- Respect. Established when a mentee recognizes desirable attributes, skills, and competencies that the mentor has and when the mentor appreciates the mentee's attitude, effort, and progress.
- Trust. Mentors and mentees should work together to build trust through open communication, forecasting how decisions could affect goals, discussing progress frequently, monitoring changes, and expressing enthusiasm for the relationship.
- Realistic expectations and self-perception. A mentor may refine the mentee's self-perception by discussing social traits, intellectual abilities, talents, and roles. It is important for the mentor to provide honest feedback. A mentor should encourage the mentee to have realistic expectations of their own capabilities, present and potential position opportunities, and the mentor's offerings.
- Time. Set aside specific time to meet; do not change times unless necessary. Meet periodically to control interruptions. Frequently check in with each other via calls or e-mail.

2-105. The mentee must be an active participant in the relationship. Mentees must—

- Prepare. Define desired goals for the mentoring relationship. Complete appropriate preparations for meetings with the mentor.
- Develop. Work to improve.
- Be flexible. Listen to the mentor and consider all new options proposed.
- Take initiative. Seek the mentor's advice when needed.

MENTORING BENEFITS

2-106. Soldiers and DA Civilians who seek feedback to focus their development, coupled with dedicated, well-informed mentors, embed the concepts of life-long learning, self-development, and adaptability into the Army's culture. The benefits are threefold: for the mentor, the mentee, and the organization.

Mentor Benefits

2-107. Serving as a mentor provides many benefits, such as—

- Professional development. Becoming identified as someone who develops or mentors well-known performers attracts qualified, high-potential individuals looking for opportunities to work for the mentor. Developing others to follow a mentor's example facilitates the mentor's own personal and professional development and career progression.
- Knowledge. Mentees are a source of general organizational data, feedback, and fresh ideas. Because higher-level positions isolate some executives and managers, mentees serve as an important link in keeping communication lines open. Although mentors possess experience and wisdom, mentees often provide important feedback about views at different Army levels.
- Personal satisfaction. Mentors generally report a sense of pride in seeing mentees develop and a sense of contribution to the Army. It is an opportunity to pass on a legacy to the next generation.

- Sharpened skills. Mentors sharpen management, leadership, and interpersonal skills as they challenge and coach the mentee.
- Expanded professional contacts. Mentors expand their network by interacting with other mentors, supervisors, and various professional contacts.

Mentee Benefits

2-108. Mentees gain tremendously from a mentoring relationship. Such benefits include—

- Increasing self-awareness through candid feedback.
- Building confidence and encouragement to grow beyond usual expectations.
- Having a role model and a trusted advisor.
- Gaining better understanding of the Army and what is required to succeed and advance.
- Gaining visibility through opportunities to try advanced tasks and demonstrate expanded capabilities.
- Reporting greater career satisfaction with higher performance and productivity ratings.

Organizational Benefits

2-109. The organization and the Army as a whole benefit in the following ways—

- Increased commitment and retention. Mentoring increases the understanding of how to reach the next responsibility level—enhancing duty satisfaction and reducing reasons to leave.
- Improved performance. Mentors and mentees have an opportunity to expand their technical, interpersonal, and leadership skills through the mentorship relationship. Mentoring helps mentees identify and prepare for roles which best fit their needs and interests. This enables the Army to fill positions with the most capable, motivated personnel. Mentoring is functionally efficient, because instead of floundering on their own, mentors help mentees to develop career road maps.
- Development. Mentoring increases the effectiveness of developmental activities that occur within the unit and generally produces leaders comfortable with senior level responsibilities.
- Leadership succession. Mentoring facilitates the smooth transfer of Army Values, culture, traditions, Warrior Ethos, and other key components to the next generation of Army leaders.
- Recruitment. An Army-wide mentoring program makes the Army attractive to potential recruits because it shows the Army prioritizes its people and their development.

Mentoring Skills

2-110. It is important to possess key mentoring skills to be an effective mentor. These skills include—

- Listening actively. Focus on the mentee's main points and whole meaning. Watch body language, maintain eye contact, and understand which topics are difficult for the mentee to discuss. Showing someone you are listening is a valuable skill. It shows you value what they say, and you will not interrupt them. This requires patience and a willingness to delay judgment.
- Holding back judgments. Reduce emotional reactions (such as anger or excitement) to the mentee's comments. Do not immediately draw conclusions about whether the meaning is good or bad until you are sure you understand the comments.
- Asking the right questions. The best mentors ask questions that make the mentee think. However, this is not as easy as it sounds. Simply, think of what you want to tell the mentee and frame a question that will help the mentee come to the same conclusion on their own. To do this, ask open questions that a simple yes or no cannot answer. Alternatively, ask direct questions that offer several answer options. Then ask the mentee why they chose that answer.
- Providing feedback. Do this in a way that accurately and objectively summarizes what you have heard but interprets things in a way that adds value for the mentee. Use feedback to show you understand what the mentee's thinking approach has been. This is key to helping the mentee see a situation from another perspective.
- Resisting distractions. Control the location and minimize outside distractions as much as possible. Focus on the mentee.

The Value of a Mentor

Major General Fox Conner served in the U.S. Army for forty years but is most remembered for his legacy of mentoring a generation of promising officers, notably Dwight D. Eisenhower.

While serving under George S. Patton at Fort Meade in 1920, the two forged a close friendship and began preparing for the Command and General Staff School at Fort Leavenworth by methodically working through the previous years' tactical problems the school used. Because of his work with Patton, Eisenhower was a serious student of tactics when Patton introduced Eisenhower to Conner.

Eisenhower accompanied Conner to Panama in 1922 as his chief of staff, when Conner assumed command of the 20th Infantry Brigade. Under Conner's tutelage, Eisenhower perfected his administrative and tactical techniques by drafting formal orders for daily brigade operations and analyzing the tactical problems of fighting on Panamanian terrain. Conner directed an intensive reading program that introduced Eisenhower to Plato and Tacitus; influential thinkers such as Nietzsche and Clausewitz; and various contemporary military writers.

During Socratic dialogues about the readings, Conner and Eisenhower discussed the nature of war. One important subject often addressed was the difficulty of allied command. Conner insisted the Treaty of Versailles made another war inevitable and any future war would be waged by a coalition with the United States as a member. Because of these dialogues, Eisenhower was aware of the First World War's allied military command structure defects and pondered the question of coalition warfare as early as 1924.

Source: *Dwight David Eisenhower: The Centennial* (CMH Pub 71-40)

STUDY

2-111. Leader development processes in the organization should establish an expectation for each leader to spend personal time seeking knowledge sources and opportunities to grow and learn. If a supervisor's personal involvement and unit resources were always prerequisites for development, it would be a limited effort indeed. Organization leaders should develop distinct ways to study their chosen profession and identify ways to improve the unit.

Encourage subordinates of similar positions or grades to form a community-of-practice group to foster excellence. Provide the groups reachback capability to web-based forums. Provide each group with an opportunity to present recommendations or new methods to the leader team.

2-112. Encouraging professional development through outside study and engagement is a way to broaden knowledge, experience, communication skills, empathy, humility, confidence, and an appreciation for diversity. Leaders can gain a deeper understanding of their operational environment and improve their critical and creative thinking skills. While no limit exists to where leaders may find leadership lessons, mass and social media have generated widely accessible options for all echelons of leaders. Some options are—

- Professional reading and writing.
- Conferences, panels, and lectures.
- Podcasts.
- Online discussion forums, blogs, and social media.

PROFESSIONAL READING AND WRITING

2-113. Professional reading broadens leader knowledge, understanding, and confidence. Leaders gain a refined understanding of the material and develop critical thinking skills through pertinent discussion with

others. Discussing ideas and topics with peers, subordinates, and leaders who may offer significantly different perspectives exposes all participants to new ideas and potentially broadens their outlook.

2-114. For personal reading, topics may come from established reading lists, stem from personal interests, or follow from determining strengths and developmental needs. As part of a personal reading program, leaders may choose to maintain a reading journal to take notes and record key passages, insights, and reflections. When recording thoughts, leaders gain clarity, develop new ideas, refine existing ideas, and likely share insights with others. Journals can record related book and article titles for further investigation.

2-115. Documents often suggest related information to expand knowledge of the subject. The end of a chapter or book may list related documents. The bibliography or footnotes identify information sources the author used. To help narrow the search, note any reference that sounds interesting or relevant.

2-116. Individuals should consider writing for publication as a complementary element to a professional reading program. Writing increases self-development as well as develops others who gain from the lessons learned and stimulated thought. Consider publishing papers created through the writing program in branch journals or as blog entries. This shares ideas and gathers feedback for the author, which could be beneficial in further developing the original ideas.

CONFERENCES, PANELS, AND LECTURES

2-117. Conferences, panels, and lectures are a great tool for learning about new topics, observing panel member interactions, and seeing how lecturers communicate ideas with an audience. Attending professional conferences and lectures in person can be time and cost prohibitive for individuals and units, but the advent of social media and distributed academic lectures can provide a remote viewing option. The ability for leaders to refine their skills at research, presenting material to an audience, and fielding questions or comments can be an invaluable way to enhance leadership and communication skills.

2-118. Knowing where to find conference schedules or lecture events can help leaders identify events best suited for their learning requirements. Military professional organizations, military history museums and societies, universities and colleges, and professional journals are good sources for lectures, conference panel information, and previously presented content. Following these organizations on social media allows leaders to stay updated about events that may be valuable as learning tools. Along with providing reading recommendations, leaders can provide recommendations for lecture series and panel events that may interest and enhance a subordinate's development.

PODCASTS

2-119. Podcasts cover wide varieties of military and organizational leadership topics and can be used to supplement unit reading or viewing programs. Selecting a podcast for a specific topic equates to helping subordinates choose an appropriate book, journal article, or movie. It requires leader familiarity with the content and the lessons they want a subordinate to learn from the content. Like verifying the credentials for an article or author before including a work in a leader development program, verifying the content and credentials of a podcast host and their participants is equally as important. Multiple DOD and Army podcasts exist to support professional development programs.

ONLINE DISCUSSION FORUMS, BLOGS, AND SOCIAL MEDIA

2-120. Online professional discussion forums, leadership-oriented blogs, and social media groups oriented on military leadership provide a wealth of mentorship and development opportunities and potential pitfalls. Online activities and social media are a constant presence in the daily lives of Soldiers, DA Civilians, and Families. Understanding how various platforms work, to include who engages and how they engage, is crucial to Army leaders at all echelons. Soldiers live their lives increasingly online, which influences how they interact with their peers, leaders, and even the American people. This has real-life effects on an organization's readiness, cohesion, and environment.

2-121. Social discussion forums range from professional discussion forums to informal discussion threads on social media platforms. Using professional discussion boards and blogs for leadership questions and advice can provide new perspectives, creative solutions, and connections between peers and leaders. Informal

discussion forums open discussion to a wider, and often anonymous, audience, providing risk and opportunities for leaders and subordinates. Anonymity allows users to engage in frank discussion on challenging topics that they may feel uncomfortable discussing in person. At the same time, this can create echo chambers and subversive discussion that can harm team cohesion or chain of command. Leaders should understand the potential for positive and negative professional development and dialogue.

2-122. Blogs and video blogs (vlogs) can promote accessible and easily consumable leadership and professional development lessons for a wide audience. Professional military blogs and vlogs promote a faster way for individuals to write, publish, or broadcast on relevant military topics. Like journal articles, leaders should responsibly promote consuming well-researched material. Blogs and vlogs offer multiple topics to highlight leadership concepts and lessons, even those that are not related to the military.

2-123. Army leaders increasingly engage their subordinates, peers, and senior leaders through social media platforms. See FM 3-61 and AR 360-1 for information and guidelines about building and managing unit social media pages. Social media accounts typically fall into two main categories: organization-sponsored social media pages or personal social media pages.

2-124. For leaders developing a plan to maximize their personal social media accounts, building and maintaining a personal social media plan can be invaluable to setting personal goals and limits for engaging others. Selecting the desired platforms requires an understanding of how to maximize the potential for each platform for individual engagement and development.

2-125. For leaders using personal social media to communicate ideas to a wide audience, understanding the fine line between professional and unprofessional behavior is crucial. Using personal social media pages to feature family, viewpoints, and personal achievements and struggles provides an opportunity to highlight the realities of off-duty life. Being transparent and professional are not mutually exclusive for all Army leaders. Social media can offer a wide-reaching option to share the value of professional off-duty Soldiers and leaders. See AR 25-2 and AR 600-20 for information and regulatory guidelines to manage professional behaviors on personal social media pages.

SECTION IV—CREATING OPPORTUNITIES

2-126. Creating opportunities for development or using existing experience opportunities is a fourth way to create a development culture. An organizational culture develops based on shared values, beliefs, and learning. These cultural values, when consistent with the mission, affect an organization's performance. Leaders foster a positive culture by providing a supportive command climate that values member involvement and learning. Likewise, key leader position selections and responsibilities have implications for developing leaders far into the future. Integrating these efforts into a holistic program establishes lasting operating norms. Developing leaders to this level requires investing time and effort but leaves a legacy of trained and ready leaders for tomorrow's Army.

2-127. Leader selection and screening can be useful in development efforts. Forming leader teams where strengths in one complement developmental needs in another is a common selection goal. Developing leaders is often about preparing them for responsibilities in the next position. Creating opportunities for leader development involves—

- Creating challenging experiences.
- Sharpening leader selection.
- Planning leader succession.
- Tracking career development and management.

CHALLENGING EXPERIENCES

2-128. Experience is a developmental tool. Pressure, complexity, novelty, and uncertainty characterize challenging experiences. Leaders create learning opportunities by placing subordinates into challenging assignments to stretch their thinking and behavior. Challenge creates interesting and motivating learning situations. Leaders create these experiences or ensure opportunities provide learning experiences.

2-129. All Army assignments inherently provide some developmental challenge. Development happens even if supervisors do nothing at all. Creating the right challenges in a position for a particular leader can dramatically increase development.

2-130. Some missions or circumstances may not offer key developmental opportunities. Supervisors may need to shape position responsibilities to allow a subordinate to enhance personal leadership skills. Before adjusting a position's requirements, leaders should consider unit and mission demands.

2-131. Leaders should be deliberate in placing subordinates in special missions and organizational assignments. Experienced leaders implicitly know the defining tasks early in an assignment and should be deliberate about identifying these tasks and ensuring each leader gains experience from them. Sometimes, supervisors must assign subordinates to positions where they do not have the requisite skills or experience. Supervisors should consider modifying position requirements and providing additional support or resources.

2-132. Not all leaders develop on the same timelines. Supervising leaders should be willing to adjust how much time each subordinate stays in a developmental position within the parameters available. Supervisors should involve human resources staff early as decisions may have implications beyond the organization. When making such determinations, supervisors should weigh the effects on—

- Unit performance.
- Leader team stability.
- Leadership needs of adjacent units, higher units, and the Army.
- The leader's well-being and personal growth.

In determining what subordinates need to learn, ask them about the top three skills they need to improve unit performance. Doing so motivates them and increases their awareness about the leader skills they need to learn.

LEADER SELECTION

2-133. Supervising leaders should foster an attitude that leadership positions are not necessarily automatic appointments. It is neither a privilege, nor an entitlement, to serve in a leadership position. A leadership position is an Army requirement to fill a public need to provide for the Nation's common defense. Therefore, leader selection fills the Army's requirement with individuals that will best discharge those duties. Selections for key leader positions require thorough consideration. Each step in a deliberate screening and selection process should narrow the field of acceptable candidates:

- Forecast potential position openings.
- Identify key leader characteristics.
- Build a candidate pool by working with higher, adjacent, and subordinate units, as applicable.
- Use selection tools to screen out applicants such as—
 - Conducting a career file review to identify prerequisite experiences and training—review files and rate candidates against career indicators.
 - Reviewing disciplinary or derogatory information in personnel or intelligence staff files.
 - Obtaining references or recommendations on the leader from trusted sources.
 - Conducting structured interviews with candidates for the position—structure the interviews to assess values, attributes, and responses to various situations.
- Organizations may develop minimum prerequisite knowledge or skills requirements for specific positions. Final candidates may demonstrate capabilities by conducting a task that proves their qualifications for the position (such as leading a patrol or leading a convoy).
- Select and appoint approved candidates.

2-134. If creating a qualified candidate pool is not possible, supervising leaders should consider modifying the position or providing additional support or resources to available candidates.

2-135. Consider the leader team when selecting leaders. For example, pair a technically strong warrant officer with a tactically strong officer. Pair a strong operations officer with an intelligence officer willing to

challenge the operational plan by forcefully presenting the enemy viewpoint. Pair a highly experienced noncommissioned officer (NCO) with a less experienced lieutenant.

LEADER SUCCESSION

2-136. Succession planning is a developmental activity for individual leaders that focuses on deliberate planning to provide opportunities for experience in key developmental assignments and to prepare for future assignments beyond the unit. Unit leaders may not have total input into succession planning but with forethought can have plans to rotate leaders within the unit. Succession planning is a local system of talent management. Senior leaders plan systematic subordinate rotation within the organization so that trained and qualified leaders are ready to assume vacancies, proven leaders move on to positions of greater responsibility, and marginal leaders receive opportunities to improve. Succession planning serves individual leaders by looking beyond the organization's replacement interests. It helps develop leaders with the potential to succeed in future positions beyond their current unit and returns a benefit to the Army by optimizing development opportunities and duration across the unit's leaders.

2-137. Understanding the projected career paths and timing for leader branches and specialties is an important factor in succession planning. Moving leaders into and out of positions should depend upon—

- Unit performance. Keeping leaders in positions long enough so that their stability promotes high unit performance.
- Army need. Providing experienced leaders back to the Army to fulfill its requirements.
- Individual developmental goals and readiness. Determining when the leader has achieved development goals and is ready to take on new responsibilities and challenges.

2-138. Supervising leaders should work with human resources staff to predict accurate leader gains and losses to the unit. Be sure to—

- Account for leader needs for career and position-specific training before position assumption.
- Assess leaders during their initial assignments to drive subsequent position assignments.
- Use leader vacancies due to schooling, special assignment, or leave as development opportunities; assign less experienced leaders temporarily to the vacancies.

Identify the key leader positions that trigger succession planning and management. Chart the timing and sequencing of leaders into and out of unit leader positions. Account for prerequisite schooling and plan primary and alternate candidates for each position.

Grant and McPherson

During the American Civil War, Ulysses S. Grant rose to become the Union Army's Commander in Chief. Along the way, he developed select officers to succeed him. Those supported for further advancement showed three attributes: personal loyalty, a willingness to do any duty necessary to prosecute the war, and a desire to prove oneself in battle. One of Grant's inner circle gained his full trust and confidence: James B. McPherson.

McPherson was a Regular Army officer who graduated from West Point in 1853 and commissioned as an Engineer. Eager to find a combat assignment, he joined Grant's staff in January 1862 after promotion to lieutenant colonel. McPherson served admirably as Grant's chief engineer during the Fort Donelson campaign and at Shiloh. A rising star, Grant promoted McPherson to major general in 1862 and appointed him to command an infantry corps. His successes during the Vicksburg campaign cemented his reputation. When Grant was promoted and sent east, he wisely designated McPherson as commander of the Army of the Tennessee.

Grant knew the old army adage that "best friends may not always make the best generals." McPherson had indeed become Grant's friend over the years. However, McPherson's ability to see Grant's goals and work tirelessly to meet them won his commander's full confidence and support. McPherson did not disappoint. While other generals sought to seize ground and take cities, he endeavored to engage and destroy enemy armies. McPherson's army was successful in driving the Confederates back through northwest Georgia as part of Sherman's Atlanta campaign. Leading from the front, McPherson died in action on 22 July 1864. Grant memorialized McPherson as one of the "ablest, purest, and best generals." Sherman called him "a man who was...qualified to heal national strife." Even John Bell Hood, an adversary, marked his passing with friendship and admiration. Yet while he lived, McPherson proved a sterling example of how to establish a succession of command.

CAREER DEVELOPMENT AND MANAGEMENT

2-139. Individuals should understand and actively manage their own career paths while supervisors should consider the career paths and influence their subordinates to gain breadth in development. AR 600-100 directs supervisors to provide opportunities for a subordinate's individual development. Commanders and other senior leaders should encourage their developing subordinates to take challenging assignments. Reserve Component leaders should be aware of subordinates' civilian development plan as this may affect their ability to take on new and challenging assignments. The ability to see and select the best opportunities for themselves requires leaders to be equally proactive in advocating for subordinates who request selection for assignments and references. This requires leaders to help subordinates account for all their career development factors, including post-military considerations.

BALANCING ARMY NEEDS WITH PERSONAL CHOICES

2-140. Finding the proper balance between professional work and personal life while planning career development challenges professionals at all career stages. The Army has experienced significant change with integrating women into traditional ground combat branches and efforts toward inclusion and diversity. This fosters discussion and understanding about family impacts on a Soldier's career choices and Army impacts on families. Leaders draw on career experiences to help subordinates see how choices affect professional careers and personal lives. Acknowledging the interrelated nature of a professional Soldier's personal life is a key facet of fostering trust between leaders and subordinates across the force. Most career planning models have common steps—

- Perform a self-assessment to determine strengths and developmental needs (based on abilities, characteristics, needs, responsibilities, or interest or goals).
- Weigh the possibilities to choose goals and milestones for self-development efforts.

- Generate additional possibilities, goals, and milestones to align self-development goals to determine opportunities or friction points.
- Create an IDP that uses effective learning methods.
- Implement the plans, overcome obstacles, and measure progress.

Ask organizational leaders to describe their most valuable leader development experience. Give them time to think about it before they respond. Have them briefly write about the experience or tell their peer group. Use their experiences to help prioritize implementation.

Providing a first, second, third, and fourth priority reflects the understanding that leaders may not be able to implement every idea or method. Some development methods provide a leader with a higher return in performance for less resource investment.

PROFESSIONAL DEVELOPMENT PROGRAMS

2-141. Unit leaders are responsible for creating overall professional development programs, comprised of specific sessions focused on unit needs. Leader professional development programs are deliberate and represent a cohesive approach to increasing the skills and readiness of the organization's leaders. Leader development programs are an effective vehicle when consistently applied. Successful programs include common elements such as—

- Mission-essential leader task training when a common need exists across the organization.
- Required orientation or education sessions (such as equal opportunity and safety).
- Cohesion-building activities to foster esprit de corps (such as dining-ins, sports, or adventure training).
- Opportunities for the commander, command sergeant major, or first sergeant to emphasize key guidance to all leaders.
- Education sessions on leader career path topics (assignments, schooling, or promotions).
- Education sessions on the mission command principles, culture, and geopolitical issues.

2-142. Professional development sessions, conducted to facilitate discussion and collaboration, are extremely valuable in gaining a greater understanding and applying specific information or skills in a unit. The information sources and means of conducting these sessions are endless and allow for creativity. Instructors should not rely solely on dry briefings. Scenarios and materials should be tailored to the grades and ranks present. These sessions are great team building opportunities to bring together groups of different ranks and responsibilities.

2-143. All these applications fulfill organizational leaders' training and developmental needs. To implement leader development programs effectively, leaders should follow these guidelines (see Chapter 5 for additional information and examples)—

- Link training and professional development.
- Clearly communicate purpose and relevance.
- Gather all leaders together only when doing so is the most effective learning method.
- Consider prior listed applications as integral to leader development programs. Leaders can find materials to support professional development from various sites, such as CAPL.

To provide leaders with an in-depth perspective on a mission-essential task for the organization (such as security patrols or convoy operations), supervisory leaders should lead the task in professional development sessions while subordinate leaders perform the Soldier roles. By practicing task execution to standard, the organization's leaders will be more effective at supervising future execution.

Example Session: Developing Mission Command

Units that understand mission command principles effectively seize opportunities and make decisions consistent with commander's intent. Consider the following steps to ensure mission command principles are a key part of the training strategy.

Step 1: Educate the unit on mission command principles. Members of all ranks need to understand the principles and the need for each. Ask the following questions:

- Do leaders integrate mission command principles into training opportunities? If so, how?
- Do leaders specifically identify mission command principles when leading subordinates?
- Do leaders make subordinates aware that mission command principles exist within their current roles and responsibilities?

Step 2: Ask the unit about the roles subordinates play in mission command. Have them describe, in their own words, the concepts of delegated authority and making decisions with commander's intent. Ask the following questions:

- What methods do leaders typically use to delegate authority?
- What subordinate actions demonstrate good judgment while exercising initiative? Which do not?
- What opportunities do leaders give subordinates to demonstrate achieving the commander's intent?
- To what extent do subordinate responses indicate a clear understanding of the mission command principles?

Step 3: Review your leader development program and modify as needed to ensure mission command principles are regularly addressed. Consider how training activities support subordinates in making good decisions when exercising initiative. While completing the review, consider these questions:

- What does counseling look like in your unit and how can it be improved? Is it helpful or is it just process?
- Does subordinate behavior suggest that commanders trust and support subordinates' decisions?
- Do training events allow subordinates to improve upon their decision-making abilities, in both predictable and unpredictable situations?

OPPORTUNITIES DURING TRAINING EVENTS

2-144. Training is an organized, structured, continuous, and progressive process based on sound learning principles designed to increase the capability of individuals, units, and organizations to perform specified tasks or skills. The training objective is to increase competent leaders' ability to perform in multiple training and operational situations. Individual task training builds individual competence and confidence to perform these tasks to support collective training and operations.

2-145. Leaders contribute substantially to the unit's mission success or lack of success. Therefore, the Army devotes considerable resources to foster leader development during exercises. Providing leadership feedback is a challenging, yet essential, part of training exercises. Leaders have a specific task to observe subordinates during planning and while executing missions. Understanding how to treat leadership as a skillset to develop and improve is an essential contributor to mission accomplishment.

2-146. Where possible, leaders ought to use guided discovery learning. This places the observed leader in charge of their learning, with the chain of command in a supporting role. Using guided discovery learning during training exercises prepares the leader to be a self-guided learner in any setting. See Section II in chapter 2 for leader performance descriptions at different proficiency levels to support observation and feedback efforts.

Missed Opportunities

CPT Williams' company was tasked to run the battalion M2 range. Knowing the company's high operating tempo while preparing to deploy for an NTC rotation, she assigned the duty to her top performer, LT Taylor. She got several updates from LT Taylor regarding planning and resources for the range; she led battalion range operations before and understands LTC Cano's expectations. CPT Williams is therefore surprised when LTC Cano stops by.

LTC Cano: "CPT Williams, I understand everyone is busy, but I feel you may have missed an opportunity to offer LT Taylor some much needed guidance concerning the M2 range. While he had a very solid plan, there was some key information missing in his brief to me that I feel you would have caught. Did he provide a backbrief to you on his plan of action before presenting it to me and MAJ Blank?"

CPT Williams: "I did not require him to backbrief me, sir. I instructed LT Taylor to run the plan and his resource requirements by 1SG Diaz while I was focused on other tasks. I did not take the time to bring him in for a rehearsal brief. Guess I hung LT Williams out to dry."

LTC Cano: "The mistakes were minor, and the plan was sound, however it is our duty to prioritize development of our leaders, to show them, for example, how much rigor should go into planning, and how overlooked details can result in serious consequences."

CPT Williams: "Yes, sir. In this case, the fact that LT Taylor has participated in but never run an M2 range before, I should have prioritized supervision of the 8-step training model."

CIVILIAN TRAINING AND DEVELOPMENT PROGRAMS

2-147. The Civilian Education System is a structured program with central funding for all DA Civilians and serves as the foundation for civilian leader development. DA Civilians have developmental opportunities based on their duty series, grouped into career programs. Each career program provides career-planning tools to enable core competency development. The Army Career Development Program provides a planned course of professional development by combining formal training and education with progressively challenging work experiences. See AR 690-950 for more information.

Chapter 3

Self-development

3-1. The gravity of the Army mission and the world's dynamic nature make continual learning and self-development crucial to personal success and national security. Rapid changes in geopolitical affairs, technology, and general knowledge require individuals to stay current. Army and civilian schools provide basic knowledge and techniques individuals need to review and update after they leave school. To thrive professionally and personally, individuals must engage in life-long learning and self-development.

3-2. Self-development bridges gaps between the operational and institutional domains and sets conditions for continual learning and growth. Soldiers and DA Civilians engage in self-development to improve their capabilities for current and future positions. Self-knowledge is an important part of a leader's development. The Army provides tools to facilitate leaders' understanding of strengths and developmental needs throughout a military career (see Websites within References). Institutional and operational training assignments cannot meet all learning needs. Self-development is essential to attain and sustain the competencies needed to perform successfully. Self-development activities reinforce and expand the depth and breadth of what leaders learn in classrooms and on duty. Self-development activities enable achieving personal and professional development goals.

3-3. Self-development obtains the best results when it is planned, competency-based, and goal-oriented. However, an important aspect of self-development is distinct from the other training domains: you are responsible for directing personal self-development activities—not your supervisor or the Army.

3-4. Although engaging in self-development is a personal responsibility, leaders are responsible for creating an environment in which self-development is a priority. Leaders need to be actively involved in developing themselves and each other. Self-development begins with feedback. Development happens through study and practice. Leaders can support others' self-development through the exchange of professional development information, discoveries, and opinions. As owners of their career and self-development, leaders are ultimately responsible for managing it. For example, you are the only one who can:

- Assess your current career status, knowledge and skills, personal interests, and accomplishments.
- Do you have the technical and tactical expertise you need?
- Do you have the leadership skills you need?
- Honestly determine your willingness to invest the time, effort, and mobility needed to advance.
- Seek information about duty options, development paths, and training opportunities.
- Set your career goals, develop a plan, establish a timetable, and monitor your progress.

3-5. Self-development supports planned, goal-oriented learning to reinforce and expand the depth and breadth of what a person knows to include themselves and situations they experience and how they perform their duties. The Army acknowledges three self-development types:

- Structured self-development includes mandatory learning modules required to meet specific learning objectives and requirements.
- Guided self-development is optional recommended learning to enhance professional competence.
- Personal self-development is self-initiated learning to meet personal objectives such as pursuing a college education or an advanced degree.

3-6. The self-development process has four major phases—

- Strengths and developmental needs determination.
- Goal setting.
- Self-enhanced learning.
- Learning in action.

STRENGTHS AND DEVELOPMENTAL NEEDS DETERMINATION

3-7. The first step in determining strengths and developmental needs is to think about what you do and how well you do it. At a minimum, this information comes from self-examination. Examining personal strengths and developmental needs is a skill improved over time. Feedback can come from formal or informal assessments and from other leaders, peers, or subordinates. Outside opinions and information on strengths and developmental needs are useful, however, admitting and accepting discovered developmental needs requires a leader to be open to accepting feedback and self-aware, which streamlines the self-development process. Keep this in mind during a self-examination.

3-8. Understanding current strengths and developmental needs is necessary before setting self-development goals. This requires leaders to be self-aware about their leadership behaviors. These methods help identify strengths and developmental needs:

- Formal assessments.
- Feedback gathering.
- Situation and self-analysis.
- Strengths and developmental needs identification.

FORMAL ASSESSMENTS

3-9. Formal assessments, such as evaluations and tests, are a good place to start gaining insight into strengths and developmental needs, since they measure individual performance and compare it to a standard. Individuals use the information and results from relevant assessments to develop their full potential by understanding personal strengths and developmental needs. Formal assessments also allow the Army to understand the effectiveness of its leader development programs and improve processes through refinement.

3-10. Assessments can take many forms and provide insight on a diverse range of factors, including academic grades from Army courses, practical exercise results, self-reflection on duty performance, developmental counseling, official performance appraisals, multisource assessments, tests, or dispositional inventories. Some of the more common assessments used by the Army are—

- Multisource assessments allow subordinates, peers, and superiors to anonymously assess the leader using a standard set of items.
- Army developmental assessments, such as the Leader 180, Leader 360, or Commander 360, provide 360-degree assessments of leaders measuring the Army leadership competencies. The Army uses the Unit 360 to compile individual-level multisource assessments to give unit leaders a holistic understanding of their unit's leadership capabilities.
- Army administrative or talent management assessments, such as the Army Commander Evaluation Tool, Army Leader Assessment Tool, or the Enlisted Leader Assessment Tool.
- Intelligence and aptitude tests, such as the Armed Services Vocational Aptitude Battery or Defense Language Aptitude Battery.
- Personality or dispositional inventories, such as the Social Skills Inventory, Social Awareness and Influence Assessment, Self-Awareness Individual Differences Inventory, or Individual Adaptability Measure.
- Interviews.
- Simulations or exercises assessed by trained observers or behavioral scientists.
- Performance evaluations.
- Counseling sessions (formal and informal).
- Skills tests (such as the Expert Field Medical Badge, Expert Soldier Badge, or Expert Infantryman Badge tests).
- Tests administered in resident and non-resident schools.
- Standardized assessments proctored during resident schools.
- Field performance evaluations such as those at the combat training centers.
- Occupational interest inventories.

3-11. Individuals differ in their abilities and assessing their knowledge, skills, attitudes, traits, or potential can be useful for development and talent management. Depending on the purpose, assessments have different conditions for administration, use, validation requirements, and access to results (see AR 600-100). Developmental leader assessments provide individual feedback to enhance performance for current positions or to develop personnel to assume future positions of greater authority and responsibility. Results from developmental assessments are confidential and owned by the individual leader. Talent management assessments support decisions about selection, promotion, placement, or assignment. When used appropriately, valid assessments can increase the accuracy of personnel decisions. The Army owns the results of these assessments, and the individual may or may not have access to the results. Assessments used for talent management purposes must satisfy higher legal and professional standards with respect to validity (construct, content, and criterion), fairness, and reliability than developmental assessments.

3-12. Assessments are not a solution, but rather the first step in the long process of development. Assessments provide individuals and units insight to help drive growth, better leverage strengths, and address gaps or weaknesses. Assessments are useless without developmental action.

3-13. Reviewing formal assessments without experience can be problematic. Understanding how to combine multiple formal perspectives on performance to get a complete picture may challenge junior leaders. Reading and interpreting evaluations and testing results is a learned skill. Performance evaluations provide a narrow view of a person's overall leadership performance and potential, focusing on specific events pertinent to the rating period. The language can also be misleading, avoiding subtle developmental needs in favor of condensed feedback for an external audience (such as promotion, selection, and retention boards). Performance evaluations, aptitude tests, and counseling sessions can provide skewed inputs if not taken in context of a larger set of feedback results. Piecing together a performance pattern requires aligning evaluations and tests from multiple sources, accounting for situational context to see patterns, and making assumptions about strengths and developmental needs. Accepting and acting on feedback from assessments also requires a growth mindset to continually develop and reinforces the Army's readiness.

FEEDBACK GATHERING

3-14. Hearing what peers, subordinates, superiors, mentors, family, and friends think can help identify unnoticed or reluctantly acknowledged strengths and developmental needs. Leaders get feedback by observing how they interact with others or asking directly. Supervisors have an explicit role in subordinate development. Subordinates should consult supervisors for guidance about development goals or any other self-development aspect.

Observe Others

Observing how others act toward you and the decisions they make affecting you give an idea of what they think about your skills and expertise. Observing the same person on different occasions helps you see trends that may signal a firmly held opinion. One observation is not reliable, as that behavior may have been a result of other issues. Consider the circumstances. What outside factors influenced their decisions and actions? For example, if your supervisor selected someone else to perform an important task, was it because you were too busy or unavailable?

3-15. After considering these questions, analyze the answers to determine the opinions that each person considered may have of your strengths and developmental needs:

- Supervisors, raters, and superiors.
- Who gets the most challenging assignments?
- Whom does the supervisor rely upon during emergencies or tough problems?
- Whom does the supervisor praise the most?
- What tasks does your supervisor assign to you versus others?
- How does your supervisor react to your suggestions compared to others' suggestions?

- Does your supervisor listen to your opinions on certain subjects much more or much less than others' opinions? If so, what are those subjects?
- Peers and subordinates.
- Do peers and subordinates come to you for help or advice? On what topics?
- Do they understand you or seem confused or overwhelmed by what you say?
- Do they repeatedly ask for help or are they one-time interactions?
- Does their interest and enthusiasm increase or diminish when they interact with you?
- What does their body language communicate? Is it relaxed, apprehensive, or reserved?

Asking for Feedback

3-16. One learns a lot about others' perceptions through observation, but conclusions are only educated guesses unless you ask others directly. To gain perspective, talk to others who know you in different ways, such as rater, enlisted or officer counterpart, mentor, instructor, or family member. The goal is to find out—

- What they saw and their impressions of your action(s).
- That person's impression of how well you performed during the interaction(s).
- How you react in certain situations. For example, "When a subordinate challenges your authority in front of others, you seem to get flustered and be at a loss for words."

Who to Ask

3-17. These are items to consider when determining who to ask for feedback—

- Who has been able to observe you enough to offer useful information?
- Who has observed you from different perspectives?
- Who has experience in an interest area (former or current supervisor, mentor, or teacher)?

Things to Remember When Asking for Feedback

3-18. When asking for feedback, keep the following in mind—

- Respect others' time—prepare questions in advance.
- Approach with an open mind to accept uncomfortable or critical feedback without offense.
- Listen carefully and respectfully.
- Ask for clarification and examples when points are unclear.
- Summarize the points to ensure you understand them correctly. Request permission to read points back to the feedback providers for confirmation.
- Thank the feedback providers for their time and assistance.

3-19. These ideas may help you focus on what to ask:

- Get descriptions and opinions of your behaviors.
- For feedback about a recurring issue, ask about the situation, your actions, and the usual outcomes.
- Ask for suggestions for other ways to handle situations.

3-20. Look for common themes by comparing the received feedback to identify strengths and developmental needs. Army leaders must avoid the natural inclination to reject or minimize responses that do not confirm self-perceptions or attribute them to a situation instead.

SITUATION AND SELF-ANALYSIS

3-21. After gathering information from assessments, observations, and feedback, reflect on personal behavior and performance. Examining personal situations and experiences can reveal areas to change or improve. The situation analysis exercise helps analyze experiences to identify personal strengths and developmental needs. Determining what feedback is crucial to self-development can be challenging for junior leaders who may receive more feedback than they can realistically process for analysis and development. A trusted mentor or leader can assist learning how to assess and develop.

Situation Analysis for Self-development

Use these questions to reflect and analyze experiences for insight into personal strengths and developmental needs.

- What was the situation? What happened? Who was there?
- What were you trying to accomplish?
- What needed resources or skills did you have or not have?
- What did you say or think? Were you able to express your point?
- What made you feel good (confident, excited) or bad (confused, worried)?
- What did you do? How did you act (including body language)? Why did you make those choices? Did you help or hurt the situation?
- How did others react? Did you adjust your actions based on others' reactions?
- Why did you act that way? What knowledge and skills led you to act that way?
- What could have helped you handle the situation better? Could you have used your strengths for a better outcome?
- Do you need to prioritize any developmental needs?

3-22. After recording the information, look for key factors that influenced the situation and overall outcome. If the same factor occurs in multiple situations, it may suggest a significant strength or developmental need to develop. By knowing how personal actions, and the associated thoughts and feelings, affected the situation, leaders can become more self-aware and choose the most productive actions. Additionally, a self-analysis may suggest broader interests to pursue or issues to avoid.

Complete a Self-Analysis

Consider these prompts while being as specific as possible to identify unique personal strengths and developmental needs.

Strengths

The skill or ability at which I am best is—

The personal quality that I rely on most for my success is—

I am most knowledgeable about—

The activities I look forward to include—

I would love to learn more about—

I am most proud of this accomplishment—

Developmental needs

The skill or ability that is always difficult for me is—

The knowledge or skill I require to be a better leader is—

I do not know as much as I should about—

I usually go to others for help on—

The situation that causes me the most frustration is—

I am most hesitant when I try to—

I am most concerned about my—

Competencies required for my current or future role are—

STRENGTHS AND DEVELOPMENTAL NEEDS IDENTIFICATION

3-23. The final step is to analyze the information gathered from formal assessments, information gathered from observing others, asking others, and situation and self-analysis results to determine strengths and developmental needs.

3-24. Weight feedback based on its frequency, look for recurring feedback themes or patterns heard from more than one person. Look at what others identified as strengths and developmental needs and compare that to personal knowledge (from the self-exam) and formal assessment results.

3-25. Usually, repeated success or expertise in a particular activity indicates a strength. These abilities may come easily even though others find them difficult:

- What are favorite things to do or learn about?
- What do others turn to you for help with?
- What do recent assignments show as strengths?

3-26. Developmental needs are often tasks that are a struggle to learn or difficult to perform:

- What was hard or not fun to do?
- What knowledge, skills, and behaviors are required from a position description?
- Did formal assessments indicate any deficiencies?

3-27. Identify where these descriptions apply and develop strengths and developmental needs lists. These lists enable setting clear goals for self-development efforts and can be documented on an IDP.

GOAL SETTING

3-28. To maximize self-development efforts and avoid wasting time and energy, it is crucial to set self-development goals—identify personal and professional capabilities to improve and decide what to do. Creating an IDP documents and allows tracking of these goals. This section outlines procedures to—

- Create and maintain an IDP.
- Identify self-development opportunities.
- Plan milestones to keep on track.

INDIVIDUAL DEVELOPMENT PLANS

3-29. IDPs span across the institutional, operational, and self-development leader development domains and apply throughout a career. They provide a framework to identify and document a person's holistic strengths and developmental needs to guide self-development. In addition to strengths and needs, leaders are encouraged to consider their physical fitness goals; their cognitive abilities to include critical thinking skills, communication skills, and technical and tactical knowledge; and their leadership skills with a focus on their self-awareness and ability to employ the competencies.

3-30. Once a leader has gathered feedback, completed a self-analysis, and identified personal strengths and developmental weaknesses, they are ready to document goals and a plan to address those goals using an IDP. IDPs take leaders from where they are to where they want to be by incorporating short- and long-term goals along with action plans to address those goals. All individuals are responsible for developing and maintaining their IDP as goals will change over time.

3-31. Figures 3-1 through 3-4 (see pages 3-7 through 3-10) provide completed example IDPs. These IDPs for military and civilian members address short- and long-term goals, strengths, needs, and career planning.

INDIVIDUAL DEVELOPMENT PLAN (IDP)		
For use of this form, see FM 6-22; the proponent agency is TRADOC.		
AUTHORITY: 10 USC 3013, Secretary of the Army; AR 350-1, Army Training and Leader Development; AR 600-100, Army Profession and Leadership Policy; and AR 690-950, Career Program Management. PRINCIPAL PURPOSE: A leader development tool for Army military and civilian individuals to record their individual development plans. Allows civilian and military supervisors and mentors to monitor the individual's goals and provide developmental recommendations, notifications, and career advice. ROUTINE USES: There are no specific routine uses anticipated for this form. DISCLOSURE: Disclosure is voluntary.		
1. Leader's Name SSG Jaxson McSample 13B	2. Date 2022-12-07	
3. Short-Term Goals (Personal/Professional, 0-1 year) In one month, enroll in new Functional Fitness and Boxing programs at gym. In six months, improve ACFT score from 475 to 540 or better. At next available opportunity, earn Expert Soldier Badge and be inducted into the Sergeant Audie Murphy/Sergeant Morales Clubs.		
4. Long-Term Goals (Personal/Professional, 1-4 years) In three to four years, be assigned as platoon/battery-level Fire Control NCO (Chief), Battalion-level Section Fire Control NCO, and Battery Operations Sergeant. In one year, purchase first house. In two years, complete associate's degree.		
5. Self-Assessment: Physical Fitness: ACFT score 540 or above, without event substitution and meet AR 600-9 requirements. Self-Assessed Strengths: Developing Others - I take time and interest in helping subordinates reach their goals.	6. Cognitive: Critical Thinking: Obtain better focus to maintain concentration even when assessing complex information in stressful situations. Work on systems thinking and ability to recognize second and third order effects. Communications (Reading, Writing, Verbal): Increase my reading comprehension speed to prepare for my associate's degree courses. Demonstrate proficiency in verbal and written communication. Technical & Tactical Knowledge (Warfighting): Become Expert Marksman. Pass Artillery Table qualifications.	7. Leadership: Competencies: Results from my LDR180 indicate I am below my peers in Leader Behaviors, Extends Influence, and Communicates. I am above my peers in Develop Others and Empathy.
Self-Assessed Developmental Needs: I'm a bit of an introvert and need to work on public speaking and conducting briefings. Maybe join Toastmasters or a similar group. Also explore community college speech classes.		Self-Awareness: Need work on "Solving problems creatively" and "Dealing with uncertain and unpredictable work situations"
8. Immediate Actions (Next 90 Days): Top 10% of this course. In 60 days, prepare and compete in the next NCO of the Month board. In 90 days, enroll in 6 or more college semester hours toward my degree.		

Figure 3-1. Example DA Form 7906 (front), Individual Development Plan—military member


INDIVIDUAL DEVELOPMENT PLAN (IDP)	
9. Career Timeline/Planning	
<p>Career Goals (Branch/Functional Area or Position/Career Assignments): Battery 1SG, Battalion/BDE CSM</p> <p>Broadening Assignments (Desired): In order of preference: Fires O/C/T (Observer/Controller/Trainer), CTC O/C (Observer/Controller), Drill Sergeant, Instructor, Recruiter</p> <p>Educational Goals (Include certifications/licenses): Obtain associate's degree by 12 years in time service.</p>	<p>Next PME/CES Considerations (Timeline, Options): Senior Leader Course (SLC)</p> <p>Family Considerations: Same location assignment with Air Force service member spouse. Reduce geographic bachel or assignments for more stable family life.</p>
<p>Promotion/Selection Board Info (HRC or CPAC): First board in 8 months. Would like to serve 24 months as E6 in E7 position and receive 13B40 credit.</p> <p>Key and Developmental Assignments (DA PAM 600-3, DA PAM 600-4, DA PAM 600-25, AR 600-950): Howitzer Section Chief, Gunnery Sergeant</p> <p>Provide timeline for career progression:</p>	
<p>10. Additional Comments: Would like to serve at least 20 years of Active Federal Service.</p>	
<p>Years in Service</p> <p>0 5 10 15 20</p>	

Figure 3-2. Example DA Form 7906 (back), Individual Development Plan—military member

INDIVIDUAL DEVELOPMENT PLAN (IDP)		
For use of this form, see FM 6-22; the proponent agency is TRADOC.		
AUTHORITY: 10 USC 3013, Secretary of the Army; AR 350-1, Army Training and Leader Development; AR 600-100, Army Profession and Leadership Policy, and AR 690-950, Career Program Management. DATA REQUIRED BY THE PRIVACY ACT OF 1974 PRINCIPAL PURPOSE: A leader development tool for Army military and civilian individuals to record their individual development plans. Allows civilian and military supervisors and mentors to monitor the individual's goals and provide developmental recommendations, notifications, and career advice. ROUTINE USES: There are no specific routine uses anticipated for this form. DISCLOSURE: Disclosure is voluntary.		
1. Leader's Name India M. Sampler GS-12-1712	2. Date 2022-12-07	
3. Short-Term Goals (Personal/Professional, 0-1 year) Start working on a master's degree in Adult Education (evenings). Serve in a Training Specialist position that primarily involves development or evaluation of training materials.		
4. Long-Term Goals (Personal/Professional, 1-4 years) Become a Supervisory Training Instructor and then Supervisory Training Specialist.		
5. Self-Assessment: Physical Fitness: Request enrollment in Army Civilian Fitness and Health Promotion Program. Conduct three 1-hr sessions per week. Self-Assessed Strengths: Clear understanding of the ADDIE process. Ability to conduct platform instruction. Self-Assessed Developmental Needs: Need better understanding of research methods. Work on assisting students to create learning contracts.	6. Cognitive: Critical Thinking: Better recognize unstated assumptions and values. Communications (Reading, Writing, Verbal): Increase proficiency in writing skills to prepare for master's-level writing assignments. Technical & Tactical Knowledge (Warfighting): Learn skills such as mind mapping for classroom instruction.	7. Leadership: Competencies: Results from my LDR180 indicate I am below my peers in Leader Behaviors, Extends Influence, and Communicates. I am above my peers in Prepares Self and Leads by Example. Self-Awareness: I prefer working alone and am independent minded. I need to seek input from others and incorporate input from others.
8. Immediate Actions (Next 90 Days): Take GRE prep course to qualify for master's level entry into graduate school.		

Figure 3-3. Example DA Form 7906 (front), Individual Development Plan—civilian member

INDIVIDUAL DEVELOPMENT PLAN (IDP)	
9. Career Timeline/Planning:	
<p>Career Goals (Branch/Functional Area or Position/Career Assignments):</p> <p>Immediate goal is to be a supervisor. See Timeline.</p> <p>Broadening Assignments (Desired):</p> <p>Attend CGSOC and Army War College. Serve in intern program to broaden skills.</p> <p>Educational Goals (Include certifications/licenses):</p> <p>Obtain master's degree in Adult Education.</p>	<p>Next PME/CES Considerations (Timeline, Options):</p> <p>Attend Advanced Course at Army Management Staff College, Fort Leavenworth. Attend DoD Executive Leadership Development Program. Complete Supervisor's Development Course.</p> <p>Family Considerations:</p> <p>Seek job opportunities in the region that keep me near family members.</p>
<p>Promotion/Selection Board Info (HRC or CPAC):</p> <p>Promotions based on selection to next higher-graded positions.</p> <p>Key and Developmental Assignments (DA PAM 600-3, DA PAM 600-4, DA PAM 600-25, AR 600-960):</p> <p>GS-12: Training Instructor GS-13: Training Specialist, Training Program Manager, Professor GS-14: Supervisory Training Specialist - Division Chief or Deputy Director, Training Administrator - Director of Training</p> <p>Provide timeline for career progression:</p>	
<p>10. Additional Comments:</p> <p>Would like to serve at least 25 years of Federal Civil Service and retire in the local area. I am not seeking to move my household. That may change after my children complete school and move away.</p>	



Years in Service 0 5 10 15 20

DA FORM 7906, NOV 2022

AFD ABM v1.00ES Page 2 of 3

Figure 3-4. Example DA Form 7906 (back), Individual Development Plan—civilian member

SELF-DEVELOPMENT OPPORTUNITY IDENTIFICATION

3-32. Understanding strengths and developmental needs determines where to focus self-development efforts. In addition to leadership assessments feedback, roles and responsibilities (personal and work-related), and Army needs can provide self-development opportunities.

Roles and Responsibilities

3-33. Work and nonwork roles have different responsibilities, skill and knowledge requirements, and expectations. Reserve Component leaders have a unique opportunity to improve both civilian and military skills by linking self-development goals to skills shared by both professions.

3-34. Chosen roles usually reflect personal interests and values, but even assigned roles affect the value of different self-development paths. When roles and responsibilities align with talents and interests, leaders are likely to succeed and be satisfied.

Analyze Roles and Responsibilities

List three to four important work and nonwork roles. Next to each role, list the two most important responsibilities in that role.

Identify knowledge, skills, or behaviors that enable better performance of these roles and responsibilities.

Army Needs

3-35. Another way to identify satisfying goals for self-development efforts is to align personal interests with Army needs. Soldiers and Army units must be ready to deploy and accomplish diverse missions. Some requirements may be unforeseen and untrained, requiring Soldiers to use their knowledge, skills, and creativity to accomplish missions. As members develop expertise, the unit and the Army become stronger. The expertise range and depth provide unit resiliency and an increased ability to adapt to specific challenges.

General Stilwell's Commitment to Self-Development

Early in his career, General Joseph Stilwell found he had a gift for languages and sought opportunities to develop this ability. Before World War I, he traveled extensively on leave through Latin America and Asia, perfecting his Spanish and learning Japanese and Chinese. His unique proficiency earned him an assignment as the U.S. Army's first language officer in China in 1919. In 1921, he volunteered to oversee an International Red Cross rural road-building project to interact directly with Chinese officials and laborers to hone his language skills. After a year, Stilwell was conversant in a notoriously difficult language and familiar with a culture alien to most Westerners. Stilwell spent most of the next 20 years becoming one of the U.S. Government's most trusted China experts. In 1926, he commanded a U.S. Army battalion near Beijing; in 1935, he became the American military attaché in China. After the attack on Pearl Harbor, U.S. Army Chief of Staff Marshall appointed Stilwell commander of the China-Burma-India Theater and chief of staff to Chiang Kai-Shek, the leader of Chinese forces fighting the Japanese. Between 1942 and 1944, Stilwell deftly used his knowledge of Chinese language and culture to build rapport with Chiang Kai-Shek, ensuring Chinese Nationalist forces remained a partner against the Japanese.

MILESTONE PLANNING

3-36. After establishing self-development goals, create milestones to get started and gauge progress. Use an IDP to document goals and milestones. Milestones can mix short-term and long-term—whatever personally works and encourages progress. Milestones should—

- Be specific and measurable: They state what to accomplish so you know if the milestone is met.
- Be meaningful and relevant: They should help achieve self-development goals.
- Provide a challenge: Milestones should stretch personal abilities and be challenging to accomplish. Challenging milestones increase motivation; being too easy or hard can hurt motivation.
- Have a time limit: Time limits provide motivation and gauge success.
- Be flexible: Build in some flexibility to overcome obstacles or revise milestones if necessary.
- Be realistic: Ensure milestones are reachable with available resources. For example, if a deployment occurs in the next 12 months, do not set a milestone requiring college attendance during that time. Keep in mind that unforeseen obstacles may occur along the way.
- Be cost effective: The benefits gained must be worth the effort, resources, risk, and other costs to reach the milestone.

3-37. Every milestone requires at least minimal planning. After setting the first milestone, create a plan to achieve it. A plan increases success by—

- Identifying all required actions.
- Identifying the resources needed to meet the milestones.
- Establishing time estimates and deadlines that help track progress.
- Dividing large tasks into smaller parts to reduce being overwhelmed.
- Identifying possible obstacles and the actions and resources needed to overcome them.
- Maximizing personal time and other resources.

Plan to Meet Milestones

Develop a plan by listing the first milestone. Identify the main steps needed to reach it along with associated timelines. Consider all the developmental resources the Army has to offer as well as other sources to reach each milestone. Identify potential enablers and obstacles before beginning to better prepare for difficulties along the way. Collaborating through online forums and interest groups may help personal development and provide encouragement.

SELF-ENHANCED LEARNING

3-38. Self-development requires learning. Knowing how to learn is the most important skill required for self-development. Self-understanding, setting self-development goals, and planning milestones all influence a personal ability to learn. Effective learning requires—

- Motivation and persistence.
- Learning opportunities.
- Effective learning methods.
- Deep processing.
- Learning through focused reading and analysis.

MOTIVATION AND PERSISTENCE

3-39. Self-development may require hard work over a long period, especially if the goal is to become an expert in an area or undergo significant personal growth. It takes motivation and effort to keep self-development efforts alive. Genuine motivation provides lasting energy because it internalizes the goals and the desire to achieve them. Table 3-1 (on page 3-13) provides tips to stay motivated to make significant change.

Table 3-1. Tips for motivation

<i>To...</i>	<i>Think about/do...</i>
Recognize benefits of self-development efforts	Why the results are personally important. How you feel after reaching these self-development milestones. The positive effect these efforts have on others.
Plan learning activities	Connect to practical application. Teach knowledge, skills, or abilities that help personal understanding. Satisfy curiosity.
Set specific and challenging milestones	Know personal limits. Provide a sense of accomplishment and satisfaction after achieving them. Acknowledge milestone accomplishment and adapt when necessary.
Maintain momentum	Make it routine. Work on the task a little every day until it is accomplished. Break a big task into smaller ones to accomplish in a reasonable time. Do not be afraid to restart a learning task that has paused for an extended time.
Get support	Find family members, friends, or supervisors for encouragement, accountability, recognizing accomplishments, and feedback. Observe others who successfully achieve their goals. Is their method appropriate to your goal?
Review what has been learned so far	Think about personal growth and resolved challenges. Learn from mistakes. Do not repeat them.

LEARNING OPPORTUNITIES

3-40. Learning stems from deliberate planned activities or unplanned experiences. Maximize each learning opportunity, whether planned or not. Leaders embed planned learning into routine duties with typical events or a separate, scheduled activity as learning opportunities. Take advantage of unexpected opportunities such as cancellations or transportation delays by having appropriate learning materials available.

3-41. Unplanned learning happens when something unexpectedly captures your attention. Attune your mind to draw attention to information related to self-development aims by thinking about developmental aims in detail—what you are trying to accomplish and why you want to accomplish them. Review what you know and what you need to learn. Review key ideas related to the subject as well as who the experts are.

Personal AAR

Personal AARs are in-depth assessments of how your leadership contributes to task and unit performance. Leaders should conduct personal AARs by asking themselves:

- What happened and what were the consequences?
- How were my leader actions supposed to influence the situation?
- What were the direct results or consequences of my leader actions?
- How did my actions benefit or hinder mission accomplishment?
- How should I change my leader actions for better results next time?
- What did I learn?

Unit AARs clarify what happened and accurately assess mission accomplishment.

Encourage personal AARs following the unit AAR process by:

- Walking less experienced leaders through a personal AAR.
- Asking individuals what they learned from their personal AARs.
- Sharing personal AAR outcomes with subordinates.

EFFECTIVE LEARNING METHODS

3-42. The purpose of each learning activity determines the learning principles to use to maximize learning. No matter the purpose, general learning principles apply:

- Employ all your senses. Memory stores information according to the senses (how it looks, sounds, feels, tastes, or smells). More senses used while learning enable better memory and information recall. Involve multiple senses by taking notes, highlighting, reciting, and observing.
- Space out learning sessions. Do not try to learn a large amount of information or a complex skill in one long session—break the material into several manageable sections.
- Study the information or practice the skill on multiple occasions.
- Know the time you learn best and study the most difficult material during that time.
- Design learning activities so that they mimic reality as much as possible. If the expected conditions to use the information cannot be duplicated, imagine the conditions as vividly as possible.
- Familiarize information through self-study before formal instruction. Reinforce learning by reviewing the information after instruction. Review exercises memory skills.
- When learning an entirely new field, go slow at first to ensure thorough understanding of the basics—it is important to have a solid foundation to build on.
- Learn in layers. Start with what you know to determine the first level of understanding, information, or skill needed. Learn that level then determine what the information just learned suggests learning next. Each level builds on the previous and usually becomes increasingly detailed and interconnected.
- Learn like a scientist. Scientists adopt the attitude that the best knowledge is subject to change and that new discoveries may prove old beliefs or assumptions wrong. Start the inquiry with a problem or question. Find evidence that answers the question and test possible explanations to gather evidence. It is important to discover information that questions or refutes the possible explanations to avoid confirmation bias. Analyze the evidence and develop an explanation.

3-43. While the general learning principles apply to all learning types, some learning principles apply based on whether the learning activity focuses on learning a new skill, a new behavior, or new knowledge.

3-44. Learning or improving a skill requires repeated, deliberate practice. Deliberate practice is not just skill repetition. Deliberate practice involves—

- Making your best attempt at performing the skill.
- Analyzing the attempt results (sometimes with coach or instructor help) to identify ways to improve personal performance.
- Attempting the skill again using the identified improvements.

3-45. Learning a new behavior about something requires repeated exposure to and testing of the behavior. Taking on a new behavior might involve realizing that a prior viewpoint is counterproductive to obtaining goals. Changing behavior is done one of two ways:

- Behave as if you have already adopted the new behavior. If done often with positive results, it is likely that you will adopt the behavior.
- Observe another person behaving in a way that reflects the behavior. If you respect this person as a role model and see them gaining some benefit from the behavior, you may eventually come to personally accept and adopt the behavior.

3-46. Learning new knowledge requires linking the new information to already known information. This occurs by deeply processing the information you want to learn. The following section details deep processing and the related critical and reflective thinking skills.

DEEP PROCESSING

3-47. The ability to learn and recall information depends upon what someone does with the information while learning it. Deep processing requires analyzing the new information, picking it apart, using it, and connecting it to already-known information. Many ways exist to practice deep processing:

- Relate the new information to something already known.
- Accept that there may be a difference between new and previously known information.
- Summarize the material you are learning in your words or diagram it visually.
- Organize new information into categories.

- Ask and answer questions to make new facts, ideas, and principles useful and important:
- How does this relate to prior knowledge?
- What does this imply?
- What other examples do I remember?
- Why is this important to me (or others)?
- Where else could this apply?
- Where or how could this be used?
- Develop comparisons. What does the new information remind you of?
- Explain or teach the material someone else to test your understanding and mastery.
- Check multiple sources to gain complete, objective information. Argue both sides of an issue for understanding to avoid an echo chamber.

3-48. Using critical, creative, and reflective thinking skills are essential to being an effective learner and gaining subject expertise. These skills are essential practices to deeply processing information. Several thinking types facilitate Army leader development and skills—

- Critical thinking.
- Creative thinking.
- Reflective thinking.
- Strategic thinking.

Critical Thinking

3-49. Critical thinking skills facilitate learning assessment and problem solving. Critical thinking questions what you see, hear, read, or experience. Critical thinking ensures the person is engaged in the learning process, critically considering the information or skills practice. Critical thinking requires analysis, comparisons, contrasting ideas, making inferences and predictions, evaluating the strength of evidence, and drawing conclusions. It requires the self-discipline to use reason and avoid impulsive conclusions. Developing critical thinking skills requires practice. (See ATP 5-0.1 for information on critical thinking processes.) These questions guide critical thinking—

- Who or what is the idea source?
- What is the evidence for and against this conclusion?
- What are alternative or competing theories, explanations, or perspectives?
- Why is this important?
- What are the implications?
- Is the argument logic or reasoning sound?
- Do the numbers, quantities, and calculations make sense?
- Do the supporting facts agree with other sources?
- Why or how does this work?
- How likely is this?

Creative Thinking

3-50. Creative thinking involves examining problems from a fresh perspective to develop innovative solutions. Creative thinking occurs by consciously generating new ideas and re-evaluating or combining old ideas to solve a problem. Creativity is a willingness to accept change and apply a flexible outlook for multiple perspectives, new ideas, and possibilities.

3-51. Identifying hidden assumptions is useful for developing greater creativity and insight. Producing reasons against a preferred conclusion or option instead of favoring that conclusion or option improves thorough reasoning and identifies possible contingencies. Imagine what causes a speculative conclusion to be incorrect. Considering ways something would not be true allows determining other possible situational aspects and ways to shape the outcome to avoid those undesired states.

Finding hidden assumptions or imagining failure are similar techniques that protect against group think and hasty agreement with conventional wisdom. Think about what could cause failure. Those causes are likely assumptions that were not evident. Identifying hidden assumptions can mitigate the risk of an incorrect assessment.

Reflective Thinking

3-52. Closely related to critical thinking, reflective thinking seeks to build understanding, interpret experiences, and resolve questions. Reflective thinking requires thinking through the gathered information in detail to organize it, apply principles, make connections, and form conclusions. Table 3-2 provides example questions to help leaders reflect on their thinking and develop better judgment.

Table 3-2. Reflective question examples

<i>For organizing personal thoughts ask:</i>	What does this information mean? What conclusions can be drawn from this? How is this information used? How does this fit with my existing knowledge and experiences? What are the implications for others or me? What is the big picture and how does this fit into it? What is the best way to learn about this subject? Where should this take me in my studies and self-development?
<i>For improved understanding ask:</i>	What is this situation? What other situation is like this one? What is this situation not like? What do I know about situations like this? How could this situation happen? How should I think about this situation to define the problem or opportunity? What is the real problem? What do I not know that I should?
<i>For improved visualization ask:</i>	What else could this situation or solution be? Are any assumptions unneeded; are new ones needed? What constraints are there? What needs to be accomplished? What is likely to happen? How should I prepare for future situations?
<i>For improved decision-making ask:</i>	What is the solution or plan? Does one solution dominate others? Can the solution be redesigned so that it does? Is there a specific way to reason and decide about the solution? What would my enemy not want me to do?

Critical, Creative, and Reflective Thinking Development

3-53. Critical and creative thinking come together as practical thinking that captures the strengths of how people approach everyday problems. Critical thinking brings out differences that are not normally obvious. Creative thinking techniques help generate new insights. Both thinking types fill in knowledge gaps and resolve uncertainty. Practical thinking signs include a willingness to try alternate approaches to thinking, being open to others' positions, being prepared to think about issues instead of ignoring or dismissing them and asking insightful questions.

3-54. Leaders must develop critical and creative thinking in team members. The ability and capacity for intellectual and critical thought are essential to effective problem solving. Subordinates' actions, based on

their critical thinking skills, often dictate team success. An excellent way to develop critical thinking in an organization is through example, by being a critical thinker. Thinking critically and setting conditions that encourage others to think critically effectively enhance the process.

3-55. How people think and feel about learning affects their thinking and judgment development. For example, an attitude that thinking can resolve problems leads to better results in overcoming difficulties through thinking. Attitudes that conflict with sound thinking should be diminished, such as changing one's mind is a sign of weakness, being open and deliberating among options leads to confusion, quick decision-making is how one demonstrates expertise, or truth comes from authority.

3-56. Positive attitudes that contribute to developing critical and creative thinking include—

- Persistence. If one line of thought or action is not working, then finding another line may work.
- Willingness to expend effort. A willingness to engage in deeper, more thorough thinking is important for critical thinking, even when the effort may not initially seem useful.
- Active fair-mindedness. Making special effort to find out whether one's ideas will work by imagining what is wrong with them is a good way to be fair-minded. Using the same standards, regardless of the issue or who supports a position is another fair-mindedness quality.
- Ego detachment. Keeping reasoning separate from self-esteem helps guard against being caught up in being on the right side of an argument or rationalizing why failure was out of one's control.
- Uncertainty tolerance. Believing it is fine not to know something is a positive characteristic. Yet, motivation to resolve uncertainty, once recognized, is even more important. Thinking through problems, instead of using minimal cues to interpret a situation incorrectly, is an advantage.
- Openness. Being open to different and multiple possibilities leads to better decisions.
- Commitment retraction. Willing to change beliefs about a preferred solution or a problem viewpoint is an attitude that has positive effects.
- Process flexibility. Realize that standard processes will not work for novel, ill-defined, or complex problems. Adapting or discovering a new way to think may help reach a solution.
- Willingness to learn. It is natural for leaders to feel an expectation to have the knowledge and experience to perform well. Being willing to engage in learning is adaptive. One expert characteristic is that they understand what they know and what they need to learn.

3-57. Thinking ahead and predicting potential ways that a situation assessment may be wrong or that a course of action could depart from the anticipated plan prepares leaders to handle the unknown. Having identified and worked through various contingencies better prepares the team for what could occur.

Strategic Thinking

3-58. Strategic thinking is an imperative for military leaders to shape the future of operations and to steward available resources. Strategic thinking is valuable at all leadership levels. It is important to consider the overall situation and make decisions that set the stage for plans lasting years. Strategic thinking generates a cohesive understanding of situational dynamics presenting advantageous options and long-term organizational success. Thinking skills and activities directed at outcomes that produce an overarching approach or plan to achieve a particular aim characterize strategic thinking. In this case strategic describes the thinking type rather than the doctrinal usage to describe a level of war, security objectives, or ideas to employ the instruments of national power. In contrast to thinking following traditional problem-solving steps, strategic thinking is not looking to solve a bounded problem but is creating a decision set or pattern to achieve future success. While a tactic specifically prescribes how something is done, a strategy is a philosophy of what is valued and consists of guidelines or boundaries to shape what actions to take.

3-59. Clearly, strategic thinking is an important skill for senior leaders to establish high-level goals and broadly scoped policies. However, strategic thinking is important for junior-level leaders when they address recurring problems and consider enduring, robust solutions. The earlier leaders are exposed to strategic thinking, the more likely they will try it, apply it, and, over time, improve.

3-60. Strategic thinking can be broken down into several activities:

- Situational understanding. Scanning for recurring, novel, and key cues integrated and used in sensemaking, predicting, and testing what exists enable understanding. Visualization is a related

activity to fill in knowledge gaps about existing or future considerations. Subskills include discriminating among relevant cues, integrating diverse information, applying mental wargaming, and modeling.

- **Questioning.** Asking questions demonstrates an openness to different perspectives and a desire to consider alternate or unconventional assessments. Questioning, a key component of thinking critically, improves the thoroughness of judgment. Consistently demonstrating a willingness to shift perspective, search for alternate explanations, and avoid mindsets and fixations characterize cognitive flexibility.
- **Systems thinking.** Systems thinking involves considering the factors of a situation or a solution as an interrelated system with inputs, processes, outputs, and feedback. A systems orientation operates from a view that an understanding or model can be created to explain or improve what occurs (as applies to situational understanding) or what could occur (as applies to problem solving). See Army Design Methodology doctrine for more about systems thinking.
- **Analogical reasoning.** Thinking that deals with complex problems with unfamiliar or unknown conditions and outcomes occurs by drawing on current knowledge. Analogical reasoning is a specific approach where known or similar concepts and relationships map to what is yet not understood. Historical comparisons are useful in strategic thinking to consider what has occurred under one known condition set.
- **Self-awareness.** Since strategic thinking involves unknowns, multiple paths, trials of what might exist in a situation, and possible solution results, an ability to manage personal thought processes is important. Metacognition is being aware of what oneself is thinking, what one knows, progress toward a conclusion, and testing strategic approaches and conclusions about them.

3-61. Developing strategic thinking occurs by addressing complex, dynamic challenges while practicing critical and creative thinking, working in context, and gaining basic skills in situational understanding and visualization. Leaders or instructors can accelerate subordinates' thinking development by assigning projects or duties with opportunities for strategic thinking. Professional military education courses reinforce strategic thinking by assigning projects requiring skills application and grading how well a student employs them.

Ambiguous or Unfamiliar Situations

3-62. Deliberate effort applied to thinking is a way to provide best guesses about ambiguity—uncertain situations, uncertain actions by an adversary, and uncertain outcomes. One way to prepare is to have a standard question set to ask when faced with uncertainty. Developing a practice of asking questions prompts additional reasoning. Table 3-3 provides some example questions to focus thinking.

Table 3-3. Example questions to focus thinking

Question prompt	Example
What if...?	What if...this assessment was not the case?
What else...?	What else...is happening?
So what?	So, what if that happened...is there a meaningful difference?
What are the specifics?	Can claims be confirmed with specific information?
Is there a weak link?	Are there any inconsistencies or confusions?
What is unexpected?	Are there new conclusions or implications?

3-63. It is natural to discount information when it does not fit expectations. Some refer to this as confirmation bias, but that reference implies a conscious or active process when it usually is not. It is difficult to undo someone's assessment or conclusion once it forms. The first step to protect against discounting unexpected signals is to pay attention to information that does not fit expectations. Assessing the information can indicate whether an understanding needs to change. If no definite determination is possible, even heightened vigilance for change should occur.

3-64. The dominance structuring technique is a useful way to problem solve to ensure the best available solution is considered and chosen. Leaders can use the dominance structuring technique in a formal military decision-making process. It is a way of thinking to iterate through course of action development, analysis, comparison, and wargaming. The technique adapts to time available and known details.

Dominance Structuring Technique

First, consider the relevant problem dimensions. Look for the solution that dominates all other possible solutions on the most important dimensions.

Identify the initial most promising alternative solution by eliminating alternative solutions that are unattractive on important dimensions.

Choose an alternative if it is better than all others on at least one dimension and equal to other options on other dimensions. This will be the dominant solution.

If the most promising alternative does not initially dominate all other alternatives, then reconsider advantages and disadvantages.

If necessary and when possible, modify the most promising alternative until it dominates other alternatives. This will be the dominant solution. If no dominant solution appears, reconsider the most important problem dimensions to repeat the dominance comparisons among alternatives.

LEARNING THROUGH FOCUSED CONTENT ANALYSIS

3-65. Books, journal articles, lecture series, podcasts, documentaries, movies, professional panel discussions may be key learning resources for self-development. To maximize learning, approach consuming content for learning differently than casual content consumption. Deep processing is essential to the ability to understand, recall, and use the learned information. Even though a book or professional lecture may present information in a logical way, the learner must take an active role to understand the information.

3-66. The *Survey-Question-Read-Recite-Review* method uses deep processing principles to focus content analysis. Developed over 70 years ago, these activities comprise a most widely recommended and effective way to learn from written materials. This same method can also extend to other materials, such as analyzing a professional lecture series or documentary.

3-67. *Survey*. Scan the chapter, article, lecture notes, video comments, or other material to build a mental material framework or outline and establish a purpose for consuming it. This mental framework will help understanding the material's purpose, set expectations to draw attention to important information, activate memory of what is already known, and develop a skeleton of understanding. Survey the material by—

- Predicting discussion topics. Complete accuracy is not necessary, but it helps active understanding of the material.
- Noting the title, topic sequence, and their relationships.
- Looking at graphs, charts, diagrams, and pictures and read their captions.
- Reading and verifying quotations, vignettes, and other short statements.
- Scanning footnotes, references used, and presenter history and credentials to sense where ideas come from or what they mean.
- Noting emphasized words and phrases.
- Reading the introduction, abstract, and summary if available.
- Reviewing other aids that the material may have, such as study guides, advance organizers, chapter outlines, learning objectives, or review questions.
- Deciding what to learn from the material.

3-68. *Question*. While surveying the material, list questions you want to answer while consuming the material. Developing questions to guide your study increases interest in the material, alerts you to important information, helps you stay involved with the material, and relates the new knowledge to what you already know. To develop questions—

- Turn the title or headings into questions. For example, if a heading is “The Four-Step Calibration Process,” a question may be, “What are the four calibration process steps?”
- Ask questions about graphs, charts, diagrams, and pictures. For example, a graph showing an increasing rate of traffic fatalities in the United States could lead to the question, “Why have traffic fatalities increased in the United States?”

- Consider questions that the author or presenter includes such as in call-out boxes or review questions. Rephrase these questions so that they are meaningful and easier to remember.

3-69. *Read (View or Listen)*. Consume the material one section at a time. Engage several senses by reading, listening, watching, or taking notes. These tips aid understanding, retain interest, and retain information:

- Look for the answers to your questions and write them in your words.
- Look for additional questions to answer and important information that you had not anticipated.
- Use deep processing to relate the new information to things you already know.
- Note important information, especially information that answers questions you wrote.
- Make diagrams that show how a process works, timelines, event sequences, or the relationships that exist between different components.
- Respond to points by noting ideas in the margins, a separate notebook, or device. This personalizes the information and relates it to information already known. For example, notes may highlight disagreements, how a stated idea relates to another idea learned elsewhere, gaps or questions that remain in the information, or information implications.
- Look for connections, discrepancies, comparisons, and relationships between information presented in the document and other readings, lectures, or personal experiences.

3-70. *Recite*. Reciting tests knowledge and information understanding. Self-testing is a method of deep processing to enhance memory. Reciting helps minimize knowledge gaps.

- Stop reading or listening at the end of each section and summarize the material from memory.
- Ask the questions you previously wrote for that section.
- Explain charts, graphs, diagrams without referring to personal notes.
- Review the section until you can recite its important information and concepts.

3-71. *Review*. Reviewing helps refresh and strengthen memory and material mastery.

- Review the material immediately. Review again in 24 hours and again several days later.
- Review your written questions and see if you can answer them. Study the material to answer any missed questions.
- Explain how all the sections fit together. What are the overarching points and principles?
- Explain how the information in this document relates to self-development goals.
- Interaction with a friend or coworker who has studied the same information can help maintain focus, provide different perspectives on the material, and clarify difficult or misunderstood points.

REFLECTIVE JOURNALING

3-72. Journaling may track and record the occurrence, actions, and outcomes of various situations. Reflective journaling goes beyond a personal AAR to include periodic entries on self-awareness of personal strengths, developmental needs, values, feelings and perceptions, and questions and ideas about leadership situations. A leader may track personal successes and lessons learned by dedicating time to recording their experiences in leading others, chosen actions, resulting outcomes, and any insights. The journal may serve as a reference to pass along lessons learned to others. Key leader references may be recorded.

3-73. Sample reflective journaling questions include:

- What is the best thing that happened today or this week?
- What is my most difficult or satisfying work? Why?
- What do I think is my most valuable or valued contribution?
- What compliments and criticisms have I received lately? What did I learn from them?
- What did I learn due to a recent disappointment or failure?
- How do recent experiences connect to my long-term goals?
- What risks have I taken (or avoided taking) lately?

3-74. Individual leaders should decide whether to share their journal content with their immediate leader or others. Leaders can reinforce reflective journaling by—

- Carrying a journal and being seen writing.
- Citing lessons learned while referring to journal entries.
- Providing time for a leader to reflect and write down personal lessons learned.
- Providing leaders with a journal and a personal note encouraging them to use it.
- Asking leaders to write or recount a story of a key leader challenge and use the stories to pass on lessons learned to less experienced leaders.

3-75. Cooperative methods of online journaling, sharing online blogs, or cooperating in message boards can help source novel ideas and solutions from a community of like-minded individuals that a leader might not normally interact with on a daily basis. Sharing ideas, questions, and solutions in an online forum, social media platform, message board, or professional blog enables a wider audience to interact and share thoughts, offering an external viewpoint or insight. The same reflective journaling questions still apply, but this enables a much more visible and accessible presence to reinforce the importance of reflective journaling.

LEARNING IN ACTION

3-76. Self-development takes time and effort. Putting a plan into action requires patience and resilience. Anticipating and accepting setbacks as part of the process requires commitment. Acknowledging and accepting that self-development efforts must balance against organization requirements and family obligations is crucial. Having the support of peers, leaders, subordinates, family, and friends throughout a career-long self-development effort can provide motivation through lulls in achieving milestones and goals. To stay on track—

- Let milestones serve as a guide.
- Overcome self-development obstacles.
- Work efficiently.
- Maintain forward momentum.
- Assess progress.
- Make course corrections.
- Set the next milestone.

LET MILESTONES GUIDE

3-77. Use the milestones technique previously discussed and developed in this chapter as a guide to—

- Avoid impulsive actions that may be ineffective and discouraging.
- Keep the big picture in mind.
- Work effectively toward self-development goals.
- Take advantage of resources and overcome obstacles.
- Measure success.

3-78. Adjust the plan as needed to reach milestones. Be willing to update the plan to improve it, change goals, address obstacles, take advantage of resources, and reflect upon accomplishments.

OVERCOME SELF-DEVELOPMENT OBSTACLES

3-79. In developing a milestone plan, you identified obstacles to reaching the first milestone. The possibility of encountering internal and external obstacles, despite thorough preparation, is always present.

Internal Obstacles

3-80. Procrastination, apathy, and pride are major obstacles to self-development and occur for many reasons. Some come to realize their milestones are too ambitious, complex, unclear, or difficult. Others hesitate because of the effort or discomfort the work requires or lack the motivation to start. It is easy in such situations to allow other work priorities to distract developmental efforts. Table 3-4 on page 3-22 provides techniques to address procrastination.

Table 3-4. Techniques to address procrastination

<i>Get started now</i>	
<i>Write it down</i>	Post goals and milestones where you see them frequently. List the benefits of doing the work. Write down the next planned action and associated deadlines.
<i>Involve others</i>	Tell others about personal intentions and deadlines. Talk through the task with someone else. Schedule time with someone to study or work together.
<i>Break it down</i>	List the steps required to accomplish each milestone. Break big tasks into smaller, manageable tasks. Mentally rehearse a difficult task or talk through the task with someone else.
<i>Establish a routine</i>	Pick a routine time to work on self-development activities. Use good time management skills by following a dedicated schedule. Plunge into the task immediately to gain momentum, keep it going.
<i>Know yourself</i>	Know your habits. Recognize what you do to avoid things you do not want to do. Confront yourself when you do these things. Identify self-defeating attitudes and replace them with positive ones. If you repeatedly delay a task, do you really intend to do it? If not, remove it from the plan.
<i>Be open to deviations</i>	If an area is overly complex or uninteresting, consider an adjustment for a higher potential path.

3-81. Poor attitudes interfere with learning and impede understanding and remembering information. For example, thinking math is hard or disliking history can interfere with learning anything related to math or history. Other attitudes, such as closed mindedness, inflexibility, or rigid adherence to beliefs and assumptions, can interfere with learning. To combat poor attitudes, identify a productive replacement. Practice thinking and behaving with a positive attitude until it feels natural and becomes a habit.

3-82. A lack of knowledge may be a major obstacle in reaching milestones. Being unaware of the resources, processes, and best practices of others who have worked toward similar goals may hinder progress. Involving others may provide the necessary information and motivation to making progress.

External Obstacles

3-83. External factors such as workload or other personal or professional obligations may affect self-development efforts. Seeking support from family and friends enables their involvement and awareness of your milestones and goals and allows them to provide help and support.

3-84. Lacking resources is another common roadblock. Resources include anything needed for self-development including people (such as teachers, coaches, or mentors), facilities (such as schools, libraries, or museums), and things (such as training programs, books, and equipment). Learners best handle external obstacles through careful planning and creativity.

WORK EFFICIENTLY

3-85. By efficiently managing workload and personal life, one can increase how much time is available to spend on self-development. To increase efficiency—

- Take care of yourself. Proper food, exercise, and rest enable you to function at your best.
- Manage time and energy efficiently. Keep a running ‘to do’ list. Prioritize each task according to its importance, required work, and completion date. Remove low-priority tasks from the list.
- Look for ways to accomplish daily activities and routines in less time. For example, combine several errands in a single trip instead of making individual trips.
- Learn to quickly locate and obtain the information needed for self-development and other daily life requirements.

- Organize work and living areas so that required information, tools, and workspace are available.

MAINTAIN FORWARD MOMENTUM

3-86. It is important to keep the developmental momentum moving forward. There may be a tendency to slow down after completing an important self-development step or be discouraged by setbacks. Resting after a strong effort is natural, but too much rest may make it hard to restart. Maintain momentum by—

- Keeping a positive attitude: Let setbacks go and start each day with renewed enthusiasm. Each morning offers an opportunity for a fresh start.
- Making consistent progress: Accomplish something, however small, related to self-development milestones and goals each day.
- Recognizing benefits: Benefits are tangible results such as increased pay, awards, and abilities or intangible results such as pride, a sense of accomplishment, and satisfaction. Remember that important benefits often require hard work.

ASSESS PROGRESS

3-87. Assessing progress can provide encouragement to keep going if things are going well or to guide changes if they are not. Individuals can assess progress at any time—while working toward a milestone or after completing one. To assess progress—

- Use objective and subjective measures.
- Objective measures can be seen or expressed in numbers, such as test scores, time required to perform tasks, number of books read, or college credits earned.
- Subjective measures cannot be easily observed or expressed in numbers, including feelings of satisfaction, accomplishment, personal growth, or difficulty. Subjective progress assessments can come from personal judgment and feedback. Subjective indicators are often sufficient to track most self-development activities.
- Compare the milestone plan with what happened and adjust the remainder of this milestone plan or future milestones to account for lessons learned.
- Timeline: Was the timeline met? If well under or over the timeline, determine why. Maybe the timeline was not reasonable, more or less work was anticipated, received extra help, encountered obstacles, or the material was more involved than initially thought.
- Action Steps: How successful were you in accomplishing the steps identified for reaching the milestone? What helped or hurt success? Were the identified steps the right ones?
- Resources: Were required resources to achieve the milestone correctly identified? Did the plan omit any resources? Were necessary resources available? Are there any other resources that might have worked better?
- Obstacles: Were identified obstacles encountered? Was the plan to overcome these obstacles successful? Were unexpected obstacles encountered?
- Decide if you are satisfied with your progress or if the milestones or self-development goals need changes. Indicators to consider in making a course correction include:
 - Unsatisfactory progress.
 - Too much stress or effort required to complete developmental activities.
 - Loss of interest in achieving self-development aims or change in the benefits expected from achieving those aims.
 - Changes in professional or personal situations that conflict with self-development activities.
 - Being dissatisfied with personal development.

MAKE COURSE CORRECTIONS

3-88. Self-development occurs over time in a dynamic environment that includes professional and personal responsibilities. At some point, obstacles or other challenges force a change of plans. If the progress assessment indicates course corrections are needed, determine what correction is warranted:

- **Goal:** A self-development goal or milestone may have been too difficult, too easy, or just not what was hoped. Examine other possible self-development goals or milestones. Identify why you selected the unsatisfactory goal or milestone. Avoid repeating any missteps.
- **Action Steps:** If the actions taken to achieve milestones were ineffective, figure out why and develop effective actions. To be effective, you must be capable and willing to perform the actions with available resources. If a course correction is required due to obstacles, then create new action steps that avoid or solve these obstacles. Action steps should form a logical path from where you currently are to achieve the milestone.
- **Resources:** The identified milestone resources may have been inappropriate, inadequate, or unavailable. If so, analyze planned action steps to determine the resources (such as time, money, equipment, facilities, or help) needed to perform these steps. Determine if they can be obtained.

SET THE NEXT MILESTONE

3-89. With the first self-development milestone achieved, a full self-development cycle is completed. It is now time to continue the self-development process by setting and pursuing the next milestone.

Chapter 4

Learning and Developmental Activities

4-1. This chapter provides a deliberate and logical framework to support Army leaders developing themselves and others. These activities follow the same organization as the leader attributes and competencies found in the Army leadership requirements model (see ADP 6-22), to help individuals identify and prioritize which leader requirements to target for growth. The developmental activity tables follow a standard format: strength and need indicators, underlying causes, and recommended options to initiate action. The indicators provide ways to understand leader actions and confirm aspects of each leader behavior as a strength or a developmental need. The underlying causes provide more information on what the root cause may be for a developmental need. The tables provide three options for developmental action: feedback, study, and practice

4-2. To best use this chapter's information, one identifies the competency and attribute behaviors for developmental focus. An individual may already have an IDP that documents goals and a plan for development or have an idea of what leadership competency or skill to develop. A coach, rater, counselor, or mentor can use this material to help focus leaders or subordinates on specific developmental goals and prepare for growth counseling. Different sources and events inform the process to identify developmental goals for competencies and behaviors as illustrated in table 4-1.

Table 4-1. Developmental goal identification

<i>Source or event providing developmental goal identification</i>	<i>Example</i>
Interest of the developing leader	Thinking to self: "I read about the importance of teamwork and cohesion. I want to get better at setting a positive climate that encourages subordinates to promote development in their Soldiers."
Multi-source assessment and feedback report or coaching session	Leader's assessment interpretation: "My feedback report shows that across subordinates and peers my communication skills are the lowest rated relative to all other areas."
Performance evaluation and developmental growth counseling session	Rater's feedback: "You are good at motivating your Soldiers, you could grow into an even better leader by learning to better integrate tasks, resources, and priorities to select how best to direct Soldiers to achieve results."
Mentor's advice	Mentor's observation: "To move to the next level you could learn additional ways to operate with others outside the Army and to extend influence."
Self-realization during institutional education course	Thinking to self: "My fellow students generally seem more knowledgeable than me about world affairs affecting our Army."
Counterpart feedback received during a training center rotation or home station training	Observer/controller comment: "Under stress you are overly directive; you could learn to use commitment-building actions to expand your influence toolkit."

Tip: When considering learning and developmental activities, some automatically think about taking a formal training course or reading. While these may be helpful, leaders are encouraged to select developmental activities that fit with personal preferences and situation. It is important to think through personal and career goals when deciding on a developmental activity.

CAPABILITY EVALUATION AND GROWTH

4-3. After identifying a developmental focus, refer to the Army leadership requirements model and the leader developmental tables to evaluate the leader capabilities associated with the selected competency or attribute. Each section is designed to help a leader act on strengths as well as developmental needs. Some may experience greater growth by focusing on improving strengths rather than focusing on developmental needs or using strengths to address developmental needs.

CAPABILITY EVALUATION—STRENGTH AND NEED INDICATORS AND UNDERLYING CAUSES

4-4. Evaluating capabilities involves identifying personal practices that support or hinder successful performance. Each table includes diagnostics to enable evaluating how well someone is doing on that behavior and provides examples of why they may or may not be excelling. Consider if the strength and need indicators represent personal behaviors. Be aware of counterproductive leadership behaviors. Many leaders are aware of such behaviors but choose to overlook or condone them to achieve short-term results, but oftentimes some leaders may not even realize they display such behaviors. Each diagnostic section includes:

- **Strength Indicators:** Behaviors and actions that contribute to or support successful performance.
- **Need Indicators:** Behaviors and actions that reduce or hinder successful performance.
- **Underlying Causes:** Examples why someone may not excel at a particular leader behavior.

CAPABILITY GROWTH—FEEDBACK, STUDY, AND PRACTICE

4-5. To help individuals build an improvement strategy, the developmental activity tables provide options to initiate capability growth. Table 4-2 outlines methods to engage in three developmental activities:

- **Feedback.** Sources and methods for obtaining feedback to guide self-development efforts.
- **Study.** Topics and activities to learn more about a behavior.
- **Practice.** Actions to improve skill and comfort in performing a leader behavior.

Table 4-2. Methods to implement developmental activities

<i>Developmental Activity</i>	<i>Options to take</i>	<i>Method</i>
Feedback	Ask for feedback...	From others about specific issues and performance areas.
	Gain support...	From peers, colleagues, or others who can encourage or recognize success.
	Consult...	With friends, supervisors, peers, subordinates, coaches, mentors, or other professionals to give advice on strengths or areas of concern.
Study	Observe...	Other leaders, professionals, and similar organizations. Note the most or least effective behaviors, attributes, and attitudes.
	Reflect on...	Personal or situational characteristics that relate to the strength or need. Consider alternative perspectives.
	Read/Listen to...	Books, articles, manuals, podcasts, and professional publications.
	Investigate...	A topic through internet or library searches, gathering or asking questions, and soliciting information and materials.
Practice	Practice...	A skill or behavior during work or away from the unit.
	Participate in training...	Including Army schools, unit training programs, outside seminars, degree programs, and professional certifications.
	Teach...	A skill you are learning to someone else.
	Accept an opportunity...	To stretch personal abilities, such as presenting, teaching, volunteering for assignments, position cross-training, or representing the unit at meetings.
	Explore off-duty events...	Such as leading community groups, trying a new skill in a volunteer organization, or presenting to schools and civic organizations.

DEVELOPMENTAL ACTIVITIES

4-6. Within the leadership requirements model, competencies are skills that leaders can train and develop while attributes encompass enduring personal characteristics molded through experience over time. Applying the if-then logic in table 4-3 to each developmental goal helps maximize development efforts. For greater understanding to direct development, first seek feedback and follow with study and practice. If a developmental need is known but how to address that need is unknown, start with study and follow with practice. If the only unknown is what to practice, then focus on the practice activities.

Table 4-3. Evaluation model

<i>If...</i>	<i>Then...</i>
I need more insight into how well I demonstrate a competency or component and what I can do to improve...	I should seek <i>Feedback</i> . Feedback is an opportunity to gain information about how well you are doing. Feedback can include direct responses, personal observations, analysis of response patterns, and acknowledging outcomes.
I need to gain or expand my understanding of theory, principles, or knowledge of a leader competency or component...	I should <i>Study</i> . Study facilitates an intellectual understanding of the topic. Study can include attending training courses, reading, watching movies, observing others on duty, and analyzing various information sources.
I need more experience to build or enhance my capability through opportunities to perform a leader competency or component...	I should <i>Practice</i> . Practice provides activities to convert personal learning into action. Practice includes engaging in physical exercises, team activities, rehearsals, and drills.

4-7. View all suggestions for developmental activities through a personal lens. The following questions are sample questions to ask when refining a development activity to fit personal needs and situation. Depending on the chosen activity, other considerations may be important too. Be willing to take risks and choose activities outside personal comfort zones to challenge yourself and accelerate development.

Determining Developmental Activities

Answer these to select appropriate developmental activities:

Developmental Activity: How do I need to improve?

Desired Outcome: What do I hope to achieve?

Method: How am I going to do this? What resources do I need?

Time available: When will I do this? How will I monitor progress (such as identifying and monitoring milestones, rewarding success, or identifying accountability partners)?

Limits: What factors will affect or hinder successfully implementing this activity?

Controls: What minimizes or controls the factors that hinder implementing this activity?

4-8. Use tables 4-4 and 4-5 (starting on page 4-4) to locate appropriate developmental activities. Leader 180 and Leader 360 feedback reports detail individual or unit strengths and developmental needs. Learners and coaches select a few actions at a time to guide development. Additionally, these reports inform leaders of any counterproductive leadership behaviors others have observed in them.

4-9. In addition to the listed developmental activities and feedback reports, review the Websites under References. This section provides Army training and activity resources to support developmental activities.

Table 4-4. Developmental activities for attributes

<i>To find developmental activities for...</i>		<i>Go to...</i>
Character	Army Values	Essential principles, standards, and qualities for successful leaders.
		Discern right from wrong in any situation.
		Develop the Army Values in all Army individuals.
	Empathy	Identify with another person's feelings and emotions.
	Warrior Ethos/ Service Ethos	Exemplifies the Warrior/Service Ethos.
	Discipline	Control personal behavior.
Presence	Military and Professional Bearing	Possess a commanding presence.
		Project a professional image of authority.
	Fitness	Have sound health, strength, and endurance.
	Confidence	Project self-confidence and certainty.
		Demonstrate composure through control over personal emotions.
	Resilience	Recover quickly from adversity while maintaining focus.
Intellect	Mental agility	Develop mental flexibility.
		Anticipate or adapt to uncertain or changing situations.
		Apply multiple perspectives and approaches.
	Sound judgment	Assess situations and draw sound conclusions.
		Form sound opinions, sensible decisions, and reliable guesses.
	Innovation	Introduce new ideas based on opportunity or challenging circumstances.
		Produce novel and appropriate ideas and objects.
	Interpersonal tact	Recognize diversity and display self-control, balance, and stability.
		Understand interactions with others.
		Be aware of how others see you and sense how to interact effectively.
		Acknowledge character, reactions, and motives of self and others and their effects.
Leads	Leads others	Uses appropriate methods of influence to energize others.
		Provides purpose.
		Enforces standards.
		Balances mission and followers' welfare.
Builds trust	Builds trust	Sets personal example for trust.
		Takes direct actions to build trust.
		Sustains a climate of trust.
Extends Influence	Extends Influence	Understands sphere, means, and limits of influence.
		Negotiates, builds consensus, and resolves conflict.

Table 4-5. Developmental activities for competencies

<i>To find developmental activities for...</i>		<i>Go to...</i>
Leads	Leads others	Uses appropriate methods of influence to energize others.
		Provides purpose.
		Enforces standards.
		Balances mission and followers' welfare.
	Builds trust	Sets personal example for trust.
		Takes direct actions to build trust.
		Sustains a climate of trust.
	Extends Influence	Understands sphere, means, and limits of influence.
		Negotiates, builds consensus, and resolves conflict.

Table 4-5. Developmental activities for competencies (continued)

To find developmental activities for...			Go to...
Leads	Leads by example	Displays character.	Table 4-40.
		Exemplifies the Warrior Ethos/Service Ethos.	Table 4-41.
		Leads with confidence in adverse situations.	Table 4-42.
		Demonstrates tactical and technical competence.	Table 4-43.
		Understands and models conceptual skills.	Table 4-44.
		Seeks diverse ideas and viewpoints.	Table 4-45.
	Communicates	Creates shared understanding.	Table 4-46.
		Listens actively	Table 4-47.
		Employs engaging communication techniques.	Table 4-48.
		Sensitive to cultural factors in communication.	Table 4-49.
Develops	Prepares self	Maintains physical and non-physical domain readiness.	Table 4-50.
		Expands technical, technological, and tactical knowledge.	Table 4-51.
		Expands conceptual and interpersonal capabilities.	Table 4-52.
		Analyzes and organizes information to create knowledge.	Table 4-53.
		Maintains relevant cultural awareness.	Table 4-54.
		Maintains relevant geopolitical awareness.	Table 4-55.
		Maintains self-awareness.	Table 4-56.
	Creates a positive environment/ esprit de corps	Fosters teamwork, cohesion, cooperation, and loyalty (esprit de corps).	Table 4-57.
		Encourages fairness and inclusiveness.	Table 4-58.
		Anticipates others' duty needs.	Table 4-59.
		Sets and maintains high expectations for individuals and teams.	Table 4-60.
		Creates a learning environment.	Table 4-61.
		Encourages open and candid communications.	Table 4-62.
		Encourages subordinates.	Table 4-63.
		Demonstrates care for follower well-being.	Table 4-64.
	Develops others	Assesses others' developmental needs.	Table 4-65.
		Counsels, coaches, and mentors.	Table 4-66.
		Facilitates ongoing development.	Table 4-67.
		Builds team skills and processes.	Table 4-68.
	Stewards the profession	Improves the organization.	Table 4-69.
		Supports professional and personal growth.	Table 4-70.
Achieves	Gets results	Prioritizes, organizes, and coordinates taskings.	Table 4-71.
		Identifies and accounts for capabilities and commitment to task.	Table 4-72.
		Designates, clarifies, and deconflicts duties and responsibilities.	Table 4-73.
		Identifies, contends for, allocates, and manages resources.	Table 4-74.
		Removes work obstacles.	Table 4-75.
		Recognizes and rewards good performance.	Table 4-76.
		Seeks, recognizes, and takes advantage of opportunities.	Table 4-77.
		Makes feedback part of work processes.	Table 4-78.
		Executes plans to accomplish the mission.	Table 4-79.
		Identifies and adjusts to external influences.	Table 4-80.

Employing Leadership Requirements Model Developmental Activities

CPT Kenny and 1SG Mac are briefing LTC Day on an upcoming team live fire exercise. At the end, LTC Day asks what competencies or attributes from the leadership requirements model they are targeting with the training event. Neither could answer the question.

LTC Day: "Gentlemen, your plan is sound, and the outcome will be trained teams ready to move into greater collective training, but we are missing an opportunity to develop our leaders here. Training without thought of the LRM is like an unguided missile, it gets the job done, but we owe it to our subordinate leaders to be precise. Don't let leader development just happen, be deliberate and actively plan for it."

CPT Kenny and 1SG Mac return to their office to discuss what LTC Day said.

CPT Kenny: "I understand what LTC Day said, and I know our leaders need some work. We have both worked with them on their IDPs. Several things almost derailed our individual training leading up to this, mostly centered on communication. What should we do to focus on that?"

1SG Mac: "We wanted to get better tactically, but maybe we should have been more specific. We know what we want to improve, we just didn't select competencies to work on. Perhaps we can alter our training scenarios to deliberately target communication between leaders."

After NTC, the OC/T, CPT Smole, is conducting the final AAR with the company.

CPT Smole: "Let me begin by saying that it was truly a pleasure to watch this company operate during this rotation. You clearly put emphasis on communication during training because everyone was on the same common operating picture from the command team to the lowest private and it showed in how well you adjusted to changes in the plan...."

I never would have thought that I could design training that would deliberately develop attributes or competencies without LTC Day asking the right questions. Nor would I have thought that it would work. Once we figured it out though, we incorporated it into everything we did and every leader could always tell me what the training objective, and developmental objective, for every event was. I had no greater pleasure as a company commander than deliberately developing my subordinates and watching them progress into great leaders in their own right.

~from the diary of CPT Kenny (former company commander)

ARMY VALUES

4-10. Soldiers and DA Civilians enter the Army with personal values developed in childhood and nurtured over years of personal experience. By taking an oath to serve the Nation and the Army, one agrees to live and act by the Army Values. Adherence and dedication to the Army Values reflect character. The Army Values consist of the principles, standards, and qualities considered essential for successful Army leaders. To develop character in others, leaders must embody the Army Values. The Army Values are fundamental to Soldiers and DA Civilians making the right decision in any situation. Teaching values is an important leader responsibility that creates a common understanding of the Army Values and expected standards. Leaders must communicate expectations that others embody the Army Values as well. Reinforcing ethical standards increases the likelihood of ethical decisions and actions and promotes an ethical climate.

4-11. Three components compose the attribute Army Values:

- Essential principles, standards, and qualities for successful leaders.
- Discern right from wrong in any situation.
- Develop Army Values in all Army individuals.

ESSENTIAL PRINCIPLES, STANDARDS, AND QUALITIES FOR SUCCESSFUL LEADERS

4-12. Successful soldiering requires Army leaders to demonstrate strict adherence to strong principles of ethics and duty. Leaders who possess the desired qualities articulated in Army doctrine and adhere to Army standards will be successful (see table 4-6).

Table 4-6. Essential principles, standards, and qualities for successful leaders

<i>Strength Indicators</i>		<i>Need Indicators</i>
Demonstrates a strong sense of duty. Treats others as they should be treated. Demonstrates courage and perseverance when faced with adversity.		Seems to demonstrate cowardice through failure to address issues directly. Fails to keep commitments to others. Exhibits unreliability in adverse conditions.
<i>Underlying Causes</i>		
Does not see how their duties as a Soldier contribute to the good of the Nation. Puts personal needs ahead of the mission and duties as a Soldier. Has not internalized the Army Values. Chooses to overlook or is not aware of counterproductive leadership.		
<i>Feedback</i>	Reflect on situations in which a role model demonstrated or could have demonstrated a strong sense of duty. Consider what you would do if you were in that situation. Reflect on your expressions of courage and perseverance (Do you always put the mission, what is good for the Army, and your unit ahead of personal interests?).	
<i>Study</i>	Access the Central Army Registry to complete L20 IMI–The Value of Self-Awareness to determine how self-aware you are of personal traits, feelings, behaviors. Review the counterproductive leadership modules on the CAPL website to identify, assess, and address counterproductive behaviors.	
<i>Practice</i>	Check whether you follow the right principles in day-to-day situations. Determine what you do when others do not conform to Army Values.	
Legend:	CAPL Center for the Army Profession and Leadership IMI interactive media instruction	

DISCERN RIGHT FROM WRONG IN ANY SITUATION

4-13. Leaders of integrity do the right thing because their character permits nothing less. The Army relies on leaders of integrity who possess high moral and ethical standards (see table 4-7).

Table 4-7. Discern right from wrong in any situation

Strength Indicators		Need Indicators
Exhibits honesty in word and deed. Performs in ethical and moral ways. Demonstrates moral courage through candor.		Makes questionable moral and ethical decisions. Fails to stand-up to others' morally and ethically questionable actions. Rationalizes unethical or immoral behavior.
Underlying Causes		
Lacks strong moral foundation. Applies prejudicial thought processes. Possesses an egocentric and self-serving attitude. Has not internalized the Army Values.		
Feedback	Ask trusted colleagues if you did the right thing in a situation. What they would have done?	
Study	Review ADP 6-22 vignettes and consider how you would model those actions. Review the "An Ethical Pause" video on the CAPL website and consider the facilitator questions. How might you incorporate what you learn? Access the Central Army Registry to complete L23 IMI–Building Trust.	
Practice	Observe someone you feel exhibits this behavior well. Determine why you feel that way; emulate those behaviors.	
Legend: ADP Army doctrine publication CAPL Center for the Army Profession and Leadership IMI interactive media instruction		

DEVELOP THE ARMY VALUES IN ALL ARMY INDIVIDUALS

4-14. The Army recognizes seven values that comprise the Army Values. All Army members must develop and internalize the Army Values (see table 4-8).

Table 4-8. Develop the Army Values in all Army individuals

<i>Strength Indicators</i>		<i>Need Indicators</i>	
Demonstrates the Army values in all facets of their life.		Fails to consider being a Soldier as part of what defines them.	
Demonstrates a strong sense of commitment.		Questions their command's motives.	
Demonstrates strong identity as a Soldier.		Demonstrates a self-serving attitude.	
Engages in helping others.			
<i>Underlying Causes</i>			
Did not successfully indoctrinate during initial entry training.			
Has an unwarranted sense of entitlement.			
Lacks understanding of the importance of service to the Nation.			
Overly selfish.			
Seeks to accomplish personal goals and needs before those of others or the unit.			
<i>Feedback</i>	Think about deeply held beliefs and personal values. What motivates you more: making an impact or recognition for the impact and status that accompanies the recognition? Be open to other feedback sources about how values motivate you.		
<i>Study</i>	Review the Army Values training found on the CAPL website and consider your answers to the facilitator questions. Review the virtual simulation, "Truth, Faith and Allegiance" found on the CAPL website. Think how you might incorporate what you learn. Access the Central Army Registry to complete L20 IMI–The Value of Self-Awareness. Review the counterproductive leadership modules on the CAPL website to identify, assess, and address counterproductive behaviors.		
<i>Practice</i>	Incorporate Army Values into everyday duty decisions and life.		
Legend:	CAPL Center for the Army Profession and Leadership IMI interactive media instruction		

EMPATHY

4-15. Empathy is defined as the ability to share and understand someone else's feelings. The capacity for empathy is an important attribute for leaders to possess. Empathy can allow leaders to understand how their actions affect others. The ability to see something from another person's viewpoint, to identify with, and enter into another person's feelings and emotions, enables the Army leader to better interact with others.

4-16. Army leaders show empathy when they genuinely relate to another person's situation, motives, and feelings. Empathy does not necessarily mean sympathy, but identification leading to a deeper understanding. Empathy allows the leader to anticipate what others are experiencing and envision how decisions or actions affect others.

4-17. Leaders with a capacity for empathy can apply it to understanding and anticipating the reactions of DA Civilians, Soldiers and their Families, and local populations. Empathy helps a leader take care of Soldiers and others and demonstrate respect. Army leaders take care of Soldiers and DA Civilians by giving them the training, equipment and support needed to accomplish the mission. They value balance between mission requirements and the welfare of their followers. It improves morale, climate, decision-making, and readiness. The attribute empathy has one component: Identify with another person's feelings and emotions.

4-18. Army leaders must be able to understand different personal value systems and that these values directly influence how others feel about various circumstances, situations, and decisions. Being able to put oneself in another's situation to identify with their feelings is important to develop a full understanding of others to make better decisions and adapt interactions with others (see table 4-9 on page 4-9).

Table 4-9. Identify with another person's feelings and emotions

Strength Indicators		Need Indicators
Reads others' emotional cues. Predicts how others react to certain events. Interprets others' non-verbal behavior (body language). Shows compassion when others are distressed. Recognizes frustration and others' need for assistance. Demonstrates ability to establish good rapport. Considers alternative others' viewpoints and feelings when making decisions.		Displays an inability to take another's perspective. Lacks concern for others' emotional distress. Does not appreciate how cultural differences affect perception. Fails to consider the effect of actions on others. Does not adapt communication style to audience. Does not recognize when others need assistance. Maintains an egocentric viewpoint in decision-making process. Dehumanizes enemy combatants or local populace.
Underlying Causes		
Lacks empathy; does not appreciate the importance of empathy. Overly self-centered. Lacks cultural competence. Engages infrequently in face-to-face communication with others. Often values mission accomplishment over welfare of individuals. Does not recognize value in others' perspectives.		
Feedback	Ask others you trust how they think you understand their situations or a given problem. Review command climate survey results to see what members think. Do they feel psychologically safe and protected? Reflect on what you contribute to their positive and negative ratings. Review any available leadership assessments and reflect on your ability to understand others. Is it due to similar or different ratings by yourself and others?	
Study	Read relevant literature on empathy and social perspective taking. Study non-verbal indicators of a person's emotional state. Discuss assumptions and assessments with others. Visit the Central Army Registry to complete L13 IMI–Seeking and Incorporating Diverse Ideas, L19 IMI–Building Working Relationships Across Boundaries, or L25 IMI–Beyond People Skills: Leveraging Your Understanding of Others. Observe someone you feel exhibits this well. Determine why you feel that way. Get to know your subordinates better so you can understand them and their issues.	
Practice	With a friend or peer, practice identifying emotional indicators. Practice emulating others' behaviors you observe and identify as empathetic. Practice taking other perspectives (such as a local leader, coalition ally, adversary, or a different military specialty). Imagine what their assumptions and preferences would be. Do this when interacting with a peer or a group. Actively combat moral disengagement (rationalizing that ethical standards do not apply) demonstrated by others: directly address instances when they fail to show concern for others.	
Legend:	IMI interactive media instruction	

WARRIOR ETHOS/SERVICE ETHOS

4-19. The Warrior Ethos refers to the professional attitudes and beliefs that characterize the American Soldier. It reflects a Soldier's selfless commitment to the Nation, mission, unit, and fellow Soldiers. DA Civilians, while not warfighters, embody the Warrior Ethos principles through a service ethos that integrates their conduct of duty with the same attitudes, beliefs, and commitment. The Warrior Ethos is developed and sustained through discipline, commitment to the Army Values, and pride in the Army's heritage. When lived by Soldiers and supported by DA Civilians, the Warrior Ethos is the foundation for the winning spirit that permeates the institution (see table 4-10 on page 4-10).

4-20. Embedded in the Soldier's Creed, the Warrior Ethos forms the foundation for the American Soldier's spirit and total commitment to victory, in peace and war, always exemplifying the ethical behavior and Army Values. Four elements compose the Warrior Ethos, where Soldiers—

- Put the mission first.
- Never quit.
- Refuse to accept defeat.
- Never leave a fellow American behind.

Table 4-10. Exemplifies the Warrior Ethos/Service Ethos

Strength Indicators		Need Indicators	
Consistently does what is right, professionally and ethically. Possesses mental toughness. Pride themselves on being a member of the Army. Provides Isolated Soldier Guidance to all.		Makes ethically questionable decisions. Avoids adversity. Does not take pride in being a member of the Army	
Underlying Causes			
Lacks self-discipline, confidence, composure, mental agility, or resilience. Does not align personal values with Army Values. Has a sense of entitlement. Overly self-centered. Improperly trained and non-proficient in warrior tasks and drills.			
Feedback	Check yourself: do you understand the Warrior Ethos/Service Ethos? In what situations will they be most difficult to follow and why?		
Study	Read Medal of Honor citations. Reflect on what the individuals did that exhibit this attribute component. How can you apply what you have learned in your life? Observe someone you feel exhibits this behavior well. Emulate those behaviors. Read relevant literature on military traditions and historic examples. Understand the Code of Conduct (Executive Order 10631) standards while in combat or in captivity. Access the Central Army Registry to complete L27 IMI–Fostering Team Unity.		
Practice	Find opportunities to highlight the importance and relevance of the Warrior Ethos. Share your story about commitment to your units and the Army.		
Legend:	IMI interactive media instruction		

DISCIPLINE

4-21. Discipline is a mindset for a unit or an organization to practice sustained, systematic actions to reach and promote a capability to perform its military function. Often this involves attending to organization and administration details, which are less urgent than an organization's key tasks, but necessary for efficiency and long-term effectiveness. Making the right choices involves discipline. Discipline is a reinforcing function to character. Self-discipline is everyone's responsibility, while leaders also are responsible for unit discipline. Development relies on self-discipline to put others' needs ahead of personal comfort and desires. The attribute discipline has a single component: Control personal behavior.

4-22. Discipline at the individual level is primarily self-discipline, the ability to control personal behavior. Discipline expresses what the Army Values require—willingly doing what is right (see table 4-11 on page 4-11).

Table 4-11. Control personal behavior

Strength Indicators		Need Indicators	
Able to make hard choices, especially putting the good of the organization ahead of themselves. Maintains physical fitness. Demonstrates punctuality and reliability. Applies disciplined initiative in absence of orders. Maintains standards for self and subordinates. Displays proper time management. Encourages positive behaviors and disciplines negative behaviors. Follows orderly practices in administrative, organizational, training, and operational duties.		Consistently takes the easy way even if better ways exist. Unreliable. Lacks physical fitness. Displays non-professional behavior. Tolerates others' inappropriate behavior. Inconsistently applies standard operating procedures. Views training as just another task to complete. Disorganized.	
Underlying Causes			
Failure to internalize Army Values and traditions. Lapses into complacency. Lacks the desire for excellence. Focuses on self-interest. Manages anger poorly. Lacks self-awareness and the ability to self-manage. Does not understand how favoritism undermines authority. Does not understand how to effectively communicate and enforce standards.			
Feedback		Reflect on instances where you wished you had acted differently with respect to Army Values. Identify the attitudes or triggers that may have contributed to the situation. Consider your actions in a recent assignment. Do you maintain self-discipline? Do you make the right choices rather than the easy choices? Are you reliable and punctual? Compare how you manage time to others. Do you get as much done as they do or more? Are you prioritizing and getting the most important tasks done on time?	
Study		Study the factors that prevent having good self-discipline (such as defense mechanisms, ego, restraint, or delayed gratification). Watch a role model demonstrate discipline. Ask how discipline is important to them, what are the pitfalls of slipping standards, how they maintain self-discipline. Review the “Discipline” exercise on the CAPL website and consider the facilitator questions. Think how you might incorporate what you learn into your life. Review the Inconvenient Discipline video exercise on the CAPL website and consider the facilitator questions. Access the Central Army Registry to complete L20 IMI–The Value of Self-Awareness and L21 IMI–Seeking and Delivering Face-to-Face Feedback. Study time management techniques. Implement methods to use time more efficiently. Review the counterproductive leadership modules on the CAPL website to identify, assess, and address counterproductive behaviors.	
Practice		Think how you might incorporate the principles from the study activities. Practice taking various actions to act on those principles and creating good habits. Deliberately choose to adhere to the Army Values and other expected behavior. Take notes from the feedback and study steps about ways to improve controlling your behavior. Incorporate different actions to improve your routines. As you perform your duties, consider how others would view your discipline if they were aware of your thoughts or actions.	
Legend: CAPL Center for the Army Profession and Leadership IMI interactive media instruction			

HUMILITY

4-23. Humility, as an attribute of an Army leader's character, is the absence of arrogance. To be a leader, one must be confident and competent. Effective leaders temper confidence with humility. However, it is often

difficult to judge one's own humility. Humility is a subjective perception based on a leader's behaviors and interpretations differ based on cultural or gender context. The attribute humility has one component: Seek feedback and explore personal performance (see table 4-12).

4-24. Humility exists on a continuum. Effective leaders exhibit an appropriate degree of humility. Others view a leader who expresses excess humility as being meek, timid, or overly passive. Conversely, others consider a leader who expresses too little humility as overconfident or arrogant. A leader lacking self-confidence may feel the need to hide any perception of weakness and may display arrogant behavior as a result while a self-confident individual is free to demonstrate humility. A leader who expresses too much or too little humility lacks self-awareness. This, in turn undermines confidence in the leader's ability to make good decisions and achieve success.

Table 4-12. Seek feedback and explore personal performance

Strength Indicators		Need Indicators	
A willing learner. Works toward something more important than self. Understands that they are part of a larger organization. Demonstrates accurate self-awareness.		Expressing too much humility can come across as meek, timid, or passive. Expressing too little humility is seen as being overconfident and arrogant.	
Underlying Causes			
Characteristically arrogant, egotistical, and self-centered. Unaware of personal limitations and abilities. Unwarranted and excessive self-confidence. Weak ego, unwilling or unable to deal with failures due to self. Lacks self-confidence and feels the need to hide any perception of weakness.			
Feedback		Explore your performance. Be willing to accept success and failure as possible outcomes and learn from both. Seek out input and feedback from others. Encourage active and honest input on performance and see this as a learning tool.	
Study		Access the Central Army Registry to complete L20 IMI–The Value of Self-Awareness, L21 IMI–Seeking and Delivering Face-to-Face Feedback.	
Practice		Develop new habits that focus less on self: referring to the team’s efforts, using we or them more than I and me, deflecting personal recognition,	
Legend: IMI interactive media instruction			

MILITARY AND PROFESSIONAL BEARING

4-25. Army leaders are expected to look and act as professionals. Soldiers and DA Civilians displaying an unprofessional appearance do not send a professional message. The attribute military and professional bearing has two components:

- Possess a commanding presence.
- Project a professional image of authority.

POSSESS A COMMANDING PRESENCE

4-26. Professional appearance and competence command respect. The impression a leader makes on others contributes to their success in leading. This impression is the sum of a leader's outward appearance, demeanor, actions, and words (see table 4-13 on page 4-13).

Table 4-13. Possess a commanding presence

Strength Indicators		Need Indicators	
Interacts with others professionally. Projects self-confidence. Physically fit.		Unprofessional in interactions with others. Demonstrates a timid outward appearance. Physically unfit.	
Underlying Causes			
Lacks self-confidence. Lacks self-esteem. Professionally inexperienced. Does not engage in a regular physical fitness program. Does not practice holistic wellness: nutrition, fitness, rest, or positive relationships.			
Feedback	Ask a peer with good command presence to observe your performance (such as briefing, speaking during formation). Ask for feedback on what went well and where to improve.		
Study	Observe someone you feel exhibits this behavior well. Determine why you feel that way; emulate those behaviors. Assess your physical fitness level. Use the unit physical training program or a personal exercise program to attain personal fitness goals. Access the Central Army Registry to complete L20 IMI–The Value of Self-Awareness and L21 IMI–Seeking and Delivering Face-to-Face Feedback.		
Practice	Work on always maintaining your professional bearing (especially in front of subordinates). Remember that while presence might be difficult to achieve, unprofessional behavior easily undermines it.		
Legend:	IMI interactive media instruction		

PROJECT A PROFESSIONAL IMAGE OF AUTHORITY

4-27. To command the respect of those led, a leader's appearance must demonstrate their ability to lead themselves. A professional appearance and demeanor, as well as displays of competence, demonstrates a leader is ready to lead others (see table 4-14).

Table 4-14. Project a professional image of authority

<i>Strength Indicators</i>		<i>Need Indicators</i>
Dress is professional and tidy. Knowledgeable in the areas they lead. Comfortable delegating.		Dress is sloppy. Physically unfit. Lacks requisite competence.
<i>Underlying Causes</i>		
Lacks self-discipline. New to the field or technical area. Lacks interpersonal skills.		
<i>Feedback</i>	Observe someone you feel exhibits this behavior well. Determine why you feel that way; emulate those behaviors.	
<i>Study</i>	Considering the reactions other leaders receive in terms of their image, how do your actions compare? What can you adopt or avoid to improve? Access the Central Army Registry to complete L20 IMI–The Value of Self-Awareness, L21 IMI–Seeking and Delivering Face-to-Face Feedback.	
<i>Practice</i>	Know your duties and stay current so that you project competence in everyday activities. Practice following the actions identified by your study efforts. Ensure your dress and appearance meet Army standards.	
Legend:	IMI interactive media instruction	

FITNESS

4-28. While in garrison, home station, training, or deployed, the Holistic Health and Fitness System provides methods to integrate physical training programs, develop essential sleep tactics, establish better food

environments, strengthen cognition, and enhance spiritual readiness—all of which are foundational to unit readiness. A comprehensive holistic health and fitness system will optimize both individual performance and operational readiness, as well as prevent performance degradation and injuries over time. The attribute fitness has one component: Have sound health, strength, and endurance.

4-29. The physical demands of leadership, deployments, and continual operations can erode more than physical attributes. Physical fitness and adequate rest support cognitive functioning and emotional stability, both essential for sound leadership (see table 4-15). If not physically fit before deployment, the effects of additional stress compromise mental and emotional fitness as well.

Table 4-15. Have sound health, strength, and endurance

Strength Indicators		Need Indicators	
Scores high in physical fitness tests. Demonstrates emotional stability. Capable of working effectively for extended periods. Demonstrates balance in the non-physical domains of nutrition, mental, spiritual, and sleep readiness.		Does not meet physical testing requirements. Easily affected by stressful events. Does not handle stress well. Lacks energy.	
Underlying Causes			
Lacks self-discipline. Allows Soldier mindset to wane while in garrison. Experiences low morale or motivation. Does not possess holistic health and fitness readiness: physical, nutrition, mental, spiritual, or sleep. Does not handle stress well.			
Feedback	Consider your health and endurance level and your body's reaction to high or prolonged stress. Compare yourself to others on these factors.		
Study	Consult FM 7-22 for strategies and exercises to help maintain physical and non-physical domain fitness. Access the Central Army Registry to complete L20 IMI–The Value of Self-Awareness.		
Practice	Set realistic and attainable fitness goals to meet and exceed physical fitness standards. Find a peer with similar physical abilities and motivate each other with friendly competition.		
Legend:	FM field manual IMI interactive media instruction		

CONFIDENCE

4-30. Confidence is important for both leaders and teams. Confident leaders demonstrate composure, which helps Soldiers mitigate self-doubt while reducing team anxiety.

4-31. The attribute *confidence* has two components:

- Project self-confidence and certainty in the unit's ability to succeed in its missions.
- Demonstrate composure through control over personal emotions.

PROJECT SELF-CONFIDENCE AND CERTAINTY

4-32. While confident leaders yield confident Soldiers (see table 4-16 on page 4-15), excessive confidence or pride can be as detrimental as too little confidence. Both extremes impede learning and adaptability in the unit's ability to succeed in its missions.

Table 4-16. Project self-confidence and certainty

<i>Strength Indicators</i>		<i>Need Indicators</i>
Demonstrates trust in unit members' abilities. Takes risks. Enthusiastic about the mission.		Micromanages others. Hesitates to accept increasing responsibilities. Risk averse.
<i>Underlying Causes</i>		
Lacks requisite tactical or technical competence. Insecure; lacks experience. Allows previous failures to negatively affect current situation. Hesitant to trust others; cannot let go of work, must control everything.		
<i>Feedback</i>	Reflect on how effective you are in leading others in completing specific tasks: how confident are you in those situations? Assess these indicators: composure, taking initiative, speaking with authority, decisive, receptive to feedback and correction, and willing to learn.	
<i>Study</i>	Observe someone you feel exhibits this behavior well. Determine why you feel that way; emulate those behaviors. Access the Central Army Registry to complete L20 IMI–The Value of Self-Awareness and L21 IMI–Seeking and Delivering Face-to-Face Feedback.	
<i>Practice</i>	Know your duties and stay current so that you are competent in your everyday activities. Use body posture to demonstrate confidence (open stance, lean into conversations—not away, maintain eye contact) and use clear, distinct speech.	
Legend:	IMI interactive media instruction	

DEMONSTRATE COMPOSURE THROUGH CONTROL OVER PERSONAL EMOTIONS

4-33. Composure consists of feelings of calmness or being in control in any situation, even under stress or with little information. Leaders exhibiting composure model confidence for subordinates (see table 4-17).

Table 4-17. Demonstrate composure through control over personal emotions

Strength Indicators		Need Indicators
Maintains composure when faced with adversity. Decisive. Handles disagreements professionally, treats them as valuable discourse.		Loses cool or becomes confused when faced with adversity. Is indecisive. Avoids confrontation and disagreements.
Underlying Causes		
Insecure. Lacks requisite experience; Allows previous failures to negatively affect current situation. Lacks self-awareness and the ability to self-manage.		
Feedback	Reflect on times when you became agitated. Identify the triggers for any anxiety. What was different from when you were composed?	
Study	Consider a negative role model who did not demonstrate composure. How were their decisions and unit affected? How did others perceive them? How would you have acted? Think of a disagreement that led to a positive outcome. What made the situation positive rather than detrimental? How can you emulate this behavior? Access the Central Army Registry to complete L20 IMI–The Value of Self-Awareness, L21 IMI–Seeking and Delivering Face-to-Face Feedback, L28 IMI–Managing Difficult Behavior, L21 IMI–Navigating Contentious Conversations. Think how to incorporate what you learn. Review the counterproductive leadership modules on the CAPL website to identify, assess, and address counterproductive behaviors to prepare for interpersonal conflict.	
Practice	Staying composed can be challenging so practice thinking what you would do when encountering difficult, stressful situations. Practice incorporating staying professional and composed in easier, safer situations moving gradually to more stressful, higher risk situations.	
Legend:	CAPL Center for the Army Profession and Leadership IMI interactive media instruction	

RESILIENCE

4-34. Resilience is essential when pursuing mission accomplishment. Regardless of the working conditions, a strong personal attitude helps prevail over adverse external conditions. When things go badly, a leader must draw on inner reserves to persevere. The attribute resilience has one component: Recover quickly from adversity stress while maintaining focus (see table 4-18).

4-35. Resilient leaders learn and grow from experiencing adversity and use that growth to ensure positive outcomes for mission accomplishment. Adversity comes in many formats: setbacks, shock, injuries, and stress are only a few.

Table 4-18. Recover quickly from adversity while maintaining focus

<i>Strength Indicators</i>	<i>Need Indicators</i>
Treats adversity as a welcome challenge. Believes in personal ability to affect outcomes. Perceives adversity and challenge as opportunities for growth.	Consistently stressed. Avoids difficult situations. Lacks self-confidence.
<i>Underlying Causes</i>	
Lacks proper stress management skills. Physically unfit. Hindered by a previous trauma. Does not practice holistic health and fitness readiness: physical, nutrition, mental, spiritual, or sleep.	
<i>Feedback</i>	Use a resilience self-assessment to think about factors that keep you from being affected negatively by stressors and how readily you bounce back from difficulties.
<i>Study</i>	Use resources from the Army Resilience Directorate to understand more about resilience, coping strategies, and managing daily stressors. Explore the Master Resilience Training Program to engage in self-awareness, self-regulation, optimism, mental agility, character, and connections.
<i>Practice</i>	Turn resilience into everyday habits by incrementally trying and adopting the associated competencies for resilience.

MENTAL AGILITY

4-36. Mental agility is a flexibility of mind that allows leaders to adapt to uncertain or changing situations. Agility allows leaders to anticipate changing situations and think through second- and third-order effects. Mentally agile leaders develop and implement alternative approaches when current actions are not producing the desired results. Adaptation involves knowing or deciding whether to adapt, what to adapt to, over what timeframe to adapt, and how to adapt. Adaptability is enabled by—

- Recognizing the need for change or recognize a need to act.
- Knowing the cues that point to real, meaningful differences and cause-effect relationships.
- Having a keen ability to discriminate among environmental cues.
- Having flexible knowledge triggered from different cues. Useful knowledge is likely structured in modular chunks that can recombine in new ways. Understanding the principles and theory behind facts contributes to applying knowledge in novel ways. This characteristic is cognitive flexibility.
- Seeing multiple sides of an issue and a drive to work toward the best one. Often, multiple sides need integration to derive the best perspective. Openness, seeing opposites, selecting the best of opposing approaches, designing compromise, or resolving contradictions aid integration.
- Thinking in reverse time. This involves being able to think from a desired end state through the prior steps that reach it. It may involve going from constraints or possibilities to figure what is doable, what are plausible goals.
- Handling multiple lines of thought. Involves tracking numerous issues or questions, prioritizing among them, remembering lesser issues while maintaining an overarching perspective, and returning to think about lesser issues when time is available.

- Changing perspective. Referred to as decentering, this involves an ability to move away from one's center or viewpoint to overcome thinking obstacles and blind spots.
- Thinking in progressively deeper ways. Involves thinking at the right level of depth and breadth that optimize effort on thinking to match the gravity of the situation.
- Predicting. Involves going beyond first-order or obvious meaning, to broaden thinking to future classes of situations.
- Visualizing and conceptualizing. Involves ability to imagine complex or unusual relationships, possibilities, or unforeseen consequences and relationships.
- Thinking holistically. Involves seeing wholes, sets of relationships and interactions, instead of analytical, decomposed, individual, or isolated parts. Relates to an ability to "see" in dynamics—moving pictures—instead of a static snapshot.
- Mentally simulating what could happen. Mental simulation is mentally constructing and thinking through a model of a problem, situation, or potential solution to determine important relationships. The process gauges how much action or resources it takes to create a noticeable difference in an outcome.

4-37. The attribute *mental agility* has three components:

- Develop mental flexibility.
- Anticipate or adapt to uncertain or changing situations.
- Apply multiple perspectives and approaches.

DEVELOP MENTAL FLEXIBILITY

4-38. A key component of being mentally agile is the ability to recognize when standard or historical means are no longer achieving the desired ends. Mentally agile leaders develop, evaluate, and implement alternative approaches (see table 4-19).

Table 4-19. Develop mental flexibility

Strength Indicators		Need Indicators	
Develops innovative ideas for accomplishing tasks. Recognizes when current actions do not produce desired results. Implements alternative approaches.		Persists with ineffective approaches. Does not learn from mistakes.	
Underlying Causes			
Does not engage in critical thinking. Lacks confidence needed to challenge established methods. Unable to access data or feedback regarding current approach efficacy. Arrogant or overly self-centered.			
Feedback	Review personal proficiency indicators on cognitive tests. How ready and willing are you to engage in critical thinking in daily situations?		
Study	Observe someone you feel exhibits this behavior well. Determine why you feel that way; emulate those behaviors. Review ATP 5.0-1 for information on critical thinking concepts. Using systems thinking allows you to apply your strengths, improve your focus, and carefully frame situations and problems. Access the Central Army Registry to complete L17 IMI–Leadership Decision Making or L18 IMI–Being an Adaptable Leader in Times of Change.		
Practice	Look for diverse perspectives; attempt to integrate several into your thinking processes.		
Legend: ATP Army techniques publication IMI interactive media instruction			

ANTICIPATE OR ADAPT TO UNCERTAIN OR CHANGING SITUATIONS

4-39. When achieving the mission, mentally agile leaders must recognize a need for change, figure out what should change, and implement that change (see table 4-20). Leaders do not do this in a vacuum—they include the team.

Table 4-20. Anticipate or adapt to uncertain or changing situations

Strength Indicators		Need Indicators
Challenges key assumptions about decisions or plans. Considers alternatives to achieve a goal or mission. Seeks others' input to achieve goals or missions.		Does not consider alternative explanations. Does not solicit input from others. Repeats the same mistake more than once.
Underlying Causes		
Does not engage in critical thinking. Does not trust personal abilities to improve tactics, techniques, or procedures. Adheres strictly to traditional approaches. Arrogant, overly self-centered.		
Feedback	Reflect on your comfort with uncertainty. When confronted with uncertainty, do you freeze or choose swiftly and decisively? Do you second-guess yourself?	
Study	Observe someone you feel exhibits this behavior well. Determine why you feel that way; emulate those behaviors. Identify the most relevant change triggers in a selected situation and consider possible unexpected consequences. Learn about contingency planning and the value of thinking ahead; consider most likely and most dangerous aspects, possible problems and consequences, and ways to prevent or respond to the changes. Review ATP 5.0-1 for information on critical thinking concepts. Access the Central Army Registry to complete L17 IMI-Leadership Decision Making and L18 IMI-Being an Adaptable Leader in Times of Change.	
Practice	Practice critical thinking and contingency planning until they become habitual.	
Legend: ATP Army techniques publication IMI interactive media instruction		

APPLY MULTIPLE PERSPECTIVES AND APPROACHES

4-40. Critical thinking and mental agility require examining problems in depth from multiple viewpoints (see table 4-21). The best way to examine a problem from multiple perspectives is including others' diverse views, opinions, and ideas.

Table 4-21. Apply multiple perspectives and approaches

<i>Strength Indicators</i>		<i>Need Indicators</i>
Seeks others' input; asks questions on their perspective. Engages in group brainstorming. Tries to see situations from others' viewpoint.		Does not seek input. Rigidly adheres to established methods. Makes decisions unilaterally.
<i>Underlying Causes</i>		
Believes they know best; Lacks trust in subordinates, peers, or seniors. Fears appearing incompetent. Arrogant, overly self-centered. Does not understand, appreciate, or value the strength of diversity of thought and culture.		
<i>Feedback</i>	Compare how you approach problems to someone else you feel exhibits this attribute component well. Determine why you feel that way and emulate those behaviors.	

Table 4-21. Apply multiple perspectives and approaches (continued)

Study	Observe someone you feel exhibits this behavior well. Determine why you feel that way; emulate those behaviors. Try taking multiple perspectives (such as what you or someone else would typically do, what an enemy wants, etc.). What can you learn from switching perspectives? Review ATP 5.0-1 for information on critical thinking concepts. Access the Central Army Registry to complete L13 IMI–Seeking and Incorporating Diverse Ideas.
Practice	Find opportunities (in non-hostile environments) to practice asking for and incorporating multiple perspectives into your decision-making process.
Legend: ATP Army techniques publication IMI interactive media instruction	

SOUND JUDGMENT

4-41. Sound judgment requires the ability to assess situations, draw rational conclusions, form educated opinions, make reliable estimates, and make sensible decisions. Problem solving, critical and creative thinking, and ethical reasoning are thought processes involved in understanding, visualizing, and directing.

4-42. Leaders draw on their knowledge and expertise in the context of each part of a problem. However, most situations have incomplete knowledge. Thinking is a technique to identify gaps in knowledge. Referencing past experiences can facilitate a new way of framing (seeing or structuring) a problem or a solution. Leaders test ideas through visualization or a war-gaming process. The thought process judges how well ideas meet goals. (See ATP 5-0.1 for information on the Army design methodology.)

4-43. The attribute sound judgment has two components:

- Assess situations and draw sound conclusions.
- Form sound opinions, sensible decisions, and reliable guesses.

ASSESS SITUATIONS AND DRAW SOUND CONCLUSIONS

4-44. Assessing situations shrewdly often requires leaders to juggle facts, questionable data, and intuition to arrive at conclusions (see table 4-22). It requires transforming knowledge and information into understanding.

Table 4-22. Assess situations and draw sound conclusions

Strength Indicators	Need Indicators
Synthesizes multiple information streams. Questions information validity. Looks for problem root causes. Understands enemy weaknesses and determines how to exploit them.	Makes uninformed decisions. Is reactive rather than proactive in solving problems. Does not demonstrate a strong understanding of situations.
Underlying Causes	
Cannot access multiple information streams. Lacks critical thinking skills. Unfamiliar with methods to assess strengths and weaknesses in any situation. Lacks experience assessing complex situations. Lacks self-awareness and the ability to self-manage.	
Feedback	Reflect on an improper decision based on lack of situational understanding. What could have been done differently to fix the situation? How did lack of quality information or situational awareness affect the decision-making process?
Study	Review ATP 5.0-1 for information on critical thinking concepts. Access the Central Army Registry to complete L17 IMI–Leadership Decision Making, L18 IMI–Being an Adaptable Leader in Times of Change, and L22 IMI–Enabling Subordinates Using Mission-Focused Delegation.

Table 4-22. Assess situations and draw sound conclusions (continued)

Practice	Conduct exercises in critical thinking with team members to ensure you and team members hone critical-thinking skills.
	Use troop leading procedures and the Military Decision Making Process without abbreviating steps unnecessarily; knowing the purpose and value of each step informs better preparation to adapt or improvise.
Legend: ATP Army techniques publication IMI interactive media instruction	

FORM SOUND OPINIONS, SENSIBLE DECISIONS, AND RELIABLE GUESSES

4-45. Good judgment directs individuals toward the best decision for the situation. Good judgment supports forming sound opinions, sensible decisions, and reliable guesses (see table 4-23).

Table 4-23. Form sound opinions, sensible decisions, and reliable guesses

Strength Indicators		Need Indicators
Considers consequences of decisions. Consults sources that aid judgment. Makes educated guesses to fill information gaps. Decisions align with the resources available.		Does not consider situational context. Does not seek other information sources. Does not consider effect of incorrect decisions or develop contingency plans.
Underlying Causes		
Lacks experience in operational context. Driven to maintain an impression of competence. Does not recognize limits of own perspective. Lacks self-awareness and the ability to self-manage.		
Feedback	Discuss decision-making processes with someone who exhibits sound judgment. What information sources do they use to make decisions? How would they improve a situation if possible? Reflect on your judgment and decision-making limitations. Consider when you made decisions lacking adequate information. How would your decision change with proper information? Would you have changed your actions to fix the situation?	
Study	Review ATP 5.0-1 for information on critical thinking concepts. Access the Central army Registry to complete L17 IMI–Leadership Decision Making and L18 IMI–Being an Adaptable Leader in Times of Change.	
Practice	Use AAR techniques adapted to personal reflection: identify what happened, causes, how your situation assessments and decisions affected outcomes, and where better assessments and choices could have been made.	
Legend: ATP Army techniques publication IMI interactive media instruction		

INNOVATION

4-46. Innovation is the ability to introduce something new when needed or as opportunities exist. Innovative leaders tend to be inquisitive and good problem solvers.

4-47. The attribute innovation has two components:

- Introduce new ideas based on opportunity or challenging circumstances.
- Produce novel and appropriate ideas and objects.

INTRODUCE NEW IDEAS BASED ON OPPORTUNITY OR CHALLENGING CIRCUMSTANCES

4-48. Opportunity can present itself as a challenge. Innovative leaders are alert to new or challenging conditions where innovation can produce better outcomes (see table 4-24 on page 4-21).

Table 4-24. Introduce new ideas based on opportunity or challenging circumstances

Strength Indicators		Need Indicators	
Readily offers new ideas. Strives to improve the Army's capabilities. Regarded as a creative person. Identifies improvements to standard operating procedures.		Persists with ineffective methods. Does not generate or offer new ideas. Blind to shortcomings of existing practices.	
Underlying Causes			
Does not feel free to innovate. Feels that highly structured tasks do not offer chance for innovation. Does not have a propensity for creativity.			
Feedback	When new challenges arise, how often does the team consider your ideas? Consider the extent your innovative ideas are relevant to the situation.		
Study	Identify an innovative thinker and attempt to emulate their actions. How do they identify opportunities for innovation? Read how military leaders, inventors, and public figures deal with unusual situations. Access the Central Army Registry to complete L13 IMI–Seeking and Incorporating Diverse Ideas.		
Practice	Engage in collaborative brainstorming sessions when solving problems. Practice thinking critically about recurring problems, using different perspectives to study elements of the problem and what may lead to new approaches.		
Legend:	IMI interactive media instruction		

PRODUCE NOVEL AND APPROPRIATE IDEAS AND OBJECTS

4-49. Innovation requires creativity, critical thinking, and motivation. Innovative leaders demonstrate their creativity through new ideas and solutions (see table 4-25).

Table 4-25. Produce novel and appropriate ideas and objects

<i>Strength Indicators</i>		<i>Need Indicators</i>	
Presents novel ideas that are feasible within the situation and resources. Provides ideas to measure innovation effectiveness. Solution-oriented.		Suggests ineffective approaches. Generally silent when others seek input. Uses military history and tradition inappropriately to guide solutions.	
<i>Underlying Causes</i>			
Uses military history and tradition inappropriately to guide solutions. Works in a climate where innovation is not promoted. Feels duties are overly structured with little room for innovation.			
<i>Feedback</i>	Reflect on your propensity for creativity and identify what prompts you to exhibit this.		
	When have you been most creative? What drove you to be creative? What was the outcome?		
	How well can you identify a problem's key aspects?		
	How easily can you develop unusual solutions to old and new problems?		
<i>Study</i>	Observe someone you feel exhibits this behavior well. Determine why you feel that way; emulate those behaviors.		
	Access the Central Army Registry to complete L13 IMI–Seeking and Incorporating Diverse Ideas.		

Table 4-25. Produce novel and appropriate ideas and objects (continued)

Practice	<p>Represent the problem and situation in a diagram and look for insights about causes and effects. List as many ideas you can for dealing with a situation without judging at first how well they would work—the more ideas the better.</p> <p>Approach the problem as if thinking like the enemy or a different career field. What might they do to solve the problem?</p> <p>Challenge assumptions and facts about the situation. Consider if something else were true or what it would take to have something else true.</p> <p>Start thinking with the desired outcome and work backwards to see how to create that outcome.</p>
Legend:	IMI interactive media instruction

INTERPERSONAL TACT

4-50. Interpersonal tact is the ability to interact effectively and productively with others. The attribute *interpersonal tact* has four components:

- Recognize diversity and display self-control, balance, and stability.
- Understand interactions with others.
- Be aware of how others see you and sense how to interact effectively.
- Acknowledge character, reactions, and motives and how they affect interactions.

RECOGNIZE DIVERSITY AND DISPLAY SELF-CONTROL, BALANCE, AND STABILITY

4-51. Background, schooling, race, religion, and other factors shape Soldiers and DA Civilians. This diversity provides a competitive advantage for our Army. Treating everyone fairly and respectfully sets conditions for a positive environment. An Army leader's ability to recognize this diversity and demonstrate self-control, balance, and stability greatly affects their interactions with others (see table 4-26).

Table 4-26. Recognize diversity and display self-control, balance, and stability

Strength Indicators	Need Indicators
<p>Appreciates team differences, qualifications, contributions and potential and employs individuals accordingly.</p> <p>Creates an environment where subordinates know they are valued for their talents, contributions, and differences.</p> <p>Speaks clearly under pressure.</p>	<p>Employs team members in a manner inconsistent with their strengths.</p> <p>Ignores different capabilities, talents, and qualifications in the team.</p> <p>Fails to use team diversity to see other perspectives or alternate solutions.</p>
Underlying Causes	
<p>Does not recognize or value diversity.</p> <p>Inexperienced working with diverse groups.</p> <p>Unfamiliar with how to employ unique talents.</p> <p>Does not understand, appreciate, or value the strength of diversity of thought and culture.</p> <p>Does not recognize personal biases regarding diversity and those different from themselves.</p>	
Feedback	<p>Identify personal biases that may interfere with equitable treatment across age, gender, race, ethnicity, regional, or other demographic differences.</p> <p>Conduct a command climate survey or review recent results. Look for evidence of unfair treatment or discrimination patterns that might reflect on personal attitudes.</p> <p>Reflect on what steps you took if a harassment or discrimination incident occurred, or what you would have done for some other situation you observed.</p>

Table 4-26. Recognize diversity and display self-control, balance, and stability (continued)

Study	<p>What are your possible biases? Consider ways to monitor yourself to control or eliminate them. Emulate a role model who demonstrated the desired traits and attitudes to support diversity. Consider both good and bad role models for diversity: What did they do that worked and what did not? What should be avoided?</p> <p>Access the Central Army Registry to complete L20 IMI—The Value of Self-Awareness. Refer to <i>Creates a Positive Environment</i> section to identify other useful ways to study and practice.</p>
Practice	<p>Take explicit actions in your unit to establish a positive climate around diversity, equity, and inclusion.</p> <p>Identify any target areas to address based on command climate survey results and regularly reflect on how your attitudes are shaping your actions and how others see you.</p>
Legend: IMI interactive media instruction	

UNDERSTAND INTERACTIONS WITH OTHERS

4-52. Being able to effectively interact with others requires leaders to understand the inputs and outcomes of the interaction (see table 4-27).

Table 4-27. Understand interactions with others

<i>Strength Indicators</i>		<i>Need Indicators</i>
Can summarize others' messages.		Naïve to others' emotional states.
Engages in active listening.		Incorrectly interprets messages.
Comprehends others' emotional state before, during, and after interactions.		Seems inattentive during discussions.
		Experiences miscommunications repeatedly.
<i>Underlying Causes</i>		
Fails to appreciate others' perspective.		
Lacks listening skills.		
Lacks contextual understanding of the situation.		
Overly self-centered and lacks empathy—cannot or will not focus on others.		
Lacks mutual respect.		
<i>Feedback</i>	Reflect on formal exchanges like receipt of orders and performance counseling. Assess how well you were understood and how well you understood your superior.	
	Reflect on informal exchanges. Consider tangible and intangible indicators of effective communications and rapport: Are you in accord? Do you have to repeat yourself in different ways to get your points across?	
<i>Study</i>	Examine research and literature on perspective-taking skills and identify best practices.	
	Access the Central Army Registry to complete L19 IMI–Building Working Relationships Across Boundaries and L25 IMI–Beyond People Skills: Leveraging your Understanding of Others.	
	Think how you might incorporate what you learn.	
<i>Practice</i>	Practice active listening skills in everyday interactions.	
	Place extra attention on establishing good rapport.	
Legend:	IMI interactive media instruction	

BE AWARE OF HOW OTHERS SEE YOU AND SENSE HOW TO INTERACT EFFECTIVELY

4-53. A key part of interpersonal tact is being able to put oneself in another person's shoes to see things from their perspective (see table 4-28 on page 4-24). When a leader understands how others perceive them, that leader can more effectively adjust their communication style.

Table 4-28. Be aware of how others see you and sense how to interact effectively

<i>Strength Indicators</i>		<i>Need Indicators</i>	
Adjusts communication style to the audience.		Does not adjust communication style to the audience.	
Attends to others' non-verbal communication during interactions.		Does not form common understanding.	
Checks that messages were interpreted as intended.		Naïve to others' non-verbal communication during interactions.	
<i>Underlying Causes</i>			
Fails to take others' perspective.			
Fails to anticipate differences stemming from diversity.			
Lacks experience.			
Lacks awareness of others' attitudes and situations.			
<i>Feedback</i>	Leadership assessment feedback provides information about how others see and interact with you. If available, use the feedback report to compare your ratings to others' ratings.		
<i>Study</i>	Develop awareness of non-verbal cues to help determine when an audience does not understand the message. This helps tailor communication styles to an audience.		
	Study the literature on perspective taking to learn about these important skills.		
	Think about your behaviors and others' perceptions of them. Would subordinates, peers, or leaders see you as someone who tries to see things from their viewpoint? If not, why is that the case? What changes could you make to improve in this area?		
	Access the Central Army Registry to complete L20 IMI–The Value of Self-Awareness.		
<i>Practice</i>	Check an audience's understanding on a frequent basis by asking what they heard you say and what their thoughts are regarding the discussion.		
Legend: IMI interactive media instruction			

ACKNOWLEDGE CHARACTER, REACTIONS, AND MOTIVES AND THEIR EFFECTS

4-54. People have hopes, fears, concerns, and dreams. It is important to understand that emotional energy sparks motivation and facilitates interpersonal tact (see table 4-29). Understanding the character, reactions, and motives of yourself and others contributes to positive relations.

Table 4-29. Acknowledge character, reactions, and motives and their effects

<i>Strength Indicators</i>		<i>Need Indicators</i>
Recognizes that individuals have unique hopes, fears, concerns, and aspirations. Anticipates how individual differences affect interactions. Uses understanding of individual differences to adjust communication style and influence others.		Inattentive to individual differences and their effect on interactions. Does not leverage understanding of individual differences to influence others. Inadvertently offends or demeans diverse others.
<i>Underlying Causes</i>		
Fails to take others' perspective. Fails to anticipate differences stemming from diversity. Lacks experience in interpersonal situations. Overly self-centered. Lacks self-awareness and the ability to self-manage. New to a unit and has not established personal relationships with team members.		
<i>Feedback</i>	Review available leadership assessment reports or initiate a multisource assessment. Reflect on differences in what you believe is important and what others believe.	
<i>Study</i>	Look for beneficial outcomes in differences between what you and others value. Access the Central army Registry to complete L20 IMI–The Value of Self-Awareness and L25 IMI–Beyond People Skills: Leveraging Your Understanding of Others.	

Table 4-29. Acknowledge character, reactions, and motives and their effects (continued)

Practice	Get to know your Soldiers. Why are they in the Army? What are their career goals? Knowing this helps understand their motivations and ways those motivations might affect their actions. Conduct a climate survey to understand the unit's climate around diversity. Leaders can say or do things that others consider demeaning without intending to do so.
Legend:	IMI interactive media instruction

EXPERTISE

4-55. Expertise is the specialized knowledge and skills developed from experience, training, and education. The attribute *expertise* has one component: Possess relevant facts, beliefs, logical assumptions and understanding (see table 4-30).

Table 4-30. Possess relevant facts, beliefs, logical assumptions, and understanding

Strength Indicators	Need Indicators
Can accomplish objectives through military means. Demonstrates knowledge of technically specialized functions or systems. Demonstrates understanding of division/corps/theater/joint organizations. Demonstrates understanding of applicable Army and joint doctrine.	Lacks tactical competence. Lacks specialized technical competence. Lacks an understanding of division/corps/theater/joint organizations. Lacks knowledge of applicable Army and joint doctrine. Overwhelmed by technical jargon and terms.
Underlying Causes	
Removed from tactical training for some time. Has not had the developmental opportunities to develop specific technical expertise. Lacks desire to study doctrine or distrusts doctrine. Lacks experience in division/corps/theater/joint environments.	
Feedback	Seek out domain experts and use them to assess the breadth and depth of your knowledge.
Study	Maintain relevant knowledge within your specific area by studying relevant sources. Adopt a growth mindset to acquire career field knowledge. Although deliberate learning and continual practice require time and seem to produce the slowest results, they produce the greatest expertise. Use multiple sources to enhance your knowledge and skill. Actively engage new learning materials; actively think about what it means and how it would apply to real situations.
Practice	Look for opportunities to practice using your knowledge on a regular basis. This refines and assimilates the knowledge into memory, making recall easier when needed.

LEADS OTHERS

4-56. Leaders motivate, inspire, and influence others to take initiative, work toward a common purpose, accomplish critical tasks, and achieve organizational objectives. Influence focuses on motivating and inspiring others to go beyond their individual interests and focus on contributing to the mission and the team's common good. The *leads others* competency has four components:

- Uses appropriate influence methods to energize others.
- Provides purpose.
- Enforces standards.
- Balances mission and followers' welfare.

USES APPROPRIATE INFLUENCE METHODS TO ENERGIZE OTHERS

4-57. Army leaders can draw on multiple techniques to influence others ranging from obtaining compliance to building commitment to a cause or organization. Specific techniques for influence fall along a continuum including pressure, legitimate requests, exchange, personal appeals, collaboration, rational persuasion, apprising, inspiration, participation, and relationship building (see ADP 6-22 for more information). To

succeed in creating true commitment, leaders determine the proper influence technique based on the situation and individuals involved. Keep in mind that the influence effects are not often instantaneous. It may take time before seeing positive, enduring results (see table 4-31).

Table 4-31. Uses appropriate influence methods to energize others

Strength Indicators		Needs Indicators
Assesses the situation and determines the best influence technique to foster commitment. Considers the mission when exerting influence. Uses positive influence to do what is right. Uses pressure only when the stakes are high, time is short, and attempts at achieving commitment are not successful.		Uses a single or limited number of influence techniques for all influence without considering the circumstances or individuals involved. Coerces or manipulates the situation for personal gain. Subordinates return several times to clarify what to do. Demonstrates abusive, cruel, or erratic behaviors to motivate others.
Underlying Causes		
Lacks understanding of those to be influenced (values, needs, or opinions). Lacks awareness of likely effects (advantages and disadvantages) of influence techniques on others. Does not match the appropriate influence technique to the individual and does not factor in contextual causes (such as high operating tempo, significant stress, speed of situational changes). Focus on personal gain and accomplishment rather than doing what is right for the Army and the unit. Too forceful or not forceful enough when applying influence techniques. Belief that collaborative or rational approaches to gaining desired behavior weakens personal authority. Overly directive, relies on formal authority and rank to move others to action.		
Feedback	Conduct reviews with team members and subordinates; listen for clues on the style and method of influence that works best for the team.	
	Periodically speak with subordinates to ensure your influence creates a positive environment and aligns with Army expectations.	
	Complete a self-assessment to understand the way you operate and its effect on your approach and style of influence.	
	Talk to subordinates about what influence they find most effective with certain tasks.	
Study	Proactively seek information to understand what is important to those you are trying to influence. Create the message to address the stakeholder's key needs and concerns.	
	Identify the appropriate influence technique by analyzing the criticality and time available for obtaining the desired behavior and the disposition of those you seek to influence.	
	Observe and analyze different ways that you influence others noting what seems most effective for different tasks, situations, and individual dispositions.	
	Consider the stresses, obligations, interests, values, and dispositions of those you are trying to influence. Choose influence techniques to produce the best results in these situations.	
	Ensure the influence technique aligns with the Army Values, ethical principles, and the UCMJ.	
	When leading a team, use the least coercive and most cooperative influence techniques under the circumstances to build and sustain task ownership and enhanced motivation.	
	Stay persistent, influence is not instantaneous and may require repeated action.	
Practice	Access the Central Army Registry to complete L01 IMI-Making Influence Count, L09 IMI-Motivating through Rewards, L22 IMI-Enabling Subordinates Using Mission-Focused Delegation, and L25 IMI-Beyond People Skills: Leveraging Your Understanding of Others.	
	Review influence techniques (see ADP 6-22). Identify methods that are strengths and those that cause struggle. Create an action plan to develop the full set.	
	Identify when to use compliance-focused (based primarily on authority) or commitment-focused influence (seeks to change attitudes and beliefs).	
	Contact former superiors about ways they handled conflict and influence. Ask what worked best and common mistakes that occur in a high stress situation.	
	Research available group collaboration methods. Teams can have widely different dynamics so understanding different methods helps adaptation.	
Explore personal beliefs and assumptions about being a leader, authority, and senior-subordinate relationships. Consider how beliefs affect the influence methods used.		
Legend: ADP Army doctrine publication IMI interactive media instruction UCMJ Uniform Code of military Justice		

PROVIDES PURPOSE

4-58. Establishing and imparting a clear sense of intent and purpose gets work done by providing a distinct path forward. Often, with a firm sense of purpose, the result is easier to reach. Defining a clear sense of purpose can be difficult, as it requires thinking about the objective or task from a macro-level before implementing the details. However, developing clear intent and purpose can provide substantial benefits by clarifying required actions and resources as well as aligning team efforts (see table 4-32).

Table 4-32. Provides purpose

Strength Indicators		Need Indicators
Determines goals or objectives. Translates task goals and objectives into a sequenced action plan. Restates the mission so it resonates with the unit and is understood easily. Communicates clear instructions that detail each process step through task completion; provides guidance as needed throughout the process. Focuses on a mission's most important aspects to emphasize priorities and align efforts. Empowers authority to the lowest level possible.		Restates the mission in a manner that subordinates do not understand. Fails to provide strong, clear direction to team members and subordinates. Keeps authority and decision-making centralized. Keeps subordinates in the dark; fails to recognize the need to understand the goal. Does not set a standard for expected contributions to the team. Subordinates return several times to clarify task goals.
Underlying Causes		
Has not formed a clear purpose and intent in own mind; does not fully understand mission or task objectives. Superiors failed to articulate the mission clearly. Difficulty in expressing intent and purpose in terms others can easily understand and visualize. Uncomfortable with relinquishing personal control and authority over the task or unit. Not confident in subordinates' abilities to make decisions and achieve the purpose and intent. Fails to adapt to a situation's complexity, ambiguity, or stress.		
Feedback	Ask subordinates if the purpose and intent are clear. Have them backbrief the purpose and intent. Ask what could facilitate their understanding of what you are trying to convey. Talk to team members about the clarity of their task assignments. Do they understand how the work they complete contributes to organizational goals? Listen to feedback from superiors, peers, and subordinates about your communication skills. Determine which are effective or ineffective in imparting the mission purpose and intent.	
Study	Study subordinates' reactions when first establishing mission goals and purpose. Do their facial expressions and body language convey understanding or confusion? Identify a unit member who is a strong planner and mission briefer. Observe their actions. How do these actions compare to what you typically do? Study how other leaders impart clear purpose and intent to subordinates. Discuss the thought process for identifying, planning, and communicating purpose and intent. Examine vision statements or past operations orders. Note how intent, purpose, and communicated vision are expressed. How might they have been expressed more effectively? Access the Central Army Registry to complete L05 IMI–Clarifying Roles, L07 IMI–Creating and Supporting Challenging Assignments, L09 IMI–Motivating through Rewards, L10 IMI–Creating and Promulgating a Vision of the Future, L16 IMI–Rapid Team Stand-up: How to Build Your Team ASAP, and L22 IMI–Enabling Subordinates Using Mission-Focused Delegation.	
Practice	When receiving a mission, backbrief the mission and higher commander's intent in your words to ensure personal understanding of what to accomplish. When planning a task or mission, begin by visualizing and drafting a written description of the end-state that you want to achieve. When assigning team missions, create a detailed execution plan outlining responsibilities and relations to the overall mission's purpose and desired outcomes. Create an open environment where subordinates feel comfortable approaching you to discuss and brainstorm how to complete tasks and missions.	
Legend:	ASAP as soon as possible IMI interactive media instruction	

ENFORCES STANDARDS

4-59. To lead others and gauge correct duty performance, the Army has established standards for military activities. Standards are formal, detailed instructions to describe, measure, and achieve. To use standards effectively, leaders should explain the standards that apply to the organization and give subordinates the authority to enforce them (see table 4-33).

Table 4-33. Enforces standards

Strength Indicators		Need Indicators	
Reinforces standards' importance and role. Explains the standards and their significance. Prioritizes unit activities to ensure not everything is a number one priority. Ensures tasks meet established standards. Recognizes and takes responsibility for poor performance and addresses it properly. Sets attainable milestones to meet the standard.		Focuses on too many priorities at one time. Ignores established individual and organizational standards. Overlooks critical errors instead of dealing with them. Blames substandard outcomes on others.	
Underlying Causes			
Does not know or accept established standards. Does not want to be seen by subordinates as too demanding. Poor self-discipline in meeting standards and setting a personal example. Unable to handle the complexity of tracking and enforcing standards for multiple tasks or individuals. Does not follow-up on task delegations to ensure standards are met. Passive or unengaged.			
Feedback	Obtain objective and subjective assessments of individual and collective performance. Compare to established standards to identify performance strengths and developmental needs. Engage organizational leaders in discussing and examining performance standards, including how well standards are communicated, known, enforced, and achieved.		
Study	Learn established Army standards for individual and collective tasks expected of the unit. Research how successful leaders have established, communicated, monitored, and enforced individual and collective standards. Consult with superiors about organizational standards most critical to attaining the higher commander's vision and intent. Consider how these standards pertain to the unit.		
Practice	When assigning tasks, explicitly state performance standard and expectations. When assigning performance standards, explain why the standard is essential for organizational success. Set the tone when involved with any individual or group task. Ensure to always give your best effort and model an example for the team to follow. Recognize team members who exemplify the standards you are trying to reinforce. Identify individuals who repeatedly fail to achieve performance standards; address appropriately. When receiving a mission, verify the standard expected—is it appropriate or necessary?		

BALANCES MISSION AND FOLLOWERS' WELFARE

4-60. Team welfare is vital to completing a mission while maintaining morale. Taking care of followers creates closer working relationships. Leaders must be able to keep an eye on the mission while being cognizant of and caring for the people working for them (see table 4-34 on page 4-29).

Table 4-34. Balances mission and followers' welfare

Strength Indicators		Need Indicators	
Regularly assesses mission effects on subordinates' mental, physical, and emotional well-being. Checks-in with team members and subordinates to monitor morale and safety. Provides appropriate relief when difficult conditions risk jeopardizing subordinate success. Builds a cohesive team moving in one direction to achieve common goals. Offers support and resources when a team member seems unnecessarily overloaded.		Ignores the risks of overexerting subordinates. Visibly shows discouragement or disgust when morale struggles due to workload. Insensitive to signs of high stress or diminishing morale. Does not weigh the importance of the mission against adverse effects on stress, morale, and welfare.	
Underlying Causes			
Has tunnel vision regarding mission completion; believes in mission accomplishment at any cost or does not consider the cost. Overtaxed or fatigued and becomes too focused on personal needs rather than those of the organization. Refusal to delegate tasks for fear of failure; does not see the developmental opportunities. Excessively concerned with personal achievement; avoids negative performance feedback. Generally unsympathetic toward subordinates' needs.			
Feedback	Gather feedback on mission demands and member welfare using face-to-face interaction. This gives a complete reflection of their status. Seek counsel from a mentor or trusted advisor when dealing with a difficult situation. Have them guide you and provide insight into possible next steps. Discuss proposed missions with other unit leaders to assess the adverse effects of mission execution on unit members' welfare. Have mental health professionals survey the organization for evidence of excessive stress. Obtain summary information and recommendations for reducing stress levels.		
	Study	Investigate relief activities and methods to counter stress. See what worked well for other leaders and what to do better. Regularly assess and document both team and individual morale. Identify the organization's greatest sources of stress. Look for methods to reduce stress. Research signs of stress so that you can recognize a problem before it becomes an issue. Learn post-traumatic stress disorder symptoms and effects so you can identify it and obtain appropriate help for unit members. Consider a leader who succeeded in balancing member welfare with severe demands or stresses faced by the unit. How did they do it? What behaviors and methods can you model to ensure your success? Consider what messages your behavior sends about balancing personal welfare and mission requirements. Access the Central Army Registry to complete L29 IMI-Managing Time.	
Practice		Observe subordinate morale daily. Are they struggling with the workload? Is it affecting group morale? Brainstorm possible solutions to team members' workloads with other unit leaders. Take advantage of opportunities to give subordinates time off when the mission permits. Compare the importance of the intended mission outcomes against the likely costs imposed on team members. Look for ways to minimize costs while still obtaining benefits.	
	Legend: IMI interactive media instruction		

BUILDS TRUST

4-61. Trust is essential to all effective relationships, particularly within the Army. Trust facilitates a bond between Soldiers, leaders, the Army, and the Nation that enables mission success.

4-62. Building trust forms on the bedrock of mutual respect, shared understanding, and common experiences. For teams and organizations to function at the highest level, a climate of trust needs to exist. Leaders create

a climate of trust by displaying consistency in their actions, and through relationship-building behaviors such as coaching, counseling, and mentoring. The competency *builds trust* has three components:

- Sets personal example for trust.
- Takes direct actions to build trust.
- Sustains a climate of trust.

SETS PERSONAL EXAMPLE FOR TRUST

4-63. Leaders exhibit their beliefs about trust in their actions and behaviors. Setting a personal example inspires those around them to act in the same manner. The actions a leader models to subordinates communicates the values of the leader and the unit. Setting a personal example for trust should be consistent and is the most powerful tool a leader has to shape the organizational climate (see table 4-35).

Table 4-35. Sets personal example for trust

Strength Indicators		Need Indicators	
Follows through on commitments and promises. Presents the truth, even if unpopular or difficult. Protects and safeguards confidential information. Admits mistakes. Keeps confidences. Shows respect for others; remains firm and fair. Acts with great integrity and character.		Engages in actions inconsistent with words. Blames others for personal mistakes. Makes unrealistic or unkept promises. Focuses on self-promotion; takes credit for others' work and contributions. Violates confidences made with others. Gossips or criticizes others behind their back.	
Underlying Causes			
Too anxious or timid to deliver unfavorable news. Unable to say no at the appropriate time. Unable to maintain a position and follow through. Overly focused on personal ambition and welfare. Avoids conflict. Uncomfortable with how others respond to the truth. Fails to deliver on promises.			
Feedback	Get feedback on organization behaviors that demonstrate a high degree of trust. These may include open communication, collaboration, strong innovation, and clear work expectations.		
	Observe your behavior. Be as objective as possible. Assess if you treat others equitably and fairly—do you have favorites? Get feedback to support your assessment.		
	Contact others outside the unit and find out how to build greater trust, openness, and mutual understanding to achieve common goals.		
	Complete a trust self-assessment. Informal tools are available through online searches.		
Study	Observe the behaviors of other leaders who you think are trustworthy. What behaviors do they exhibit that build and maintain trust? List what they do that you want to model.		
	Study personal behaviors. Analyze if you consistently follow up on commitments less than others do. If so, ask or explore why.		
	Learn from mistakes by writing out alternative actions you might have taken.		
	Access the Central Army Registry to complete L19 IMI–Building Working Relationships across Boundaries and L23 IMI–Building Trust.		
Practice	Let others know what the course of action is and follow through on it.		
	Evaluate personal time available for follow through before making a commitment.		
	Hold a discussion with someone with whom you want to build greater trust and openness.		
	Review the counterproductive leadership modules on the CAPL website to identify, assess, and address counterproductive behaviors.		
Legend: CAPL Center for the Army Profession and Leadership IMI interactive media instruction			

TAKES DIRECT ACTIONS TO BUILD TRUST

4-64. Building trust is not a passive exercise. Leaders develop trust in their organizations by taking actions to promote trust. Developing others through mentoring, coaching, and counseling builds trust. When a leader mentors effectively, they send a clear message: I trust you to build a stronger, more adaptable Army and continue the Army profession. Leaders build trust by developing positive relationships with peers, superiors, and subordinates (see table 4-36). Leaders do not tolerate misconduct or unfair treatment and take appropriate action to correct unit dysfunction.

Table 4-36. Takes direct actions to build trust

Strength Indicators		Need Indicators	
Mentors, coaches, and counsels leaders. Demonstrates care for others. Identifies areas of commonality; builds on shared experiences. Empowers others in activities and objectives. Unwilling to tolerate discrimination. Corrects actions or attitudes of those who undermine trust. Communicates honestly and openly with others.		Makes little effort to support or develop others. Remains isolated and aloof. Unwilling to share authority or power to achieve tasks or objectives. Apathetic toward discrimination, allows distrustful behaviors to persist in unit or team. Ambiguous, inconsistent, or unclear in communication with others.	
Underlying Causes			
Does not understand the importance of development. Socially anxious, fears failing or appearing weak in front of others. Overly self-focused, focused on personal ambitions; does not value diversity. General lack of self-confidence in leadership abilities to shape an organization or team.			
Feedback	Get feedback from trusted colleagues and mentors on actions they take to build or rebuild trust. Describe the actions taken to build trust in the unit and ask for feedback. Observe the personal actions taken to build trust. Consider how they contribute to building trust. Ask trusted colleagues if these actions had the desired effect.		
	Regularly seek information from others at different organization levels. Find out how clearly orders are communicated through the organization.		
	Seek regular input on your development efforts. Assess the extent to which subordinate development occurs. Adjust efforts accordingly.		
	Assess unit morale with command climate surveys or other morale assessments. Allow anonymous feedback. Determine whether to take additional actions to build trust.		
Study	Observe leaders you think are trustworthy. Consider the actions they take to build or rebuild trust. Effective actions include extending trust to others and planning ways to restore trust.		
	Analyze organizational trust levels. Do breach of trust indicators exist, such as verbal abuse, backstabbing, gossip, self-serving or discriminatory behavior, or time spent covering mistakes? Determine actions to remedy and prevent breaches.		
	Study the unit. Understand member strengths, developmental needs, expectations, and motivations to establish greater rapport.		
	Study the actions leaders take to rebuild trust if trust has been lost.		
	Access the Central Army Registry to complete L01 IMI-Making Influence Count, L16 IMI-Rapid Team Stand-up: How to Build Your Team ASAP, L19 IMI-Building Working Relationships across Boundaries, and L23 IMI-Building Trust.		
Practice	Clarify task or position expectations. Be clear as to how and when you want to see progress.		
	When developing others through mentoring, coaching, or counseling, create agreement on performance change, goals, and specific follow-up or corrective actions.		
	Help subordinates recover from failure by showing understanding and empathy. Counsel subordinates by providing feedback on the course of action, results, and alternatives.		
	If dysfunction or distrustful behaviors occur, immediately correct the behavior. Provide clear feedback about why they contribute to a climate of distrust and describe future expectations.		
	Review identify, assess, & address counterproductive leadership modules on the CAPL website.		
Legend: ASAP as soon as possible CAPL Center for the Army Profession and Leadership IMI interactive media instruction			

SUSTAINS A CLIMATE OF TRUST

4-65. A climate of trust requires that unit norms and values create a positive, mutually beneficial environment characterized by openness and risk-tolerance. Leaders sustain this environment by consistently demonstrating these values through their decisions and actions and communicating to others that they will not tolerate misconduct. Note that leaders setting an example and directing action to build trust are important tools to sustain a climate of trust (see table 4-37).

Table 4-37. Sustains a climate of trust

Strength Indicators		Need Indicators	
Assesses recurring conditions that promote or hinder trust. Informs people on goals, actions, and results. Follows through on actions related to others' expectations. Under-promises and over-delivers. Maintains high unit morale.		Appears insensitive to what promotes or hinders trust. Demonstrates poor communication of goals, actions, and results to others. Shows inconsistency in attitudes or behaviors, does not follow through on actions. Over-promises and under-delivers. Enables poor unit morale.	
Underlying Causes			
Overall lack of leadership experience. Insensitivity to the conditions that help create trust or hinder it. General lack of transparency in decision-making. Anxiety about others' perceptions, wants to please. Inability to commit to a particular course of action. Overly ambitious, not focused on the team or causes larger than self.			
Feedback	Regularly meet with key staff to gather feedback on both unit and individual morale, the level of openness in the unit, and factors (positive and negative) which may be influencing trust. Use instruments such as Command Climate Surveys and other assessments to assess unit morale regularly. Low morale often indicates a lack of trust. Encourage frequent informal feedback on unit climate. Note: others model the values and tone set by a leader. Reward candid, informal feedback. Build trust by acting on the feedback received. If the feedback on climate reveals a weakness in the unit, rebuild trust.		
	Regularly observe individuals and teams performing their duties during typical operations and training to gauge the existing level of trust. Notice when a climate is distrustful. Study the factors that contributed to the loss of trust. Study inspiring leaders (civilian or military) who created climates of trust in their units, teams, or organizations. What actions did they take? What were the effects on organizational climate? Access the Central Army Registry to complete L01 IMI-Making Influence Count, L16 IMI-Rapid Team Stand-up: How to Build Your Team ASAP, L19 IMI-Building Working Relationships across Boundaries, and L23 IMI-Building Trust.		
	Describe unit values surrounding trust frequently. Be clear about how you and all unit members create a climate of trust. Make building trust an explicit goal. Cultivate risk-tolerance by communicating and demonstrating through actions that taking risks can be appropriate. Create transparency through multiple communication channels (including newsletters, reports, and staff meetings), to talk openly about performance, mistakes, outcomes, best practices, and resources. Review the counterproductive leadership modules on the CAPL website to identify, assess, and address counterproductive behaviors.		
Legend: ASAP as soon as possible CAPL Center for the Army Profession and Leadership IMI interactive media instruction			

EXTENDS INFLUENCE BEYOND THE CHAIN OF COMMAND

4-66. Leaders can influence beyond their direct line of authority and chain of command. Influence can extend across units, unified action partners, and other groups. Creating and communicating a common vision and building agreement is crucial. In these situations, leaders use indirect means of influence, diplomacy, negotiation, mediation, arbitration, partnering, conflict resolution, consensus building, and coordination.

4-67. This competency has two components:

- Understands sphere, means and limits of influence.
- Negotiates, builds consensus, and resolves conflict.

UNDERSTANDS SPHERE, MEANS, AND LIMITS OF INFLUENCE

4-68. Leading and influencing others outside established organizational structures requires specific skills and abilities. Assessing others' roles outside the chain of command, knowing over whom they have authority and influence, and understanding how they are likely to exert that influence is important. By learning about people outside of the chain of command, understanding their interests and viewpoints, and being familiar with internal relationships within the organization, leaders can identify influence techniques likely to work beyond the command chain. Individuals can adjust influence techniques to the situation and parties involved (see table 4-38).

Table 4-38. Understands sphere, means, and limits of influence

<i>Strength Indicators</i>		<i>Need Indicators</i>
Assesses situations, missions, and assignments to determine the parties involved in decision making and decision support.		Uses the same influence technique in every situation.
Evaluates possible interference or resistance.		Operates in isolation outside the chain of command when not appropriate.
Reviews organizational structures for reporting chains and informal influence relationships.		Begins negotiating with others without recognizing their priorities or interests.
Has a good sense of when to influence beyond the chain of command.		Relies solely on informal relationships such as colleagues and peers; does not work through the formal command chain.
Gets input from members of own chain of command before influencing others outside it.		Makes assumptions about others too quickly without getting the facts.
<i>Underlying Causes</i>		
Does not appreciate the potential benefits of understanding spheres of influence.		
Impatient; wants to act before understanding relationships.		
Shields self from criticism or failure; risk averse.		
Lacks organizational knowledge outside of own chain of command.		
Politically insensitive to factors affecting broader Army interests.		
Naïve or insensitive to cultural or other differences.		
<i>Feedback</i>	Get feedback on your ability to actively listen, present information so others understand advantages, and be sensitive to the cultural factors in communications.	
	Determine how you gain cooperation with peers or others outside the chain of command.	
	Assess personal knowledge of another organization, person, or culture.	
	Request feedback on your effectiveness in working with others. For example, ask others about when you effectively demonstrated resilience, patience, confidence, or mental agility.	

Table 4-38. Understands sphere, means, and limits of influence (continued)

Study	<p>Learn as much as possible about organization processes and the key players.</p> <p>Gain information about shared common goals between the organization and organizations outside the chain of command; evaluate the similarities and differences.</p> <p>Understand the organization's climate and the origin and reasoning behind key policies, practices, and procedures.</p> <p>Gain insight into the culture, work priorities, and leadership interests outside the chain of command by working on a project or team assignment with another organization.</p> <p>Ask others outside the organization how to gain insight into their organizational priorities.</p> <p>Access the Central Army Registry to complete L01 IMI–Making Influence Count, L19 IMI–Building Working Relationships across Boundaries, and L26 IMI–Leader as Follower.</p>
Practice	<p>Practice getting things done using both formal channels and informal networks.</p> <p>Determine who, when, and how to communicate a situation to superiors and the team.</p> <p>Practice face-to-face engagements using role players simulating diverse audiences.</p> <p>Practice explaining the rationale of a tough decision to those affected.</p> <p>Practice focused listening: ask questions to identify points of agreement and contention.</p> <p>Consider alternatives from others' viewpoints.</p> <p>Ensure team members and subordinates understand the reporting structure in the unit.</p> <p>When communicating decisions or proposing new ideas, clearly articulate the broader benefits to the unit or the Army.</p>
Legend: IMI interactive media instruction	

NEGOTIATES, BUILDS CONSENSUS, AND RESOLVES CONFLICT

4-69. The art of persuasion is an important method of extending influence. Proactively involving partners opens communication and helps to work through controversy in a positive and productive way. Building consensus through sharing ideas and seeking common ground helps overcome resistance to an idea or plan (see table 4-39).

Table 4-39. Negotiates, builds consensus, and resolves conflict

Strength Indicators	Need Indicators
<p>Identifies individual and group positions and needs.</p> <p>Sees conflict as an opportunity for shared understanding.</p> <p>Facilitates understanding of conflicting positions and possible solutions.</p> <p>Works to collaborate on solving complex problems in ways acceptable to all parties.</p> <p>Builds consensus by ensuring that all team members are heard.</p>	<p>Uses the same influence technique in every situation.</p> <p>Negotiates with others without recognizing their priorities or interests.</p> <p>Uses extreme techniques when resolving conflicts.</p> <p>Isolates team members and pressures them to align with personal goals and priorities.</p> <p>Does not seek to reconcile conflicting positions; only seeks to win.</p> <p>Focuses on negatives of others' interests.</p>
Underlying Causes	
<p>Does not seek the middle ground on issues but demands that personal identified needs are met.</p> <p>Avoids conflict; uncomfortable in situations that demand identifying the conflict and solving the problem.</p> <p>Unable or unwilling to look for a common causes or mutual goals.</p> <p>Uncomfortable or does not like to work with teams toward common goals and priorities.</p> <p>Takes things personally.</p> <p>Does not maintain a solutions-based focus.</p>	

Table 4-39. Negotiates, builds consensus, and resolves conflict (continued)

Feedback	<p>Discuss your understanding of negotiation techniques with peers. Ask: Can you describe a situation I negotiated effectively? What could I do to negotiate more effectively?</p> <p>After presenting a concept or idea to peers, ask for their thoughts and perspectives.</p> <p>Record yourself in a practice session while negotiating a dispute. While viewing the recording, assess your actions and note effective and ineffective actions.</p> <p>Before negotiations, select several negotiating techniques to practice with a peer to gain insight on technique implementation and potential drawbacks. Request feedback on your skills.</p> <p>Get feedback on your ability to listen actively, to present information so others understand advantages, and your sensitivity to the cultural factors in communication.</p>
Study	<p>When disputes occur, evaluate and document areas of common ground between parties.</p> <p>List all the roles and resources that figure into an organization goal or priority. Identify people with whom you may have a common cause or mutual goals.</p> <p>Research the viewpoints of other individuals involved in the negotiation or consensus building. Use those viewpoints accordingly in your argument.</p> <p>Carefully outline personal principles and values to know when negotiation crosses boundaries.</p> <p>Study the behaviors of strong negotiators or successful arbitrators. List specific behaviors they demonstrate that you admire.</p> <p>Access the Central Army Registry to complete L08 IMI–Extending Influence during Negotiation, L12 IMI–Managing Conflict, L19 IMI–Building Working Relationships across Boundaries, L23 IMI–Building Trust, L21 IMI–Navigating Contentious Conversations, or L28 IMI–Managing Difficult Behavior.</p>
Practice	<p>Find an opportunity to exercise diplomacy and tact to achieve a favorable outcome.</p> <p>When in a discussion with others of differing opinions, ask questions that lead to compromise, such as: What can we agree upon? What is most important to you? What can you concede?</p> <p>Be a team player that can represent personal interests.</p> <p>Anticipate problem areas in complex situations and vary the approach accordingly.</p> <p>Call a team meeting at the first sign tension exists among group members.</p> <p>Review the counterproductive leadership modules on the CAPL website to identify, assess, and address counterproductive behaviors.</p>
Legend: CAPL Center for the Army Profession and Leadership IMI interactive media instruction	

LEADS BY EXAMPLE

4-70. Leaders influence others by acting in a way that provides others with an example to measure against and model their own behavior. Leading by example is a form of influence where leaders provide models rather than explicit direction. Refer to individual attribute tables for indicators, underlying causes, feedback, study, and practice to develop selected attributes covered by this competency. Leading by example is an expression of character, presence, and intellect attributes:

- Displays character.
- Exemplifies the Warrior Ethos/Service Ethos.
- Leads with confidence in adverse situations.
- Demonstrates tactical and technical competence.
- Understands the importance of conceptual skills and models them.
- Seeks diverse ideas and viewpoints.

DISPLAYS CHARACTER

4-71. Upon entering the Army, Soldiers learn their character provides a foundation for how they think, act, and are observed by others. Learning to uphold a new set of values—the Army Values—is part of displaying good character. Every Soldier is obligated to demonstrate Army Values, empathy, Warrior Ethos/Service Ethos, and discipline through decisions and actions as an example for others to follow (see table 4-40 on page 4-36).

Table 4-40. Displays character

Strength Indicators		Need Indicators	
Displays high standards of duty performance, personal appearance, military and professional bearing, and holistic health and fitness.		Solves problems using the easy path without regard for what is the right thing to do.	
Takes an ethical stance; fosters an ethical climate.		Puts personal benefit or comfort ahead of the mission.	
Demonstrates good moral judgment and behavior.		Hides unpleasant facts that may arouse anger.	
Completes tasks to standard, on time, and within the commander's intent.		Publicly critical of the unit or its leaders yet does nothing to help.	
Demonstrates determination and persistence when facing adverse situations.		Bends the rules to achieve mission or productivity goals.	
Underlying Causes			
Has not accepted one or more of the Army Values.			
Overly committed to personal interests, career goals, and achievements.			
Unable to translate Army Values to personal behaviors.			
Afraid to face demands or hardships that following Army Values might bring.			
Unaware of personal behaviors and how they are perceived by others.			
Feedback	Reflect on personal values and the Army Values. If you perceive a conflict, consult a mentor with respected values and judgment for discussion and guidance.		
	Ask co-workers how well they understand expectations and standards.		
	Ask peers and subordinates how well you uphold the Army Values. How do behaviors signal values?		
Study	Consider personal behaviors to complete tasks. How do you ensure personal work success?		
	How do you gauge personal adherence to standards? How do you ensure timely completion?		
	Observe other organizational leaders who effectively demonstrate and uphold the Army Values. Tailor their approach to your situation.		
	Observe instances of loyalty, duty, respect, selfless service, integrity, honor, and personal courage in the unit. What are the consequences when adherence to these values falls short?		
Practice	Study historical military figures who demonstrated determination, persistence, and patience in achieving an objective. What factors led to their success? How did they overcome adversity?		
	Consider what the Army Values mean and implications for personal behavior and development.		
	Exercise initiative by anticipating task requirements before receiving direction. Take responsibility for yourself and subordinates when an issue arises.		
	Decide based on what you know is right. Do not be swayed by circumstances or internal or external factors. Act according to clear principles rather than the easy path.		
Practice	Foster and encourage an open-door policy with subordinates so they are comfortable talking about ethical and moral challenges they are facing on-duty and implementing correct actions.		
	Practice what you preach. Demonstrate upholding the Army's Values to others.		

EXEMPLIFIES THE WARRIOR ETHOS/SERVICE ETHOS

4-72. The Warrior Ethos and Service Ethos refer to a set of specific professional attitudes and beliefs that characterize the American Soldier and DA Civilian. The Warrior Ethos shapes and guides a leader's actions on and off the battlefield. Leaders demonstrate the Warrior Ethos or Service Ethos anytime they experience prolonged and demanding conditions that require commitment and resilience to do what is right despite adversity, challenge, and setback (see table 4-41 on page 4-37). For example, tirelessly advocating for a more comprehensive training program on leader development demonstrates the Service Ethos, just a Soldier taking charge of an isolated element demonstrates the Warrior Ethos.

4-73. While DA Civilians can have a warrior-like ethos, a service ethos fittingly describes the attitudes of DA Civilians who choose to serve the public interest through support and defense of the Constitution. They are committed to the Army and the Constitution and take an oath upon their hiring similar to the oath Soldiers take. In honoring the Service Ethos, DA Civilians support the needs of the Army and its Soldiers.

Table 4-41. Exemplifies the Warrior Ethos/Service Ethos

Strength Indicators		Need Indicators	
Removes or fights through obstacles, difficulties, and hardships to accomplish the mission. Demonstrates the will to succeed and perseveres through difficult and complicated situations. Demonstrates physical and emotional courage. Upholds and communicates the Warrior Ethos. Pursues victory, regardless of conditions.		Quits when facing a difficult challenge or hardship. Pessimistic or negative about personal ability to achieve results within organizational constraints. Fails to display unrelenting resolve. Fails to overcome fear, hunger, deprivation, and fatigue.	
Underlying Causes			
Lacks holistic understanding of the Warrior Ethos and its implications for personal behavior. Exhibits frustration or fatigue from excessively demanding conditions over an extended period. Allows laziness, complacency, or fear to compromise the task or mission. Improperly trained in warrior tasks and drills. Displays lack of character, confidence, composure, mental agility, and resilience.			
Feedback	Clarify and understand the scope of new tasks and the relationship to mission accomplishment. Perseverance is valuable when aligned with organizational goals.		
	Request feedback from peers and subordinates on how well you demonstrate determination, persistence, and patience. Determine if patterns exist in how you handle different situations.		
	Ask for feedback from a superior on how well you demonstrate the Warrior Ethos. Identify points where you could have persevered more or where you should have been less persistent to ensure a balance between achieving effective results and wasting time.		
	Request advice from a mentor or trusted advisor before undertaking a difficult task. Ask for insight into the appropriate steps. Provide as much context as possible and then talk through the situation and possible ways to deal with anticipated difficulties.		
Study	Reflect on personal experiences in upholding the Warrior Ethos. In a difficult or prolonged task, what most made you want to give up; what most helped you keep going?		
	Reflect on why you struggle to get something done. What alternative approaches might work?		
	Research historical figures who demonstrated physical and emotional courage and the will to succeed. Read Medal of Honor citations or pick a role model who demonstrates perseverance. What actions and attitudes led them to success? During intense hardship, what was their approach to leadership?		
	Identify ways to relieve stress to manage emotional reactions (such as taking deep breaths, counting to ten, or thinking before acting). Study historical figures who demonstrated determination, persistence, and patience in achieving an objective. What factors led to their success? During intense hardship, how did they overcome adversity?		
Practice	During after action reviews, consider how Warrior Ethos tenets applied during operations.		
	Volunteer to take the lead on a difficult or prolonged issue. While working through the issue, note the work and progress that occurred toward resolution.		
	When leading, accept responsibility for personal errors and move on. Do not allow setbacks or criticism of an outcome prevent taking the lead or persisting in efforts.		
	When interacting with team members and subordinates, realize resistance and inertia are natural. When they occur, stick to the point, and not take criticism personally.		

LEADS WITH CONFIDENCE IN ADVERSE SITUATIONS

4-74. The opportunity to lead with confidence in adverse situations happens frequently but making the right decisions in difficult times defines an Army leader's career. Mistakenly, individuals often believe that leading with confidence in adverse situations is a responsibility reserved for senior leaders, and do not recognize the need for confident leadership at all levels. How Army leaders approach and persevere through difficult times sets a leadership example for others while demonstrating commitment to the organization (see table 4-42 on page 4-38).

Table 4-42. Leads with confidence in adverse situations

Strength Indicators		Need Indicators	
Provides presence at the right time and place. Displays self-control and composure in adverse conditions; remains calm under pressure. Remains decisive after discovering a mistake. Makes decisions; acts in the absence of guidance. Remains positive, even when the situation changes or becomes confusing. Encourages subordinates through manner and example.		Loses hope or inertia when adversity is high. Shows discouragement when faced with setbacks. Allows anger or emotion to compromise a situation. Hesitates to take decisive action; defaults to following a superior's lead in times when it is inappropriate. Avoids situations where it is necessary to take an authoritative stand on an issue or problem.	
Underlying Causes			
Slow to adapt quickly to changing situations. Unwilling to step up and take control. Indecisive; has trouble making final decisions. Fears the consequences of making a bad decision reflects poorly on them. Avoids risk to ensure no negative performance feedback. Does not meet problems head-on; Avoids conflict.			
Feedback	After leading a difficult mission, conduct an after action review. Ask for feedback to identify effective and ineffective actions and opportunities to improve. Request feedback from peers about how well you respond to tough situations and setbacks, and how often you persevere. Meet with the team to brainstorm creative solutions to a challenge that the organization currently faces. Approach the problem from a new and different direction. Request advice from a mentor or trusted advisor on how to deal with a difficult situation. Have them guide you and provide insight into possible next steps.		
Study	Complete a mission or problem analysis when faced with a tough decision. Consider multiple possible courses of action, select one, and develop an action plan to enact it. Develop the realization that failure and criticism happen. As a leader, take risk, realizing that you are not always going to be right. Learn about planning and problem-solving methods and tools to help ensure success. Observe a leader who has consistently achieved under seemingly unfavorable circumstances. What behaviors can you model to ensure similar personal success? Access the Central Army Registry to complete L17 IMI—Leadership Decision Making, L18 IMI—Being an Adaptable Leader in Times of Change, and L28 IMI—Managing Difficult Behavior.		
Practice	When resistance occurs, stick to your argument and supporting facts while remaining open to feedback and opinions. Remember not to take criticism personally. Take on a series of increasingly demanding tasks or challenges to build a record of success and bolster your confidence in difficult situations. Be well prepared! Anticipate potential resistance from the audience and spend time gathering data and rationale to support your position. Persevere. Do not give up easily on opinions or judgments for which you have a strong argument. Clearly articulate your position using detailed explanations and examples; respect others' opinions. Use clear, assertive language to state positions. Be aware of nonverbal indicators that communicate lack of confidence and avoid using tentative language.		
Legend: IMI interactive media instruction			

DEMONSTRATES TACTICAL AND TECHNICAL COMPETENCE

4-75. Striving for tactical and technical competence and expertise is important for Army leaders. Army leaders must implement the most up-to-date, innovative technologies and methods to solve problems and ensure mission accomplishment. Demonstrating technical and tactical knowledge and skills includes seeking

out and implementing best practices as well as exploring and encouraging a sharing culture among team members to develop and refine their technical proficiency (see table 4-43).

Table 4-43. Demonstrates tactical and technical competence

<i>Strength Indicators</i>		<i>Need Indicators</i>	
Uses technical and tactical expertise to accomplish the mission to standard and protect resources.		Uses assets, equipment, procedures, and methods ineffectively.	
Displays the appropriate knowledge of methods procedures, and equipment for the position.		Consumes excessive resources due to ineffective technology use.	
Embraces and employs new technology to accomplish the mission.		Uses outdated or ineffective approaches to problems	
		Uninterested in new knowledge and skills.	
<i>Underlying Causes</i>			
Does not have a full awareness of organization positions and operations.			
Does not understand the optimal employment of assets, equipment, procedures, and methods.			
Does not seek opportunities to learn new solutions for technical and tactical problems.			
Uncomfortable with new technology and unaware of capabilities.			
Unaware of how to locate and learn new technical and tactical knowledge and skills.			
<i>Feedback</i>	Learn from those around you by asking which skills and what knowledge is mission critical. Ask others how they learned it and follow a similar path.		
	Talk with others inside and outside the chain of command to stay current on external influences (such as emerging technology or latest tactics, techniques, and procedures). Key opportunities to network include online resources and attendance at conferences and training courses.		
	Look for opportunities to test your technical and tactical proficiency.		
	Monitor your technical and tactical ability through the latest journal articles and professional association releases; compare personal knowledge and skills to emerging information.		
<i>Study</i>	Build personal expertise by reviewing doctrine, technical manuals, and non-military references in areas of interest.		
	Research professional journals and resources about a new technical skill or capability. Keep current on emerging technical information by reviewing blogs and other web-based resources.		
	Volunteer to prepare and deliver training on a specific technical or tactical subject.		
	Write and submit a journal or magazine article on your technical area of expertise.		
<i>Practice</i>	Look for opportunities to take a continuing studies course to build technical knowledge. Consider resident, distance or distributed learning, and correspondence offerings.		
	Find and pursue opportunities for advanced training pertaining to personal responsibilities.		
	Volunteer for opportunities that provide technical or tactical experience in new areas.		
	Develop a specialty area where others consider you the unit expert. Communicate your knowledge and make yourself available when others need guidance or support.		

UNDERSTANDS AND MODELS CONCEPTUAL SKILLS

4-76. Army leaders must not only understand the importance of conceptual skills, but they must also possess, continually develop, and model them as well (see table 4-44 on page 4-40). Conceptual skills are the basis for making sense of complex situations, understanding cause and effect, critical thinking, solving problems, developing plans, and leading others. In short, they are essential to accomplishing the Army's critical functions.

Table 4-44. Understands and models conceptual skills

Strength Indicators	Need Indicators
Identifies the critical issues present in a situation or issue and uses this knowledge to make decisions and take advantage of opportunities. Recognizes and generates innovative solutions. Relates and compares information from different sources to identify possible cause-and-effect relationships. Uses sound judgment, logical reasoning, and critical thinking. Makes logical assumptions in the absence of facts.	Gets lost in situational details without perceiving how they fit together and interact. Comfortably maintains the status quo; ignores new thought processes to solve a problem. Overly relies on one information source or approach to problem solving. Employs stereotyped, rigid, or biased thinking when understanding a situation. Uses a scattered approach to thinking through problems and developing solutions. Does not articulate the evidence and thought processes leading to decisions.
Underlying Causes	
Impatient with the time or effort required for rigorous conceptualization. Uses gut instinct or past approaches to make decisions. Fears the risk of failure that may come from new conceptualizations or approaches. Unsure of the thought process and evidence used to reach decisions and unable to articulate them to others. Does not take time for personal reflection and thought.	
Feedback	Ask yourself how an issue and related decisions or actions fit into the larger view of events. What other decisions, operations, or units are affected? Ask others if they have observed you showing personal biases or conceptual shortcomings during analysis or problem solving. Ask for clear and honest feedback regarding perceived biases and conceptual difficulties. Compare this feedback to a self-assessment. Consider long-term consequences to a decision or action you are contemplating. What are the second- or third-order effects? Identify the consequences and re-evaluate the potential decision. Present the idea to others and request their input.
Study	Read about methods to conceptualize ambiguous and complex situations. Topics may include systems thinking, mind mapping, and others. Train yourself to visualize how plans or operations unfold by thinking through branches, phases, sequences, and time schedules. Study critical and creative thinking methods; apply them to issues you face. Observe a leader who is adept at conceptual skills and developing conceptual models. Discuss their thought process with them. Access the Central Army Registry to complete L17 IMI—Leadership Decision Making and L18 IMI—Being an Adaptable Leader in Times of Change.
Practice	When faced with a problem, apply a systematic approach to define the problem, gather relevant information, make essential assumptions, and develop courses of action. Work to synthesize facts, data, experiences, and principles to understand situations. Look for patterns, themes, connections, and interactions. When faced with a problem, take time to develop multiple plausible solutions. Apply pre-selected criteria to help evaluate the solutions and select the best. Use a mind mapping technique or tool to understand the elements of a complex or ambiguous situation and their relationships. Create and communicate your vision for an important effort's outcome and the process to achieve the outcome.
Legend:	IMI interactive media instruction

SEEKS DIVERSE IDEAS AND VIEWPOINTS

4-77. By seeking and being open to diverse ideas and viewpoints, Army leaders gain exposure to new ideas, perspectives, explanations, and approaches that can help achieve tasks and projects more efficiently and effectively. Consider diverse ideas and viewpoints to ensure adequate issue conceptualization as well as developing and selecting viable courses of action. Being open to diverse ideas and viewpoints aids in the

perception of change, identifying new requirements, and adaptability to dynamic operational environments (see table 4-45).

Table 4-45. Seeks diverse ideas and viewpoints

Strength Indicators		Need Indicators	
Encourages respectful, honest communication among staff and decision makers.		Settles for the first solution that comes to mind.	
Explores alternative explanations and approaches for accomplishing tasks.		Views subordinates' opinions and ideas as irrelevant.	
Reinforces new ideas. Willing to consider alternative perspectives to resolve difficult problems.		Does not express opposing views to gain favor or avoid argument.	
Uses knowledgeable sources and subject matter experts.		Operates in isolation.	
Encourages team members to express their ideas even if they question the consensus.		Maintains the status quo and hesitates to alter current approaches.	
		Belittles, bullies, and berates rather than offering constructive and specific feedback.	
Underlying Causes			
Views subordinates' ideas as threats to personal expertise or authority.			
Impatient with talk and discussion; wants to quickly reach a decision.			
Has difficulty perceiving or understanding shades of meaning or differences in opinion.			
Relies excessively on certain individuals' perspectives; does not offer everyone a chance for input.			
Does not take time for personal reflection and thought.			
Feedback	Encourage team members to express ideas and opinions about the team's functioning. Use active listening methods to ensure accurate understanding of their perspectives.		
	Get someone skilled in team processes and communications to observe a team meeting and provide feedback on how open to diverse ideas and opinions you appeared to be and how you encouraged or discouraged ideas and opinions.		
	Communicate the desired task outcome and ask team members for their feedback and opinions. Use those opinions to devise new and more effective strategies.		
Study	Learn how to conduct research in subject areas important to your position.		
	Get involved in your professional community by participating in associations and groups that promote learning and creative solutions.		
	Interview a leader with a reputation as a strong innovator or team leader that solve complex and unique challenges. Learn about the thought process and methods used to get the best from team members and reach a creative solution.		
Practice	Read about the approaches and methods that people in other fields or from other backgrounds used to solve problems like those you face.		
	Access the Central Army Registry to complete L13 IMI–Seeking and Incorporating Diverse Ideas, L14 IMI–Achieving Shared Understanding, L15 IMI–The Art of Asking Questions, L21 IMI–Seeking and Delivering Face-to-Face Feedback, and L25 IMI–Beyond People Skills: Leveraging Your Understanding of Others.		
	Keep an open mind even when ideas do not fit conventional thinking or seem tangential to the mission.		
Practice	Ensure that when team member ideas are 'off target' that you do not belittle or berate them. Look for the merit in every argument rather than the fatal flaw.		
	Purposefully assemble diverse teams for projects or tasks. Solicit input and opinion from all team members when finding solutions.		
	Do not dismiss others' opinions because of their grade, age, or gender. Actively listen to their opinion and determine how to apply the approach to a particular solution.		
Practice	Meet with the team to brainstorm creative solutions to a challenge that the organization or unit currently faces. Approach the problem from a new and different direction.		
Legend: IMI interactive media instruction			

COMMUNICATES

4-78. Leaders communicate by clearly expressing ideas and actively listening to others. By understanding the nature and importance of communication and practicing effective communication techniques, leaders

relate better to others and translate goals into actions. Communication is essential to all other leadership competencies and has four components:

- Creates shared understanding.
- Listens actively.
- Employs engaging communication techniques.
- Sensitive to cultural factors in communication.

CREATES SHARED UNDERSTANDING

4-79. Leaders understand the unit's mission and develop plans to meet mission goals. Leaders owe it to subordinates, the organization, and unified action partners to share information that directly applies to their duties and provides the necessary context for what needs to be done (see table 4-46). Keeping team members informed aligns the organization, relieves stress, and shows appreciation for team members.

Table 4-46. Creates shared understanding

Strength Indicators		Need Indicators	
Expresses thoughts and ideas clearly. Double checks that subordinates understand the communicated message. Reinforces the importance of current unit objectives and priorities for subordinates. Recognizes and addresses the potential for miscommunication. Uses communication methods aligned with the information to be expressed. Communicates to subordinates as well as superiors to ensure everyone is in the loop.		Creates inconsistent and confusing messages, arguments, and stories. Communicates technical subject matter without converting it into general terms. Places emphasis on the wrong subject matter for an audience (too simplistic for management or too strategically focused for subordinates). Shares information and understanding with only select favorites. Limits communication to subordinates and superiors in own chain of command.	
Underlying Causes			
Has only a little preparation time before speaking to individuals or a group on a topic. Does not have accurate knowledge of the gaps in the audience's understanding. Not skilled in creating messages or explanations suited to the audience's background, comprehension level, language, culture, or other factors. Partial or incomplete subject matter understanding.			
Feedback	Encourage open feedback and dialogue among and with subordinates, particularly when they are asking questions about a project or process. Discuss intent, priorities, and thought processes with subordinates to ensure understanding. Offer subordinates the opportunity to ask about any points they may not have understood. After delivering information, ask others to summarize the information. Communicate in a nonthreatening or condescending way but show interest in ensuring everyone understands. Periodically check-in with team members and subordinates to ensure they know what is going on in the organization. Fill them in on any missing details.		
Study	Assess the best way to communicate with different individuals or groups inside and outside the organization. Learn how to match the message and method to the audience. Study individuals (public figures, historical, or local) considered skilled communicators and able to provide messages that translated into action. Take a course on effective communications techniques or join a public speaking group to build your knowledge and skill in creating and delivering compelling messages to others. Access the Central Army Registry to complete L01 IMI-Making Influence Count, L14 IMI-Achieving Shared Understanding, L15 IMI-The Art of Asking Questions, L16 IMI-Rapid Team Stand-up: How to Build Your Team ASAP; L19 IMI-Building Working Relationships Across Boundaries, L25 IMI-Beyond People Skills: Leveraging Your Understanding of Others, L21 IMI-Navigating Contentious Conversations, or L26 IMI-Leader as Follower.		

Table 4-46. Creates shared understanding (continued)

Practice	<p>Relate the unit's current objectives and priorities to the larger organizational goals.</p> <p>When planning the words and delivery, imagine how the intended audience receives the message.</p> <p>Consider the information you are trying to explain and build the explanation in a logical progression that fits the topic (such as chronological, sequential, top down, or bottom up).</p> <p>Do not overload the team with information. Offer information in segments for understanding without causing confusion and conveys the complete story.</p>
<p>Legend: ASAP as soon as possible IMI interactive media instruction</p>	

LISTENS ACTIVELY

4-80. The most important purpose of listening is to comprehend the speaker's thoughts and internalize them. Throughout a conversation, listeners should pay attention to what the speaker is trying to communicate. Active listeners have a lot to focus on—multiple verbal and nonverbal cues, the content of the message the speaker is trying to deliver, and the speaker's urgency and emotion (see table 4-47). Stay alert for common themes that recur with the speaker as well as inconsistencies or completely avoided topics.

Table 4-47. Listens actively

Strength Indicators	Need Indicators
<p>Pays attention to nonverbal cues.</p> <p>Asks questions to clarify meaning when not understanding the speaker's point.</p> <p>Summarizes the speaker's points before responding.</p> <p>Maintains eye contact.</p> <p>Takes brief notes on important points for clarification.</p> <p>Stays alert for the speaker's common themes.</p> <p>Reflects on information before expressing views.</p>	<p>Interrupts to provide personal opinions and decisions.</p> <p>Distracted by anger or disagreement with the speaker.</p> <p>Uses the first response that comes to mind.</p> <p>Focuses attention on taking copious notes.</p> <p>Confuses the message's overall point with provided details.</p> <p>Tells people what to say or think.</p>
Underlying Causes	
<p>Focused on what to say next rather than accurately understanding the other person.</p> <p>Unskilled at accurately perceiving feelings and reading body language.</p> <p>Feels uncomfortable with the topic, information, or emotions the speaker is sharing.</p> <p>Believes that personal way is the only way; does not listen to others' opinions.</p> <p>Distracted by time pressure, other concerns, or environmental factors.</p>	
Feedback	<p>If you do not understand what the speaker tries to communicate, ask them to restate the idea.</p> <p>Paraphrase what the speaker said before responding. Use wording like "So, you're saying...."</p> <p>Ask others, at work or in your network, how you can improve active listening skills.</p> <p>At the close of a conversation, recap or summarize the main points and the motivations that may be behind them. Note trends and themes from the discussion.</p>
Study	<p>During daily activities, observe someone you feel is a strong listener interacting with someone else. What makes that person a good listener? What verbal and nonverbal cues are used?</p> <p>Learn what limits active listening. Consider how often you say "Yes, but...." or "Let's get to the point." Do you check your mobile device or continue to type on the computer during conversations? These behaviors display an unwillingness to listen and limit conversation.</p> <p>Find out if you are a selective listener by observing what topics, what people, and in what settings you are or are not an active listener.</p> <p>Access the Central army Registry to complete L14 IMI–Achieving Shared Understanding, L15 IMI–The Art of Asking Questions, L19 IMI–Building Working Relationships across Boundaries, L21 IMI–Seeking and Delivering Face-to-Face Feedback, L21 IMI–Navigating Contentious Conversations, L28 IMI–Managing Difficult Behavior, and L25 IMI–Beyond People Skills: Leveraging Your Understanding of Others.</p>

Table 4-47. Listens actively (continued)

Practice	<p>During conversations, offer brief summaries of their statements and associated feelings. Confirm understanding. Paraphrase to avoid parroting their words, which may be seen as mocking.</p> <p>Employ verbal prompts, such as 'Yes....', 'Go on....', and 'Tell me more.', and nonverbal prompts, such as nodding, leaning toward them, and eye contact to encourage them to talk.</p> <p>During conversations, focus on what the speaker is saying rather than forming your argument.</p> <p>Minimize external distractions: turn off mobile devices, close the door, go where you can be with the speaker one-on-one, or ask to meet the speaker later to focus on what they have to say.</p> <p>Do not argue mentally with them. It distracts you from listening to what they are trying to convey.</p> <p>Take notes that identify important points or items for clarification during meetings. Review your notes and follow-up with an email or conversation if it remains unclear.</p>
Legend:	IMI interactive media instruction

EMPLOYS ENGAGING COMMUNICATION TECHNIQUES

4-81. Leaders must deliver a message clearly and succinctly to the unit or subordinates to ensure shared understanding (see table 4-48). To ensure the message stands out from the crowd, leaders need to employ engaging communication techniques to ensure the message is understood and remembered.

Table 4-48. Employs engaging communication techniques

Strength Indicators		Need Indicators	
States goals to energize others. Makes eye contact when speaking. Speaks enthusiastically; maintains listeners' interest. Uses appropriate gestures. Selects the appropriate communication medium to deliver the message. Recognizes and addresses misunderstandings. Seeks feedback about how communications worked. Determines, recognizes, and resolves misunderstandings.		Delivers an unclear goal or key message. Provides information using a monotone voice and few aids or devices to support understanding. Uses a condescending tone of voice. Mismatches the message and the communication medium. Takes a long time to express central ideas.	
Underlying Causes			
Does not consider the audience well enough; uses words and delivery approach that do not connect. Unable to communicate the main message succinctly and clearly. Uncomfortable presenting information to others. Matches a message with an inappropriate communication medium (such as delivering constructive criticism via email rather than face-to-face). Does not have ample time to prepare the information for delivery.			
Feedback	Assess an individual or group to see if they are engaged in what you are conveying. Shift the conversation or delivery method based on verbal and nonverbal cues. Ask team members or subordinates to give specific feedback on your ability to deliver information in an engaging and easily comprehensible manner. Ask how to improve. During a presentation or meeting, ask direct and specific questions about the information you are communicating. Talk to team members or subordinates about misunderstandings when they arise. Analyze the reasons why a misunderstanding may have occurred.		
Study	Assess the best way to communicate with various individuals in the organization including superiors, peers, and subordinates. Match method with the individual. Measure whether team members are absorbing the thoughts and ideas provided. Indicators may include more eye contact, following directions accurately, asking fewer questions for clarification, or appearing more relaxed. Observe someone who seems to connect when communicating with others. Investigate how they generate interest and retain attention. What communication techniques are used? Access the Central Army Registry to complete L21 IMI–Seeking and Delivering Face-to-Face Feedback and L21 IMI–Navigating Contentious Conversations.		

Table 4-48. Employs engaging communication techniques (continued)

Practice	<p>Communicate thoughts and ideas in a simple way that all staff understands using a logical and sequential progression. Provide supporting details to prove your central idea.</p> <p>Create buzz around new tasks. Informally discuss new task benefits. Convey enthusiasm both verbally (using active voice) and nonverbally (with posture, tone, or gestures).</p> <p>Match tone of voice with the information delivered. For example, if the unit undergoes a major change, use a direct, clear, and reassuring tone. If the unit is embarking on a new and innovative task, use a tone that builds excitement and enthusiasm.</p> <p>Employ multiple techniques to ensure the audience is engaged in the presented information, such as stories, anecdotes, and examples.</p> <p>Use visual aids, when appropriate, to support the message. Ensure that visual aids have a clear and direct relationship to the presented information.</p>
Legend:	IMI interactive media instruction

SENSITIVE TO CULTURAL FACTORS IN COMMUNICATION

4-82. Cultural awareness and understanding of how cultural factors can influence communications success has long been an important competency for military leaders leading ethnically and culturally diverse organizations. In recent years, the necessities of counterinsurgency, stability, and interorganizational operations have placed cross-cultural communications skills at the center of operational success.

4-83. Understanding cross-cultural factors and the ability to adjust communication attempts to accommodate and capitalize on them are crucial in today's operational environment (see table 4-49). It is important to note that Soldiers do not have to agree with all the cultural norms or practices; however, they must understand how those cultural values affect interactions with individuals from that culture.

Table 4-49. Sensitive to cultural factors in communication

Strength Indicators	Need Indicators
<p>Sensitive to cultural variations in communication; willing to accommodate or adapt to them.</p> <p>Maintains a broad awareness of communication customs, expressions, and behaviors.</p> <p>Demonstrates respect for others regardless of their culture, race, or ethnicity.</p> <p>Tries to communicate effectively with individuals from all backgrounds. Understands effective communication requires both receiving and transmitting information.</p>	<p>Uses stereotypes and generalizations based on race, culture, or ethnicity to explain others' behaviors.</p> <p>Avoids situations where interacting with other cultures is required.</p> <p>Assumes those from other cultures have the same values, priorities, and worldview as Americans.</p> <p>Fails to respect differences and value diversity by claiming that they do not notice cultural or racial differences.</p>
Underlying Causes	
<p>Assumes American views and understanding is correct and other perspectives are less developed or faulty.</p> <p>Fears how individuals from different cultures react to American cultural norms and mores.</p> <p>Fears embarrassment; Self-conscious about not understanding or violating another culture's norms.</p> <p>Believes cultural differences are too great to create an advantageous alliance.</p> <p>Does not have the time or inclination to focus on learning about a new culture.</p> <p>Lack of exposure to other cultures or previous negative experience with individuals from other cultures</p>	
Feedback	<p>Connect with someone from a different culture you are comfortable with to discuss social norms, mores, and expectations. Obtain feedback on how appropriate or effective your interpersonal communications habits are with other members of their culture.</p> <p>Take advantage of counterinsurgency field exercises to practice culturally appropriate communications skills and receive feedback on their effectiveness.</p> <p>Share what you have learned about other cultures with peers and subordinates. Discuss effective and ineffective approaches to cross-cultural communications.</p> <p>Seek help (such as chaplains or counselors) if you have any deep-rooted biases or issues that affect your ability to function effectively in a specific culture.</p>

Table 4-49. Sensitive to cultural factors in communication (continued)

Study	<p>Join a club or professional association that fosters cross-cultural understanding. Research opportunities by contacting cultural organizations about cross-cultural meetups.</p> <p>Take a foreign language or culture course. Note specific cultural norms and practices. Highlight areas of cultural difference common across all cultures (such as religion, sport, economic structure, gender difference, or power distance).</p> <p>Use resources and references to examine a culture's history, society, religion, sports, governance, lifestyle, business practices, current events, and other important aspects.</p> <p>Observe and assess how those with extensive cross-cultural experience conduct themselves when communicating across cultures. Look for attitudes, behaviors, and methods to adopt.</p> <p>Seek out resources that promote cultural awareness or how to be culturally sensitive. Research potential resources or opportunities to ensure they are reliable sources of information.</p> <p>Access the Central Army Registry to complete L01 IMI-Making Influence Count, L13 IMI-Seeking and Incorporating Diverse Ideas, and L19 IMI-Building Working Relationships across Boundaries.</p>
Practice	<p>Communicate with someone from another culture by learning and using culturally correct communication, greetings, behaviors, and patterns. Solicit feedback to understand their interpretation of American culture and your behavior.</p> <p>Inventory your biases. Create and implement actionable steps to reduce these issues.</p> <p>Focus awareness on how you evaluate others and the role cultural differences play. Attempt to evaluate people on an individual basis rather than cultural stereotypes.</p> <p>Use active listening techniques, such as summarizing the main points of someone's discussion to ensure mutual understanding.</p> <p>Be aware of possible misunderstanding or misinterpretation. Proactively consider issues from other cultures' perspectives.</p> <p>Be aware of common stereotypes and generalizations; Monitor your behavior to ensure you treat</p>
Legend: IMI interactive media instruction	

PREPARES SELF

4-84. Leaders ensure they are prepared to execute their leadership responsibilities fully. They are aware of their limitations and strengths and seek to develop themselves. Leaders maintain physical and non-physical fitness across the holistic health and fitness domains. They continue to improve the knowledge required of their leader roles and their profession. Only through continual preparation for missions and other challenges, being aware of self and situations, and practicing life-long learning and development can someone fulfill the leadership responsibilities. This competency has seven components:

- Maintains physical and non-physical domain readiness.
- Expands technical, technological, and tactical knowledge.
- Expands conceptual and interpersonal capabilities.
- Analyzes and organizes information to create knowledge.
- Maintains relevant cultural awareness.
- Maintains relevant geopolitical awareness.
- Maintains self-awareness: employs self-understanding and recognizes effect on others.

MAINTAINS PHYSICAL AND NON-PHYSICAL DOMAIN READINESS

4-85. Army leaders cultivate holistic health and fitness through both the physical and non-physical domains to make logical and clear-headed decisions. They inspire confidence in their followers and model how to balance the inherent stresses of both personal and professional life. Reducing stress and improving both physical and non-physical fitness are tactics for avoiding sickness, promoting mental clarity, and encouraging similar outcomes in others (see table 4-50 on page 4-48).

Table 4-50. Maintains physical and non-physical domain readiness

Strength Indicators		Need Indicators
Recognizes imbalance or inappropriateness of personal actions. Removes emotions from decision-making. Seeks work and life balance. Applies logic and reason to decide when interacting with emotionally charged individuals. Recognizes stress sources and maintains appropriate challenges to motivate self. Partakes in regular exercise, leisure activities, and time away from routine work. Stays focused on life priorities and values.		Avoids physical activity. Frequently abandons sleep for other activities. Perpetuates a deadline-based environment that leaves no time for relaxation. Engages in unhealthy eating or drinking habits. Uses tobacco products or misuses legal or illegal drugs or other substances. Allows personal emotions to drive decisions or guide responses to emotionally charged situations. Tries to deny, ignore, or push through stress.
Underlying Causes		
Overwhelmed by workload or responsibility. Poor time management. Keeps emotions contained and does not find opportunities to release them. Lacks experience in new position tasks. Believes that being a Soldier or leader means being able to endure or be immune to high stress levels.		
Feedback	Get periodic examinations to assess physical and mental health as well as lifestyle factors affecting health. Obtain guidance on corrective actions from healthcare professionals. Ask a trusted leader for performance feedback on handling emotionally charged issues. Can you remain logical and objective, or do emotions drive decisions? Use a trusted friend or family member to provide feedback on your perceptions and interpretation of events as well as your plans and intended actions.	
Study	Observe the behaviors of other leaders you admire. How do they handle their stress? List the methods they use that you would like to try. Reflect on an incident where stress disrupted your performance. How could you have dealt with the stress better? Consider a high-pressure incident you handled well. What enabled you to deal effectively with the stress? Keep a dietary journal over a week. Identify unhealthy foods and adopt healthier alternatives. Reflect on values and priorities to build a clear sense of direction and perspective. Access the Central Army Registry to complete L20 IMI–The Value of Self-Awareness.	
Practice	Make aerobic exercise a component of personal exercise to maintain cardiovascular health and reduce stress. Maintain interest by including favorite sports, friends, and variety. Organize personal activities daily. Prioritize tasks, track progress, identify accomplishments, and practice time management. Socialize with others and maintain friendships. Find a trusted family member or friend to discuss concerns and issues. Reduce or eliminate alcohol and tobacco consumption.	
Legend:	IMI interactive media instruction	

EXPANDS TECHNICAL, TECHNOLOGICAL, AND TACTICAL KNOWLEDGE

4-86. Technical knowledge consists of specialized understanding of a particular function or system. Army leaders are responsible for leveraging both individual and collective specialized knowledge to complete the mission. They must expand their skills in technical, technological, and tactical areas. This requires an understanding of how functional components relate as well as the requirements for training and logistical planning to support technical operations. Army leaders capitalize on opportunities to share knowledge across an organization, especially to use their subordinate's knowledge to educate others on technical and tactical details (see table 4-51 on page 4-48). Army leaders must maintain awareness of new trends and emerging technologies' availability and application.

Table 4-51. Expands technical, technological, and tactical knowledge

Strength Indicators		Need Indicators	
Seeks knowledge of systems, equipment, capabilities, and situations. Encourages systems understanding. Considers how systems affect doctrine, tactics, organizational design, training, related material, personnel, and facilities. Embraces efforts that share knowledge across and between organizations. Encourages subordinates to share their specialized skills and knowledge. Adapts to new technologies, learning capabilities and shortcomings technical systems offer.		Does attend to information on new trends, developments, ideas, or technologies relevant to or provide context for organizational requirements. Views equipment and technologies in isolation without understanding how they integrate or combine to operate as a system. Sees no personal need to understand technology and technological developments. Hinders the exchange of knowledge between personnel in the organization. Overemphasizes or relies on a single tactic or technical approach that has worked in the past.	
Underlying Causes			
View technologies only as their individual components; not practiced in systems thinking. Tries to avoid time and expense required to share or grow technical or tactical knowledge. Uncomfortable with team changes brought on by knowledge sharing and innovation. Dubious about piloting new technologies or standards. Comfortable with status quo; hesitant to change a proven process or system.			
Feedback	Seek testing and certification in relevant technologies and apply technological competencies.		
	Practice tactics and technologies to address organizational requirements or mission. After each significant attempt, capture the lessons of the experience to guide future attempts.		
	Request that technical staff provide their suggestions on operational and planning details.		
	Request that other technical teams provide updates on their progress and challenges to identify areas that might build collaboration.		
Study	Read or engage in technical discussions to understand how components and processes combine to create systems and how to optimally design and employ these systems.		
	Attend briefings, meetings, or courses that address pertinent technologies including effective uses and limitations.		
	Capitalize on opportunities to share information. Run a professional development interest group or forum to exchange information and keep current on technical and tactical developments.		
	Engage in a professional reading program that includes books and journals that report on tactical and technological developments and their employment to address operational requirements.		
Practice	Employ technologies, organization, people, and processes as an integrated system to produce desired outcomes.		
	List technological knowledge and skills key to individual performance and organizational functions. Acquire and disseminate information about developments in these areas.		
	Organize a session among technical staff from the organization or across similar organizations to share ideas and knowledge.		
	List pros and cons of new technologies or tactics to reason out new system effects.		
	Look for ways to test new ideas and technologies in organization operations; incorporate effective innovations into the organization's business processes. This approach supports continual organizational improvement goals.		

EXPANDS CONCEPTUAL AND INTERPERSONAL CAPABILITIES

4-87. Conceptual abilities enable sound judgment; help Army leaders think creatively; and permit leaders to reason analytically, critically, ethically, and with cultural sensitivity. Army leaders consider intended and unintended consequences and anticipate the results and consequences of important decisions on people and mission. To expand conceptual and interpersonal capabilities, Army leaders use opportunities to improve reasoning and problem-solving skills and to implement the best solution for the unit (see table 4-52 on page 4-49).

Table 4-52. Expands conceptual and interpersonal capabilities

Strength Indicators		Need Indicators
Applies lessons learned to avoid repeating mistakes and guide future actions. Filters unnecessary information efficiently. Sets aside time for self-development, reflection, and personal growth. Understands and appropriately employs critical thinking, imagination, and problem solving under different task conditions. Learns new approaches to problem solving.		Uses limited approaches to problem solving. Accepts problem situations at face value; does not examine them critically or fully; ignores system influences and interactions. Goes with the first solution that might work even if time permits thorough solution development. Becomes overwhelmed and frustrated by the number of situation details. Uses a scattered approach to thinking through problems and developing solutions.
Underlying Causes		
Perceived lack of interest or time to learn or engage in critical and creative thinking and problem solving. Fears the risk of failure when opportunities for innovation present themselves. Does not see the benefit of personal reflection and thought. Perceives a lack of time for self-development, reflection, and personal growth. Dubious about piloting new ideas or approaches to solving problems.		
Feedback	As you lead a team in complex problem solving, use a skilled problem solver to observe and provide feedback on the team's methods, processes, communications, and dynamics. Seek multiple perspectives and ideas from superiors, peers, subordinates, or others outside the organization to get a holistic view of a problem. Meet with team members to discuss alternate approaches to solving a problem or issue. Actively brainstorm ideas and encourage divergent thinking to develop creative solutions. Ask for performance feedback as a planning or problem-solving team member.	
Study	Observe a leader strong at implementing conceptual skills and models. Ask key questions about developing skill at conceptualizing problems and applying critical and creative thinking. Volunteer for a project team addressing a complex issue requiring a creative solution. Observe team methods and processes and reflect on their effectiveness and possible improvements. Read references on how to expand conceptual and analytical skills, such as concept mapping, divergent thinking, systems thinking, or the military decision-making process. Access the Central Army Registry to complete L17 IMI—Leadership Decision Making, L20 IMI—The Value of Self-Awareness, and L25 IMI—Beyond People Skills: Leveraging Your Understanding of Others.	
Practice	Use reflective journaling as an aid for developing critical and creative thinking. Purposefully test new approaches and ideas for problem solving as the mission allows. Note which methods work best for different problems and circumstances. Incorporate lessons learned into processes. When providing guidance, identify known areas needing improvement and have others determine how to avoid the same mistakes. Identify comprehensive, detailed solutions that account for multiple variables.	
Legend:	IMI interactive media instruction	

ANALYZES AND ORGANIZES INFORMATION TO CREATE KNOWLEDGE

4-88. Army leaders prepare themselves for leadership positions through life-long learning, which involves study and reflection in how best to acquire new knowledge (see table 4-53 on page 4-50). Becoming a better learner involves several steps including planning a learning approach, focusing on specific and achievable learning goals, setting aside time to study, organizing new information as it is encountered, and tracking progress.

Table 4-53. Analyzes and organizes information to create knowledge

Strength Indicators		Need Indicators	
Analyzes and synthesizes relevant source information, sees implications, and draws conclusions. Reflects on learning; organizes insights for future application. Identifies reliable data sources and other resources to acquire knowledge. Implements strategies to learn new information faster and more thoroughly. Considers information source, quality or relevance, and criticality to improve understanding.		Draws conclusions based on limited facts or an incomplete understanding of an issue. Organizes data for personal use rather than sharing resources. Does not document information sources. Ignores connections between pieces of information. Accepts information and assertions without critical review or thought to see if it makes sense.	
Underlying Causes			
Lacks a mental structure or frame of reference to organize, connect, and understand information. Assumes that sources are reliable without cross-referencing or checking them. Does not have the time to review newly learned information and organize it for future application. Applies past approaches and current knowledge rather than gain new knowledge and expanded perspectives. Does not understand how to determine or implement a plan or strategy for knowledge acquisition and sharing.			
Feedback	Describe your understanding (such as facts, relationships, or mental models) of an important topic with a topical expert. Seek feedback on the completeness and accuracy of your understanding and advice on how to improve. Apply topical understanding to predict emerging or anticipated events and outcomes. Compare predictions to actual outcomes and reflect on incorrect predictions: what information was misinterpreted or misapplied, what information was lacking, how to become better informed, and how to modify your mental models? Talk with experts in an area of interest who can provide recommendations on new resources relevant to the topic. Discuss how they used that information and translated it into practice.		
Study	Read about studying and reading methods to build understanding and insight. Investigate methods of categorizing and relating information to build mental models and systems understanding. Get instruction on how to conduct library and internet research to find relevant information. Discuss, with an expert in an area of interest, methods, and criteria for evaluating information validity and usefulness. Access the Central Army Registry to complete L17 IMI—Leadership Decision Making or L20 IMI—The Value of Self-Awareness.		
Practice	Develop a personal action plan that identifies personal information needs, how to obtain the information, and how you study and synthesize it to produce needed knowledge and insights. Organize information and data as it is obtained. Consciously look for themes, principles, and connections. Create a concept map showing these elements and connections to organize and understand newly acquired information. Develop a system for organizing, categorizing, integrating, and retrieving needed information. This may involve filing, note taking, or databases. To organize and share information with others, consider online collaboration tools or interest groups. Use reviews to gather and understand important information from organizational events.		
Legend:	IMI interactive media instruction		

MAINTAINS RELEVANT CULTURAL AWARENESS

4-89. In today's contemporary operational environment, it is critical for Army leaders to understand the culture in which they operate including awareness of partners, neutral parties, and adversaries. Army leaders must be mindful of cultural factors that influence members of their unit, multinational partners, host nations and the local populace. Culturally astute leaders use resources more effectively and complete the mission (see table 4-54 on page 4-51).

Table 4-54. Maintains relevant cultural awareness

Strength Indicators		Need Indicators	
Studies issues such as language, values, customs, ideas, beliefs, and thinking patterns that influence self and others.		Fails to maintain an awareness of the effect culture factors can have on outcomes.	
Takes advantage of opportunities to expand knowledge of different cultures and languages.		Relies on tactical solutions without considering cultural influences.	
Stays current on cultural issues that affect working with multinational and host nation partners.		Views other cultures as inferior to own culture.	
Stays aware of current events, particularly those of international interest.		Makes little or no attempt to learn about cultures of adversaries and allies.	
Underlying Causes			
Underestimates, or fails to recognize, the influence that culture can play in shaping a person's values, behavior, ideas, beliefs, and thinking patterns.			
Too busy to learn from previous encounters when cultural issues helped shape events.			
Personal way of thinking about culture and its influence on mission success does not align with Army doctrine.			
Believes that forces from partner nations will think and act like U.S. forces.			
Does not recognize personal biases regarding diversity and people different from themselves.			
Feedback	Connect with someone from a different culture with whom you are comfortable and discuss their culture's social norms, mores, and expectations. Have them provide feedback on the degree of your cultural knowledge and sensitivity.		
	Share what you have learned about other cultures with peers and subordinates. Encourage them to ask questions and provide insights related to your experiences.		
	Take knowledge and skill tests as part of a formal language or culture-related course.		
Study	Read about cultural awareness and the role that cross-cultural proficiency plays in influence and work across cultures, especially related to military operations.		
	Read novels or short stories placed in and written by authors from cultures of interest.		
	Join a club or professional association that fosters and encourages cross-cultural contact and understanding.		
	Study a foreign language through college, professional association, or computer-based learning opportunities. Seek information on the accompanying cultural norms and expectations.		
	Take courses or engage in independent study of cultural anthropology, comparative religion, and other similar culture-spanning topics.		
Practice	Set aside dedicated time to read the news, paying particular attention to areas where America has national interests.		
	Access the Central Army Registry to complete L13 IMI–Seeking and Incorporating Diverse Ideas.		
	Consider subordinates' cultural backgrounds. Use their background or experiences to increase others' understanding and awareness and to accomplish the mission.		
	Take advantage of cultural and language training courses and other learning opportunities.		
	Discuss current cultural issues with subordinates and with other leaders. What effects do current issues have on unit effectiveness? What future effect could they have?		
Practice	Consider the historical evolution of other cultures and the functions that different cultural elements serve in preserving the society.		
	Inventory your opinions and create actionable steps to eliminate any obstacles you face that impede greater understanding of different people.		
	Legend: IMI interactive media instruction		

MAINTAINS RELEVANT GEOPOLITICAL AWARENESS

4-90. Today's military leaders are expected to operate in multiple physical and cultural environments worldwide. To be prepared for worldwide deployment, military leaders must stay current on events and national policies around the world that may affect national interests or potentially lead to military intervention. This requires an understanding of American interests; an appreciation of international, political, and military processes; and study of relevant news from around the world (see table 4-55 on page 4-52).

Table 4-55. Maintains relevant geopolitical awareness

Strength Indicators		Need Indicators	
Learns about societies, news, and events outside America through self-study. Can describe America’s effects on other countries. Applies understanding of Army influences on other countries, multinational partners, and opposing forces to support the mission. Understands factors influencing conflict and peacekeeping, peace enforcing, and peacemaking missions. Explains the implications and possible outcomes of geopolitical events to team members.		Demonstrates lack of awareness or concern for geopolitical issues and their relevance to military operations. Views military solutions as only applying military power. Unaware of other American government agencies’ contributions to planning and operations. Views countries as disconnected rather than mutually influencing global system components.	
Underlying Causes			
Unwilling or unskilled in using influence and negotiation to achieve mission objectives. Embraces a limited and simplistic view of the scope of military objectives and methods. Unaware of the influence and intricacies of the global political network. Has trouble relating to other cultures or believes that personal culture is superior. Views political issues, considerations, and behaviors as unsavory.			
Feedback	Discuss geopolitical events with knowledgeable individuals to test personal perceptions and understanding of related facts and implications.		
	Review the effectiveness of mission performance or training events related to peacekeeping, peace enforcing, and peacemaking. Examine actual or likely political outcomes of decisions and unit’s actions.		
	Meet with the team to brainstorm creative solutions to any challenges the unit is facing or likely to face because of geopolitical events.		
Study	Get in the habit of reading newspapers, news magazines, or online news sources. Seek out news on societal and political issues around the world.		
	Research the cultures, physical resources, geography, histories, aspirations, policies, and geopolitical climates of the countries likely to affect national interests.		
	Consider how other nations and cultures respond to current geopolitical events. How are other militaries acting or reacting?		
	Access the Central Army Registry to complete L13 IMI–Seeking and Incorporating Diverse Ideas.		
Practice	Lead group discussions on current geopolitical events. Consider questions such as, What driving factors cause international conflicts? What cultures are involved? What role might the Army play in mitigating or resolving these conflicts?		
	When making military decisions or planning military operations, consider how the methods and outcomes may affect American interests and international perceptions.		
Legend:	IMI interactive media instruction		

MAINTAINS SELF-AWARENESS

4-91. Self-aware leaders know themselves, including their traits, feelings, and behaviors. They employ self-understanding and recognize their effect on others. Self-aware leaders recognize their strengths and developmental needs across a range of environments and progressively use this knowledge to develop a clear, honest picture of capabilities and limitations (see table 4-56 on page 4-53). Leaders must be flexible and adaptable by constantly assessing abilities and limitations in the context of mission requirements.

Table 4-56. Maintains self-awareness

Strength Indicators		Need Indicators		
Actively evaluates strengths and developmental needs. Learns from mistakes and makes corrections; learns from experience. Considers feedback on performance, outcomes, and actions taken by others to achieve similar goals. Determines personal goals and how to achieve them. Develops capabilities and seeks opportunities to improve in areas needing development. Understands self-motivation under various conditions.		Unclear on personal and professional values, priorities, and objectives. Is uncomfortable with the status quo; has no developmental direction or goals. Not attentive to others' reaction. Completes tasks and moves on without reflecting on what went well and what could go better next time. Rejects or lacks interest in feedback. Unaware of their effect on others.		
Underlying Causes				
Fearful of identifying personal developmental needs or the effort required to resolve them. Does not think personal improvement is necessary. Disconnected or aloof from team members and subordinates. Not practiced or in the habit of self-observation, analysis, and reflection. Has personal blind spots or biases that block or distort self-observation, analysis, and reflection. Lacks self-awareness and the ability to self-manage. Does not ask for feedback.				
Feedback	Seek feedback openly and actively by sitting down and informally talking with team members and subordinates.			
	Complete a multi-source assessment to receive feedback from peers, subordinates, and superiors.			
	Discuss a recent accomplishment or setback with a coach, friend, or other trusted individual who can provide you with honest feedback and encouragement.			
	Analyze personal behaviors, performance, and interests to identify strengths and developmental needs. Share them with a trusted family member or associate and ask for their feedback.			
Study	Keep an experience journal. Reflect on successful and unsuccessful situations. Document events: describe what happened, your reactions, others' reactions, and why. What can you learn based on what you did and how you felt?			
	Analyze the gaps between your actual and desired self. Investigate ways that you can close those gaps using training, coaching, mentoring, books, and other learning materials.			
	Analyze others' actions from multiple events. Think about the situations leading to the events, behaviors, and apparent motives during the events, and consequences or outcomes.			
	Take time for personal reflection during your daily routine. Consider recent thoughts and behaviors and how they relate to your values, priorities, and goals.			
	Access the Central Army Registry to complete L13 IMI–Seeking and Incorporating Diverse Ideas, L14 IMI–Achieving Shared Understanding, L15 IMI–The Art of Asking Questions, L19 IMI–Building Working Relationships Across Boundaries, L20 IMI–The Value of Self-Awareness, L21 IMI–Seeking and Delivering Face-to-Face Feedback, L23 IMI–Building Trust, L21 IMI–Navigating Contentious Conversations, and L25 IMI–Beyond People Skills: Leveraging Your Understanding of Others.			
Practice	Complete a multi-source assessment. These assessments collect data from peers, subordinates, superiors, and you to provide information on strengths and developmental needs.			
	Create an IDP that identifies strengths and developmental needs and the activities to achieve objectives.			
	After important meetings or encounters, reflect on your statements and behaviors and their apparent effect on others. Reflect on your reactions to statements and behaviors.			
	Find a coach to guide you through self-improvement. Good coaches know how to effectively collect and digest feedback and make it relevant and specific to you.			
Legend:	IDP	individual development plan	IMI	interactive media instruction

CREATES A POSITIVE ENVIRONMENT/FOSTERS ESPRIT DE CORPS

4-92. Leaders have the responsibility to establish and maintain appropriate expectations and attitudes that foster healthy relationships and a positive organizational climate. Leaders are charged with improving the organization while accomplishing missions. They should leave the organization better than it was when they arrived. This competency has eight components:

- Fosters teamwork, cohesion, cooperation, and loyalty (esprit de corps).
- Encourages fairness and inclusiveness.
- Anticipates others' on-duty needs.
- Sets and maintains high expectations for individuals and teams.
- Creates a learning environment.
- Encourages open and candid communications.
- Encourages subordinates to exercise initiative, accept responsibility, and take ownership.
- Demonstrates care for follower well-being.

FOSTERS TEAMWORK, COHESION, COOPERATION, AND LOYALTY (ESPRIT DE CORPS)

4-93. A team is a group of individuals with complementary skills committed to a common purpose, set of performance goals, and approach for which they hold themselves mutually accountable. Commitment may not always be present from the start, but it is critical for team sustainability. The team needs to have a detailed common purpose so that all members can understand the what, how, and who (see table 4-57).

Table 4-57. Fosters teamwork, cohesion, cooperation, and loyalty

Strength Indicators	Need Indicators
Encourages people to work together effectively. Promotes teamwork and achievement to build trust. Draws attention to consequences of poor coordination. Attributes mission success or failure to team performance. Rapidly and effectively integrates new members. Uses unit activities to build cohesion and trust. Encourages team members to take on extra responsibilities for unit betterment. Maximizes talents of all team members.	Attributes mission success or failure to individual performances. Regularly provides meaningful assignments to high-performing or experienced team members over new or less experienced team members. Maximizes the skills and talents of only a few team members. Permits team members to take independent approaches to accomplishing unit tasks.
Underlying Causes	
Places greater importance on individual contribution than team-based contribution. Manages a group that prefers to work individually rather than as a team. Feels less comfortable guiding a team than guiding individuals. Lacks a clear process for integrating new members and making them feel like they are part the team. Lacks awareness of team members' talents and capabilities. Lacks trust in team members' capabilities and dependability.	
Feedback	Use reviews to share feedback and promote unit and team self-improvement. Share ways that the team could improve, rather than singling out individuals. Articulate team members' strengths, limitations, preferences, and beliefs to superiors. Advocate and promote unit interests and needs. Seek feedback on how you work with team members to promote mission accomplishment, and how you provide purpose, direction, and motivation to team members. Assess your ability to manage the team. How do you facilitate teamwork and cohesion? Do you support and guide team members through difficult situations?

Table 4-57. Fosters teamwork, cohesion, cooperation, and loyalty (continued)

Study	<p>Set aside time to become familiar with subordinates' career goals. Ask subordinates questions that treat them as individuals who you want to see succeed.</p> <p>Identify respected or admired informal and formal unit leaders. Examine why others view this individual as a role model. Seek ways to build cohesion and teamwork.</p> <p>Solicit recommended reading or documents on team building from trusted mentors and from content experts within the Army.</p> <p>Identify and develop clear linkages between team training and higher unit missions and success.</p> <p>Access the Central Army Registry to complete L16 IMI–Rapid Team Stand-up: How to Build Your Team ASAP, L23 IMI–Building Trust, and L27 IMI–Fostering Team Unity.</p>
Practice	<p>Define and gain agreement on team missions, standards, and expectations. Have all team members participate in this process so they buy into what is developed.</p> <p>Identify and address internal conflicts to minimize effects on team productivity and morale.</p> <p>Identify and determine opportunities to highlight team interdependencies. Illustrate how an ability to perform in the position successfully depends on others' performance.</p> <p>Acknowledge and celebrate team accomplishments to build cohesion. Define success by team accomplishment rather than individual achievement.</p> <p>Welcome and transition new team members by ensuring their first few weeks go smoothly. Assign a mentor or buddy; speak with them periodically.</p> <p>Promote teamwork across units and discourages us-versus-them thinking and behaviors.</p> <p>Reinforce and promote a sense of identity and pride among team members.</p>
Legend: ASAP as soon as possible IMI interactive media instruction	

ENCOURAGES FAIRNESS AND INCLUSIVENESS

4-94. To build a positive climate, leaders should use consistent but flexible policies and viewpoints in treating others with respect. While leaders should treat all team members fairly and consistently, not everyone will be treated exactly the same since not all have the same strengths or needs. Fairness means that no one gets preferential treatment but leaves leeway for team member capabilities and needs. Inclusiveness means that all are valued and accepted into the organization, regardless of differences (see table 4-58).

Table 4-58. Encourages fairness and inclusiveness

Strength Indicators	Need Indicators
<p>Applies the same guidance, requirements, and policies to all team members and subordinates in the organization.</p> <p>Uses team members' skills and capabilities without providing preferential treatment.</p> <p>Adheres to equal opportunity policies and prevents harassment.</p> <p>Encourages and supports diversity and inclusiveness.</p> <p>Actively seeks to integrate all team members and subordinates into the unit.</p> <p>Encourages learning about and leveraging diversity.</p>	<p>Plays favorites.</p> <p>Exempts a select few team members from duties.</p> <p>Selects the same high-performing members for almost all developmental opportunities.</p> <p>Keeps high performers from attending developmental opportunities due to their value to the unit mission.</p> <p>Grants permission for training and professional development only for developmental needs.</p> <p>Allows groups or teams to isolate individuals they do not like or may have difficulty fitting in.</p> <p>Saddles burden on high performers.</p> <p>Tolerates inappropriate or discriminatory behavior.</p>
Underlying Causes	
<p>Gravitates to certain team members and wants to provide them with opportunities for development.</p> <p>Does not successfully balance the need to develop Soldiers with the need to accomplish the mission.</p> <p>Uses favoritism as a tool to retain team members and subordinates.</p> <p>Trusts high performers to produce results with limited oversight and guidance.</p> <p>Does not realize that team members or subordinates are isolating select team members.</p> <p>Conducts an incomplete assessment of group or individual capabilities.</p> <p>Does not recognize personal biases regarding diversity and people different from themselves.</p>	

Table 4-58. Encourages fairness and inclusiveness (continued)

Feedback	<p>Dedicate time during the duty day to meet subordinates one-on-one to ask about their feelings regarding fairness in the unit. Do they believe only a select few get opportunities? Do some tasks lead to more development than others do?</p> <p>If a team member says you are unfair, ask about their feelings. Let them speak their mind. Reflect upon what they said: do their views have merit? Seek out a trusted peer to solicit input regarding the potential lack of fairness.</p> <p>Consult with a trusted subordinate to discover biases that unit members may hold toward others based on their character, personality, religion, race, ethnicity, or culture. Discuss the biases and devise strategies to overcome them.</p>
Study	<p>Create an action plan with specific tactics detailing how to make the unit fairer and more inclusive. Document monthly progress toward these goals.</p> <p>Set aside time to familiarize yourself with policies related to equal opportunity and harassment that outline team members' and subordinates' responsibilities.</p> <p>Document how you apply guidance, requirements, and policies to each team member's roles and responsibilities in case you need to reference or communicate it later to someone else.</p> <p>Participate in a training course or read reference material on how to create an inclusive environment. Document how specific information pertains to the organization.</p> <p>Reflect upon your record of selecting subordinates for developmental assignments and opportunities (including resident training and education). Was your approach fair?</p> <p>Access the Central Army Registry to complete: L13 IMI–Seeking and Incorporating Diverse Ideas; L23 IMI–Building Trust.</p>
Practice	<p>Lead by example by treating others the way you want to be treated. Favoritism makes team members feel they are not important. Invest time and effort in all members to develop them.</p> <p>Create a succession plan for key positions in your organization. Develop a pool of individuals who could fill the positions in case some do not work as expected.</p> <p>Directly challenge unit obstacles to inclusiveness. Does the unit have individuals who do not mesh well with the group? What prevents them from successfully integrating?</p> <p>Review the counterproductive leadership modules on the CAPL website to identify, assess, and address counterproductive behaviors.</p>
Legend: CAPL Center for the Army Profession and Leadership IMI interactive media instruction	

ANTICIPATES OTHERS' DUTY NEEDS

4-95. To anticipate team member and subordinate on-duty needs, leaders should be aware of each individual's responsibilities, duties, strengths, current workload, as well as their professional interests and goals (see table 4-59 on page 4-57). In addition, leaders should become aware of subordinate strengths and developmental needs to provide a holistic understanding of where they currently are and where they want to be. Attempt to match subordinates with tasks and opportunities that not only foster career and professional development, but also align with their interests and motivations.

Table 4-59. Anticipates others' duty needs

Strength Indicators		Need Indicators	
Monitors subordinates' current positions, duties, strengths, and developmental needs for a performance baseline. Discusses and verifies subordinates' interests and goals during formal counseling or informal conversations. Interacts with subordinates to ensure clarity in roles and responsibilities and satisfaction and morale are high. Assigns roles based on members' interests, motivation, strengths, and developmental needs against mission tasks.		Does not attempt to account for team member and subordinate developmental needs, professional interests, satisfaction, or morale in assigning positions or tasks. Resources projects without a clear commitment to meet expectations within the required time. Interacts with and observes staff infrequently. Just does it and does not analyze the mission and risk.	
Underlying Causes			
Assumes individuals have the same interests and motivators. Allocates insufficient time to become aware of subordinates' professional interests, motivation, strengths, and developmental needs. Believes a leader's role is to tell people what to do without telling them why. Overly focused on placing the mission first. Does not consider individual and unit morale when assigning individual and unit tasks.			
Feedback	Ask subordinates to discuss their position responsibilities. Ensure their understanding of their responsibilities matches your expectations. Reconcile differences through conversation. Conduct periodic meetings with trusted staff to discuss and gather feedback regarding unit morale and ways to better anticipate the unit staff's on-duty needs. Conduct debriefs after mission completion to compare performance with success and failure indicators, discuss learning opportunities, and focus on problem-solving regarding mistakes. Have periodic discussions with subordinates to discuss their current positions, duties, and professional interests and goals, and how well current duties align with their goals.		
Study	Assess current positions against the mission to identify tasks, knowledge, skills, and abilities the mission requires and are likely to develop. Determine if additional support is needed, such as resources (including time) or a mentor. Identify and provide resources to team members and subordinates, such as aids and decision support tools, to help make task achievement easier and more stress-free. Observe team members and subordinates performing their duties during typical operations to gauge their motivation and morale levels. Access the Central Army Registry to complete L01 IMI–The Leader's Role in Providing On-the-Job Learning and Support and L29 IMI–Managing Time.		
Practice	Assign roles after considering strengths, needs, and professional interests against mission tasks. Assign challenging roles that assist growth, skill development, and confidence. Communicate expectations to unit members about tasks. Be upfront about intentions why this is a learning opportunity. Create opportunities for on-duty learning by pairing team experts with novices. Weigh the criticality and time available to accomplish tasks. Time permitting, adjust the pace and personnel involved to balance individual development with meeting objectives.		
Legend: IMI interactive media instruction			

SETS AND MAINTAINS HIGH EXPECTATIONS FOR INDIVIDUALS AND TEAMS

4-96. Leaders sometimes focus considerable energy on annual performance reviews and do not give sufficient attention to providing guidance and establishing expectations during a rating period. Providing direction and setting expectations are crucial to getting the best results and promoting professional development. When setting expectations with team members and subordinates, ensure stated expectations connect to unit objectives and mission, clearly expressed, and mutually agreed upon (see table 4-60 on page 4-58).

Table 4-60. Sets and maintains high expectations for individuals and teams

Strength Indicators		Need Indicators	
Clearly articulates expectations for subordinates and teams. Expects good performance; does not accept poor performance. Recognizes superior performance. Identifies poor performance and attempts to understand and address its cause. Speaks frequently with an individual or unit regarding their ability to meet the standard. Ensures that expectations relate clearly to unit goals, objectives, and mission.		Only sets expectations once per year during the subordinate's performance review. Speaks infrequently with team members regarding how they meet expectations and standards. Determines expectations for subordinates without discussion or consultation. Does not communicate individual and team expectations. Provides expectations to subordinates or teams during the task rather than at the beginning.	
Underlying Causes			
Feels uncomfortable discussing areas for improvement and delivering feedback. Unclear what expectations for team members and subordinates at different levels should look like. Has not allocated appropriate time to speaking with individuals or teams regarding expectations. Believes the unit leader should articulate expectations to unit members rather than obtaining acceptance and buy-in from unit members regarding the expectations. Does not clearly understand how expectations of subordinates and teams relate to the unit's mission.			
Feedback	Have a peer review performance expectations you developed for subordinates or team leaders to ensure they are reasonable. Discuss unit expectations and assign stretch tasks to willing individuals or teams. Ensure they can visualize how to achieve the goals, or they will not be able to define a path forward. Periodically assess how measuring performance expectations is going. Ensure that the data and measures accurately assess performance against expectations.		
	Study other organizations' performance expectations in the military, public, and private sectors and develop a best practices list based on what you learned. Ensure you understand and can discuss the organization's mission and goals. Examine if the unit has a process for goal setting, evaluation, feedback, and accountability that lets team members and subordinates know how they are doing. Research how to develop clear, challenging, and achievable goals; discuss with unit members. Access the Central Army Registry to complete L07 IMI—Creating and Supporting Challenging Job Assignments and L10 IMI—Creating and Promulgating a Vision of the Future.		
	Develop expectations for subordinates together. This should not be a management-only task. Develop useful measures for performance expectations agreed upon by the entire team. Measures should be consistent for all to assess capabilities related to the task. Encourage team members and subordinates to stretch themselves to reach for new goals during their performance review. Ask how you know it is a stretch. Ensure performance expectations are clear and not open to interpretation. Remember to make them specific and document them. Develop a clear rewards and recognition system. Recognition should communicate the expectations from team members and subordinates for behaviors and conduct.		
Legend: IMI interactive media instruction			

CREATES A LEARNING ENVIRONMENT

4-97. The Army seeks to constantly reinvigorate and renew its processes to accomplish its mission more efficiently and effectively. The Army depends on the experiences of its people and organizations to contribute to a climate that values and supports learning. By acknowledging and embracing the importance of learning, leaders actively foster both a culture dedicated to life-long learning and cadre who possess a thirst for knowledge and innovation (see table 4-61 on page 4-59).

Table 4-61. Creates a learning environment

Strength Indicators		Need Indicators	
Uses effective assessment and training methods. Challenges how the organization operates, especially processes that “have always been done that way.” Discards outdated techniques or procedures. Regularly expresses the value of seeking advice. Encourages leaders and their subordinates to reach their full potential. Motivates innovative and critical thinking in others. Seeks new approaches to problems.		Puts the onus on other leaders to take responsibility for their subordinates’ development. Adopts an alone mentality; fosters an individualistic unit climate. Requires that others follow the rules, allowing no room for deviation or innovation. Holds on to dated techniques or procedures, regardless of utility, efficiency, or effectiveness. Accepts outcomes as they are and moves on. Fails to seek advice when facing new, complex tasks.	
Underlying Causes			
Unaware or unwilling to improve the effectiveness of assessment and training methods. Believes that no matter what example is set, subordinates will not seek self-development opportunities. Feels that rules and procedures were put in place to be followed. Supports traditional values and approaches to problems. Afraid of change and the possible difficulties and turmoil that accompany new techniques or procedures. Feels effective leaders take charge and are decision makers. Seeking advice is a sign of weakness.			
Feedback		Informally ask about unit processes. Identify those that appear to be performed because “they have always been done that way.” Brainstorm ways to improve these processes. Ask why you perform processes or activities a certain way. If the best answer you have is “Because I’ve always done it that way,” reconsider your approach. Ask unit members about processes that frustrate them. Encourage them to think of a more effective way. Show you value their feedback by incorporating appropriate suggestions. Have a conversation with your superior about the unit environment. Ask if they feel it currently supports learning or if there are ways to be more supportive. Gather lessons learned from recent tasks to improve future execution.	
Study		Ask other unit leaders what assessment and training techniques they are using. Document these techniques and evaluate which ones would work best. Understand how the Army officially defines life-long learning. Think about what that means for you, the unit, and the Army. Think about inspiring leaders. Highlight their actions that advanced the Army as a learning organization. Use these to spur insights you may be able to incorporate. Study a unit process. Document how it occurs from start to finish. Identify and brainstorm possible solutions to either overcome or circumvent obstacles. Access the Central Army Registry to complete L01 IMI–The Leader’s Role in Providing On-the-Job Learning and Support and L06 IMI–Supporting the Developing Leader Review counseling and coaching resources on the CAPL website.	
Practice		Conduct brainstorming sessions with subordinates to address likely issues the unit may face. Consider it an opportunity to reinforce the importance of sharing others’ advice or counsel. While performing duties, identify processes or procedures that seem slow or inefficient. Identify and incorporate new methods to increase efficiency. Set a self-development example by sharing opportunities related to developmental activities or training. During the next unit briefing, emphasize the importance of seeking others’ counsel. Couch it in the context of the Army’s organization-wide commitment to life-long learning.	
Legend: CAPL Center for the Army Profession and Leadership IMI interactive media instruction			

ENCOURAGES OPEN AND CANDID COMMUNICATIONS

4-98. Good leaders encourage collaboration through open and candid communication to create environments where others feel free to contribute and know their ideas and input are valued. Creating an open environment is a key to developing a unit capable of responding to change. Leaders who value and reinforce open and

candid communications show respect for subordinate opinions, recognize others' viewpoints, and encourage input and feedback (see table 4-62).

Table 4-62. Encourages open and candid communications

Strength Indicators		Need Indicators	
Guards against groupthink; reinforces importance of expressing contrary and minority viewpoints. Remains calm, objective, and facts-focused when receiving potentially bad news. Encourages input and feedback during change. Respects others' opinions even in disagreement. Exhibits positive attitude to encourage others and improve morale. Displays appropriate reactions to new or conflicting information or opinions. Guards against groupthink.		Demeans team member and subordinate opinions either consciously or subconsciously. Halts conversation when it appears to move toward a change in unit processes or practices. Reacts viscerally or angrily when receiving bad news or conflicting information. Shares information and understanding with select favorites who disseminate information to the rest. Demonstrates non-verbal behavior that keeps others from sharing input (such as frowning, checking mobile devices, or ignoring others when speaking).	
Underlying Causes			
Concerned that too much open communication can lead to too much talking and not enough doing. Wants to stay true to the current unit direction provided by superiors. Has too many simultaneous tasks moving forward to take time to hear others' ideas. Does not fully understand the relationship between an open environment and adapting to change. Adapts poorly (emotionally or cognitively) to unforeseen problems, bad news, or conflicting information. Feels the need to control information. Fails to address others' behavior that impedes effective communication.			
Feedback	Hold monthly updates where members share information and provide status on tasks. Hold a brainstorming session or forum with team members to discuss possible solutions to obstacles currently impeding progress. Ask for opinions on how to remove the obstacle. Hold regular unit meetings to discuss internal operations and ongoing issues. Stress taking initiative, underwriting honest mistakes, and continual improvement. Ensure team members feel comfortable presenting their thoughts and ideas. If they are uncomfortable, converse one-on-one to seek their feedback and input into the process. Lead by example. Ask for feedback from team members and subordinates on your ideas. If they produce a good idea or insight, incorporate it into a new initiative.		
Study	Observe a leader whose unit has an open communications environment. Incorporate their approach into personal practices. Take a course on soliciting input and open communications. Ensure the course has hands-on examples and scenarios so you can practice improving your skills. Reflect upon your communication style. Is it conducive to the open and candid flow of information and ideas? Note things to improve and incorporate these changes. Research how to foster an open communications environment. Access the Central Army Registry to complete L13 IMI–Seeking and Incorporating Diverse Ideas, L21 IMI–Navigating Contentious Conversations, or L26 IMI–Leader as Follower.		
Practice	Try to know superiors, peers, and subordinates. Showing interest lets them know they are valued as unit members beyond the work they produce. Show team members that their ideas are valued and are an important part of unit success. Demonstrate results by empowering team members and subordinates when they develop a good idea. Communicate that their idea was so strong that the unit will implement it. Recognize team members and subordinates for duties well done at meetings or events. Conduct regular informal discussions to address problems and improve processes. Guide the conversation to reinforce and cultivate opinions or views that differ from typical responses. Review the counterproductive leadership modules on the CAPL website to identify, assess, and address counterproductive behaviors		
Legend:	CAPL Center for the Army Profession and Leadership IMI interactive media instruction		

ENCOURAGES SUBORDINATES

4-99. As a leader, one of the greatest challenges is to encourage subordinates to exercise initiative, accept responsibility, and take ownership. Subordinates may hesitate to step forward and express their knowledge or provide information because they fear they are wrong or do not want additional tasks. A leader builds a subordinate's confidence to solve problems and accept responsibility, sets conditions that foster taking initiative, and encourages input from anyone who understands the subject matter (see table 4-63).

Table 4-63. Encourages subordinates

Strength Indicators	Need Indicators
Encourages subordinates to explore new approaches to a problem.	Hesitates to consider or incorporate subordinates' suggestions into Army unit tasks.
Pushes decision making to the lowest appropriate level to encourage subordinate responsibility and empowerment.	Defines the course for most tasks without consulting team members or experienced subordinates.
Involves others in decisions; informs them of consequences that affect them.	Uses only approved approaches to solving problems or completing tasks.
Involves subordinates in tasks to ensure ownership and accountability.	Uses only the same small cadre of team members to support decision-making.
Guides team members and subordinates in thinking through problems for themselves.	Takes time to inform a subordinate on how to perform all aspects of a specific task.
Reinforces and rewards initiative.	Treats Soldiers' honest mistakes as things to avoid or prevent—not as opportunities to learn.
Underlying Causes	
Satisfied with the status quo; does not seek to improve the unit.	
Feels a lack of control when delegating decision-making authority to subordinates.	
Has insufficient time to help subordinates think through problems; has trouble trusting others' judgments.	
Feels that subordinates are not stepping up to take on new opportunities and challenges.	
Feels that delegating decision-making to lower levels compromises mission success.	
Feedback	When presented with a new task, interview interested team members. Select the best candidate. With new tasks, brainstorm with team members to discuss possible solutions to obstacles currently impeding progress. Ask for opinions on how to remove obstacles. Hold regular unit meetings to discuss internal operations and ongoing issues. Stress taking initiative, underwriting honest mistakes, and continual improvement. Check-in with team members to ensure they do not feel overwhelmed making critical decisions.
Study	Take a course or training on delegation and implement learned techniques on-duty. Consult a mentor to discuss your delegating skills. Create tangible practices to use on-duty. Observe a peer or superior who is adept at delegating responsibility. Examine their process for selecting subordinates and communicating responsibility and expectations. Allocate time to create an initiatives wish list that you as a leader would like to take on. Share the list with team members and subordinates and discuss how to make wish list items a reality. Read a reference book or article to learn about effectively encouraging subordinates to exercise initiative, accept responsibility, and take ownership. Access the Central Army Registry to complete L06 IMI—Supporting the Developing Leader, L07 IMI—Creating and Supporting Challenging Job Assignments, and L22 IMI—Enabling Subordinates Using Mission-Focused Delegation.
Practice	Use teams with diverse backgrounds and experience to attack new or complex problems and operations. Encourage trial and error for solutions that are not obvious. Delegate stretch assignments to subordinates. Match task complexity to skill-level and potential. Monitor delegated tasks, but do not micromanage. Use progress-related milestones or reviews to ensure progress. Encourage subordinates to ask questions and discuss challenges. Have subordinates define what taking initiative and ownership mean to them. Discuss their responses one-on-one and create or provide opportunities to help them develop. Analyze with subordinates likely problems the unit may face; guide discussion as Soldiers identify obstacles to taking initiative. Use this information to cultivate initiative and ownership.
Legend:	IMI interactive media instruction

DEMONSTRATES CARE FOR FOLLOWER WELL-BEING

4-100. Army leaders should cultivate physical and mental health by being logical and clear-headed when making decisions. Leaders who emphasize mental and physical health and well-being inspire confidence in subordinates and set an example of how to balance the inherent stresses of both personal and professional life (see table 4-64). Improving personal holistic health and fitness are tactics for promoting health, encouraging mental clarity, and inspiring similar outcomes in others.

Table 4-64. Demonstrates care for follower well-being

Strength Indicators		Need Indicators	
Ensures subordinates' and their families' health, welfare, and development are provided for.		Unwilling to decline taskings even when the unit is overburdened or at the breaking point.	
Monitors morale and encourages honest feedback.		Fails to provide family and individual support needs.	
Sets a personal example for colleagues.		Takes credit for unit success or unfairly blames subordinates when failures are experienced.	
Nurtures long-term well-being through rigorous training and preparation.		Ignores morale indicators and promotes overly optimistic feedback.	
Understands and nurtures subordinates' intrinsic motivators.		Does not share in the hardships experienced by Soldiers.	
Sends a subordinate home after working long hours.		Coddles subordinates with easy, comfortable training.	
Gives subordinate time off to deal with family matters.			
Underlying Causes			
Wishes to avoid controversial or critical decision-making.			
Wants to please, impress, and create a positive impression to superiors (such as not declining taskings).			
Focused on accomplishing the short-term mission without sufficient concern for the long-term needs and well-being of Soldiers and their families.			
Expects more of subordinates than self.			
Prizes personal relationships over the organization's health, welfare, and safety.			
Expects subordinates to be self-sufficient or capable of addressing issues independently.			
Feedback	Encourage others to share candid opinions, reiterating that you welcome different perspectives.		
	Speak with the team and their families to determine how you can better serve them.		
	Solicit feedback from subordinates on specific issues affecting morale to understand issues.		
	Ask subordinates to explain a range of perspectives on an issue rather than only their opinions.		
	Discuss with the team how to improve training exercises to meet specific objectives.		
	Seek feedback from trusted subordinates regarding their unit welfare and morale perceptions, including families. Identify potential stressors or factors negatively affecting the unit and work with subordinates to identify ways to address them.		
Study	Observe the behaviors of other leaders you admire. Note how these leaders make difficult decisions that balance Soldier welfare with mission accomplishment.		
	While maintaining awareness of Army programs, identify and investigate programs offered by local communities and social service organizations that may help Soldiers and their families.		
	Reflect upon your actions to balance Soldier and family welfare with mission accomplishment. When your actions fail to maintain this balance, reflect upon your motivations.		
	Question the value of training exercises. Are they rigorous for rigor's sake or do they serve a specific objective, such as safer or more efficient operations?		
	Access the Central Army Registry to complete L21 IMI–Seeking and Delivering Face-to-Face Feedback.		
Practice	Set aside social time with subordinates, peers, and their families. These activities can help develop compassion and provide insight for ways to help meet their needs.		
	Draft a vision statement of how you want members to be treated. When the unit's treatment does not live up to your standards, identify improvement objectives to implement.		
	Create a record of each time you rebuke a peer or subordinate for failing to live up to set standards. In the record, include when you failed to meet the same standard.		
	Have subordinates and peers explain their understanding for specific training exercises. Seeing the links among training, safety, and effectiveness leads to respect of training rigor.		
Legend:	IMI interactive media instruction		

DEVELOPS OTHERS

4-101. Leaders encourage and support others to grow as individuals and teams. They facilitate achieving organizational goals through assisting others to develop. They prepare others to assume new positions elsewhere in the organization, making the organization more versatile and productive. This competency has four components:

- Assesses others' developmental needs.
- Counsels, coaches, and mentors.
- Facilitates ongoing development.
- Builds team skills and processes.

ASSESSES OTHERS' DEVELOPMENTAL NEEDS

4-102. Regular counseling and evaluation of subordinates allows leaders to have a greater knowledge of their capabilities—including their strengths and limitations. This knowledge can help optimize Soldier and unit performance (via improved staffing decisions)—it demonstrates to Soldiers that leaders care about their performance and their development. Investing time and resources into team members' and subordinates' developmental needs fosters enhanced well-being for the individual and leads to improved unit and Army performance (see table 4-65).

Table 4-65. Assesses others' developmental needs

<i>Strength Indicators</i>		<i>Need Indicators</i>
Identifies subordinate internal drivers and uses those motivators to analyze developmental needs.		Gathers information about a subordinate's performance from only one source or a few times.
Gathers information about a subordinate's developmental needs from multiple sources.		Assesses Soldiers on a small number of performance dimensions or competencies.
Reviews assessments or reports about a subordinate's interests or capabilities.		Reviews only one completed assessment or report.
Observes and monitors subordinates under different conditions.		Notifies subordinates only when challenged.
Helps subordinates develop IDPs.		Generalizes subordinates' leadership patterns, strengths, and developmental needs based on limited observation.
<i>Underlying Causes</i>		
Does not allocate the necessary time to get to know subordinates and understand their developmental needs.		
Too busy to actively monitor subordinate performance on the full range of performance competencies.		
Lacks clear understanding of subordinates' position requirements.		
Uncomfortable delivering constructive feedback.		
Time pressures hinder ability to provide immediate feedback.		
Views an individual's continual development as a low-ranking priority.		
<i>Feedback</i>	Hold development discussions with subordinates at least once every three months. Integrate these discussions into the typical duty hours.	
	Communicate to people that their work is important, even if it is simply saying, "Thank you, I appreciate your hard work."	
	Be open and tactfully forthright with people when discriminating between subordinates' developmental needs. Make decisions in the Army's best interest.	
	Elicit input and feedback from subordinates on unit developmental needs.	

Table 4-65. Assesses others' developmental needs (continued)

Study	<p>Become familiar with subordinates' personal and career goals, as appropriate.</p> <p>Become knowledgeable of subordinates' roles, responsibilities, and duty requirements. This provides a better understanding of what right looks like to aid Soldier evaluations.</p> <p>During a usual workday, analyze the organization's overall approach to managing multiple priorities. How does this approach affect subordinates and their developmental needs?</p> <p>Observe another leader analyzing a subordinate's developmental needs. What communication skills are used? Record the questions asked, language used, balance between positive and negative feedback, and time spent listening.</p> <p>Read a reference book or learn from listed resources.</p> <p>Review counseling and coaching resources on the CAPL website.</p>
Practice	<p>Allocate time during the duty day to help subordinates create and implement an IDP. Have subordinates identify only one or two concrete goals at a time to build confidence and decrease frustration with vague, overly ambitious goals.</p> <p>Set up an office hour each week during which subordinates can freely come to talk with you about their developmental needs.</p> <p>Spend time daily among your Soldiers to observe their performance first-hand, talk with them about their duties, give immediate feedback, and talk with noncommissioned officers and junior officers observing Soldier performance. Demonstrate Soldier performance is a priority.</p>
Legend: CAPL Center for the Army Profession and Leadership IDP individual development plan	

COUNSELS, COACHES, AND MENTORS

4-103. Counseling, coaching, and mentoring stand as the principal ways by which leaders provide others with knowledge and feedback. Counseling occurs when leaders review with the subordinate their demonstrated performance and potential; coaching occurs when you guide another's development in new or existing skills through the practice of self-actualization; and mentoring occurs when you have greater experience than a mentee and guide and advise the mentee in their professional growth (see table 4-66).

Table 4-66. Counsels, coaches, and mentors

Strength Indicators	Need Indicators
<p>Sets up regular counseling, coaching, or mentoring sessions with subordinates.</p> <p>Clearly defines the purpose of counseling, coaching, or mentoring sessions.</p> <p>Encourages subordinates through actions while guiding them.</p> <p>Helps someone understand their current performance; Instructs and guides on how to reach the next level of knowledge and skill.</p> <p>Candidly discusses a subordinate's strengths, needs, and courses of action to improve.</p>	<p>Inconsistent or infrequent up counseling sessions.</p> <p>Counsels or mentors only those subordinates considered to have the most potential.</p> <p>Uses a one-size-fits-all mentality when designing counseling, coaching, and mentoring sessions.</p> <p>Fails to provide coaching and feedback during duty—provides feedback only during scheduled sessions.</p> <p>Avoids providing negative feedback.</p> <p>Talks at subordinates instead of with subordinates.</p> <p>Displays personal biases (such as likes, dislikes, or prejudices) and judges too rashly.</p>
Underlying Causes	
<p>Busy with other duties so that coaching, counseling, and mentoring have a lower priority.</p> <p>Allocates insufficient time for counseling, coaching, and mentoring sessions.</p> <p>Does not see value in spending time and resources on counseling, coaching, or mentoring subordinates perceived as having little potential.</p> <p>Avoids personal conflict with subordinates; has difficulty telling subordinates things they may not want to hear.</p> <p>Does not want to impose on subordinates' time with frequent follow-up calls or emails.</p> <p>Focuses on failures and weakness but does not address them.</p>	

Table 4-66. Counsels, coaches, and mentors (continued)

Feedback	<p>Ask peers about helpful training or learning materials they have experienced, whether it is civilian or military. Determine what they specifically found to be beneficial.</p> <p>Determine subordinates' attitudes toward counseling, coaching, and mentoring. If viewed negatively or as resources for the weak, set out a plan for changing that perception.</p> <p>Contact other units and find out how they have instituted and structured their counseling, coaching, or mentoring programs. Document this information and share it with the unit.</p> <p>Have a discussion with someone you have counseled, coached, or mentored in the past. Ask them to provide feedback on what you did right and what you could improve on.</p>
Study	<p>Identify personal counselors, coaches, and mentors. Document what actions they took to help you develop. Identify the beneficial actions and analyze why that was the case.</p> <p>Study about counseling, coaching, or mentoring relationships in other, non-Army fields. Identify the qualities they exhibit and determine how you can apply them.</p> <p>After you counsel, coach, or mentor a subordinate, record what you did and how the subordinate reacted. Reflect on actions and subordinate's responses to identify actions to improve the next session.</p> <p>Actively observe how other leaders provide effective (or ineffective) coaching and feedback. Determine what could improve your coaching or feedback effectiveness.</p> <p>Access the Central Army Registry to complete L06 IMI—Supporting the Developing Leader and L11 IMI—Every Leader as a Coach.</p> <p>Review counseling and coaching resources on the CAPL website.</p>
Practice	<p>Schedule time to contact subordinates you counsel, coach, or mentor to regularly check-in and support their development. Consider sending an email as simple as "How's everything going? Let's catch up."</p> <p>Seek out on-duty or in-the-moment opportunities to reinforce or coach on specific issues, making links to broader developmental goals for that individual.</p> <p>Emphasize to subordinates the benefits of taking time to engage in developmental activities. Focus on the benefits it provides to the unit and the Army.</p> <p>Spend time walking around the unit each day. This provides opportunities to observe and provide immediate feedback and coaching to subordinates.</p> <p>Facilitate a unit culture that values feedback and coaching by evaluating subordinates (such as junior noncommissioned officers or officers) on the feedback and coaching they provide.</p> <p>Review the counterproductive leadership modules on the CAPL website to identify, assess, and address counterproductive behaviors.</p>

Legend: CAPL Center for the Army Profession and Leadership IMI interactive media instruction

FACILITATES ONGOING DEVELOPMENT

4-104. As a learning institution, the Army seeks to continually shape and develop their leaders to learn and adapt as conditions and operational environments evolve. Leaders must instill in subordinates a thirst for knowledge and continued development and must support them throughout the process (see table 4-67 on page 4-66).

Table 4-67. Facilitates ongoing development

Strength Indicators		Need Indicators	
Maintains awareness of existing individual and organizational development programs.		Fails to stay current on individual and organizational development programs.	
Nominates and encourages subordinates to take advantage of developmental opportunities.		Displays ambivalence toward opportunities for self-development.	
Arranges opportunities to help subordinates improve self-awareness, and competence.		Selects only some subordinates to take advantage of developmental opportunities.	
Pushes tasks and decisions to the lowest practical level to develop subordinates' capabilities.		Adopts an "I'll do it all" mentality—fails to identify tasks for delegation.	
Identifies and removes obstacles to development.		Ignores obstacles to development.	
Underlying Causes			
Unable to devote time to stay current on individual and organizational development programs.			
Feels that the organization will suffer if too many members are engaged in developmental activities.			
Feels that individual development should be left up to the individual.			
Believes that mission or task effectiveness might suffer through delegation.			
Not personally affected by developmental obstacles so treats them as if they do not exist.			
Feedback	Ask unit members to help identify any obstacles to development that exist. Request that they provide recommendations for eliminating the identified obstacles.		
	Ask subordinates you counsel, coach, or mentor what you can do to support their development or better support unit development.		
	Have a conversation with a superior about how well you are supporting development. Then ask them to share successful tips and tricks they have learned.		
	Talk with a leader from another organization about ways to facilitate ongoing development. Share what you learned with your unit.		
	Ask trusted unit members how they think you support training and development activities that occur during the workday and self-development that takes place on personal time.		
Study	Allocate time to research development programs available to your subordinates. Recommend specific programs to individuals based on their developmental needs.		
	Investigate other organizations' development practices (such as sister Services or private sector companies) and incorporate their techniques if possible.		
	Add leader development indicators to the unit training brief. Have subordinate units track and report on development like other unit systems (such as training, maintenance, and budget).		
	Access the Central Army Registry to complete: L01 IMI—The Leader's Role in Providing On-the-Job Learning and Support; L06 IMI—Supporting the Developing Leader, L07 IMI—Creating and Supporting Challenging Job Assignments, L11 IMI—Every Leader as a Coach; and L22 IMI—Enabling Subordinates Using Mission-Focused Delegation.		
	Review counseling and coaching resources on the CAPL website.		
Practice	Encourage subordinates of the same position to form a community-of-practice group and allocate training time to support them. Provide each group with an opportunity to present recommendations from their group to the leader team.		
	Encourage subordinates to hold others accountable for self-development, inquiring after development goals and actions and providing targeted feedback.		
	Encourage other leaders to use reflective journaling. Emphasize how it leads to greater self-awareness and serves as a reference to pass along lessons learned to others.		
	Host brown bag lunches on leadership and leader development topics. Solicit input from other leaders and subordinates regarding topics of interest. Ask volunteers to present sessions.		
	Have subordinate help complete a task or plan to build confidence and competence.		
Encourage subordinates to support each other (as peers) during IDP implementation.			
Legend: CAPL Center for the Army Profession and Leadership IDP individual development plan IMI interactive media instruction			

BUILDS TEAM SKILLS AND PROCESSES

4-105. Building team skills and processes means that leaders inspire, motivate, and guide others toward accomplishing a common goal through cooperative efforts (see table 4-68). Effective cooperation and communication in (and between) teams facilitates unit success. Indeed, no single person, squad, platoon, company, battalion, or brigade ever won a war; it was the collaboration and teamwork at and between each level that enabled mission success.

Table 4-68. Builds team skills and processes

Strength Indicators		Need Indicators
Presents challenging assignments that require team interaction and cooperation.		Presents assignments that do not stretch the team beyond their comfort zones.
Sustains and improves the relationships among team members.		Provides minimal resources and support.
Facilitates effective and ongoing communication between team members.		Fails to spend sufficient time on group dynamics and relationships.
Provides realistic, mission-oriented training.		Focuses on individual subordinates' efforts and successes.
Provides feedback on team processes.		Conducts training exercises, but never provides teamwork-specific feedback.
Emphasizes the importance of working together to achieve a common purpose.		Fails to prioritize team goals over individual goals.
Underlying Causes		
Does not have the time or desire to help teams accomplish challenging assignments.		
More comfortable and experience teaching through lecture than through experiential activities.		
Unaware of the importance of providing teamwork-specific feedback.		
Feels that encouraging individual achievement is a more effective motivator than providing feedback and targeting motivation to groups or teams.		
Does not communicate the importance of teamwork.		
Feedback	Ask subordinates about activities they engage in outside the Army that require teamwork. Compile these examples and share any best practices with the unit.	
	Survey the unit through an open-ended questionnaire to determine how well you support team building and improving group skills and processes. Determine what works well, what is not working, and how to enhance team performance.	
	Following a training exercise, incorporate feedback specifically related to teamwork and skill building as part of the review.	
	Whenever you conduct training exercises, ensure you reference and reinforce the teamwork lessons learned so the unit remembers the role of teamwork in completed activities.	
Study	Assess how well you interact with other team leaders. Are you soliciting input from lower-ranking team members and making them feel like their input is valued?	
	Observe another leader engaging in a team-building exercise with their unit. Record the activities they perform and any feedback about what went well or needs improvement.	
	Study how teamwork and team building is used in other organizations or fields (such as sports teams or business organizations). Document tips and strategies for use in a unit.	
	Access the Central Army Registry to complete: L16 IMI–Rapid Team Stand-up: How to Build Your Team ASAP, L19 IMI–Building Working Relationships across Boundaries, and L27 IMI–Fostering Team Unity.	
Practice	Promote unit discussions about teamwork. Encourage subordinates to share their views on teams and the similarities and differences between teamwork and other collaboration types (such as partnerships).	
	Conduct frequent problem solving or brainstorming sessions with subordinates (change group composition depending upon the issues discussed) to identify unit challenges and tasks, potential courses of action, strengths, developmental needs, and likely consequences.	
	Emphasize to squads, platoons, or other unit teams that teamwork involves shared responsibility. Each team member contributes to the success or failure.	
	Dedicate time to develop Army-specific, realistic, and mission-oriented team building exercises.	
Legend:	ASAP as soon as possible IMI interactive media instruction	

STEWARDS THE PROFESSION

4-106. In planning, leaders must think beyond their current team, mission, and direct chain of leadership. Leaders steward the profession when they act to improve the organization even when the effects may not be realized until after their tenure. Stewarding the profession is about life-long learning, commitment to an effective future organization, and developing others. This competency has two components:

- Improves the organization.
- Supports professional and personal growth.

IMPROVES THE ORGANIZATION

4-107. Leaders demonstrate stewardship when they act to improve the organization for not only the present but also the future Army (see table 4-69). Acting to improve the organization involves prioritizing and managing people and resources when the effect may not be immediately evident. Leaders who steward the profession have a lasting concern over how their decisions affect the organization's future.

Table 4-69. Improves the organization

Strength Indicators		Need Indicators	
Demonstrates commitment to the organization and others by attitude, beliefs, and behaviors.		Fails to take time to develop others.	
Future thinking; articulates a future for the organization.		Takes an apathetic posture to the future of the unit and the Army.	
Possesses self-sacrifice and vision.		Fails to articulate a vision for the future.	
Prioritizes the organization's future beyond immediate, personal goals.		Appears overly self-focused.	
Considers the effects of decisions carefully.		Does not seem concerned about unit morale.	
		Fails to be conscientious in decision-making.	
Underlying Causes			
Overly focused on self and personal ambitions.			
Fears the unknown, unwilling to shape the future.			
Lacks vision; narrowly focused.			
Impulsive.			
Impatient to cultivate slow-growing positive effects.			
Feedback	Seek informal feedback from subordinates on the effects of decisions. Understand how personal decisions reverberate down the chain of command.		
	Seek counsel from mentors and trusted peers. Ask them what they do to ensure the future unit success beyond their tenure. Describe your actions and get feedback.		
	Hold informal, periodic meetings with subordinates to discuss unit vision. Get feedback on current policies and practices to implement that vision, and possible obstacles.		
Study	Study the actions of leaders you admire. Note their approaches to improve the organization (such as support growth through development). Consider applying a similar approach.		
	Study the unit's nature in its present state. Consider the major differences between the present and envisioned unit. Improving the organization is about narrowing that gap.		
	Study Army policy and guidance. Prepare for the future by measuring the gap between the current unit status and future requirements. Then, determine what actions to take.		
	Access the Central army Registry to complete L05 IMI–Clarifying Roles, L10 IMI–Creating and Promulgating a Vision of the Future, and L19 IMI–Building Working Relationships across Boundaries.		
Practice	Have a vision for the unit's future. Regularly communicate that future in staff meetings and other outlets such as newsletters and emails.		
	Make decisions to benefit the unit, even when payoff may not occur during your tenure.		
	Invest in people. Support personal and professional growth to improve the organization.		
Legend:		IMI interactive media instruction	

SUPPORTS PROFESSIONAL AND PERSONAL GROWTH

4-108. Supporting institutional-based development means that leaders should focus on personal and subordinate development at the macro- and micro-levels; leaders are responsible for developing the Army as an institution (macro-level) and each individual (micro-level). By supporting development, leaders strengthen the Army profession and ensure it produces multi-skilled leaders, capable of adapting and excelling in a constantly changing strategic environment (see table 4-70).

Table 4-70. Supports professional and personal growth

Strength Indicators		Need Indicators
Encourages subordinates to pursue learning opportunities; allows time to attend training.		Does not allow subordinates to attend institutional training or educational opportunities.
Provides information about institutional training and career progression to subordinates.		Fails to stay current on individual and organizational development programs.
Maintains resources related to institutional development.		Shows little personal interest in helping subordinates pursue institutional development opportunities.
Participates in discussions across units to see learning opportunities recommend to team members and subordinates.		Tells subordinates to find their own learning opportunities.
Updates team members and subordinates on learning opportunities.		Sends an implicit message to subordinates: Focus on self-development and organizational development; institutional training and education is a luxury.
Underlying Causes		
Providing Soldiers time to attend institutional training seems a large drain on the unit.		
Leader is too busy accomplishing tasks to think about subordinates' long-term developmental needs.		
Belief that individual development is up to the individual and performed on personal time.		
Belief that subordinates should learn by doing rather than via institutional training.		
Feedback	Ask trusted subordinates to help identify obstacles to development and recommend ways to eliminate identified obstacles.	
	Have a conversation with a superior about how well you are supporting development. Ask them to share tips and strategies that they have found effective.	
	Talk with a leader from another unit about how to facilitate Soldier participation in professional military education courses without compromising unit effectiveness.	
	Talk to subordinates about the benefits of institutionally-based development: to meet and network with others outside their chain of command and share ideas and best practices.	
Study	Consider when you nominated someone to take advantage of a developmental opportunity. Analyze your reasons for nominating them. Look for patterns or potential biases.	
	Set aside appropriate time to investigate available Army developmental opportunities so you are able talk about development with team members and subordinates.	
	Remember that development does not equal training. Review opportunities for coaching, conference attendance, and scenario participation to provide a diverse activity set.	
	Solicit input from supervisors and peers on effectively managing Soldier attendance in institutional training and development while maintaining unit effectiveness.	
	Access the Central Army Registry to complete: L01 IMI–The Leader's Role in Providing On-the-Job Learning and Support, L05 IMI–Clarifying Roles, L06 IMI–Supporting the Developing Leader, and L11 IMI–Every Leader as a Coach.	
	Review counseling and coaching resources on the CAPL website.	
Practice	Conduct and manage succession planning. Chart subordinates' sequencing into key leadership positions. Schedule subordinates in institutional training programs accordingly.	
	Be aware of institutional development resources the Army offers. This includes counseling, coaching, or mentoring programs or opportunities or training courses.	
	Send out periodic reminders to subordinates to enroll in selected training opportunities.	
	Create a calendar of Army-based training opportunities and post it in a central location.	
	Champion learning by encouraging others to attend training opportunities.	
Legend:	CAPL Center for the Army Profession and Leadership IMI interactive media instruction	

GETS RESULTS

4-109. A leader's ultimate purpose is to get results by accomplishing missions the right way. A leader gets results by providing guidance and managing resources as well as demonstrating the other leader competencies. This competency focuses on consistent and ethical task accomplishment through supervising, managing, monitoring, and guiding the team's work. Taken together, these components of *gets results* require initiative on the part of the leader to make decisions, take action to solve problems, and accomplish the mission:

- Prioritizes, organizes, and coordinates taskings.
- Identifies and accounts for individual and group capabilities and commitment.
- Designates, clarifies, and deconflicts duties and responsibilities.
- Identifies, contends for, allocates, and manages resources.
- Removes work obstacles.
- Recognizes and rewards good performance.
- Seeks, recognizes, and takes advantage of opportunities to improve performance.
- Makes feedback part of work processes.
- Executes plans to accomplish the mission.
- Identifies and adjusts to external influences on the mission and organization.

PRIORITIZES, ORGANIZES, AND COORDINATES TASKINGS

4-110. Leaders are responsible for coordinating all the simultaneous team undertakings and resourcing subordinates to complete the mission properly. Army leaders must be detailed planners who actively organize and communicate priorities to their team to ensure task execution in the right place, at the right time, in the right operational environment (see table 4-71).

Table 4-71. Prioritizes, organizes, and coordinates taskings

<i>Strength Indicators</i>		<i>Need Indicators</i>
Breaks down work into process steps or tasks. Accurately scopes out task length, sequence, and difficulty to achieve desired outcomes. Sets goals and clear objectives that are specific, measurable, and time bound. Develops schedules, assigns tasks, and organizes individuals to accomplish tasks. Facilitates subordinate and team task accomplishment without over-specification and micromanagement.		Operates in the moment without deliberately thinking about how to complete the task. Fails to identify obstacles that delay or prevent tasks. Does not develop an action plan when coordinating tasks across teams and groups. Reassigns tasks to different teams without evaluating the effect on existing workload and priorities. Closely and excessively controls subordinate staff work. Misplaced priorities interfere with meeting goals.
<i>Underlying Causes</i>		
Functions as a part of the reactionary environment; does not seek to be proactive. Does not hold a clear sense of desired outcomes. Procrastinates; manages time ineffectively. Operates in isolation; does not effectively delegate. Does not take time to see how all pieces fit together as a whole.		
<i>Feedback</i>	Ask trusted peers or superiors to assess your judgment and planning skills. Request recommendations on ways to improve. Get a backbrief from subordinates after issuing directions, warning orders, or operations orders. Seek feedback on how you influence others to accomplish organizational missions. Ask others about your effectiveness at providing purpose, direction, and motivation to team members. While planning and coordinating, continually ask, "Who else needs to know about this?" Keep them informed. After completing tasks, request feedback on what went well and what to improve.	

Table 4-71. Prioritizes, organizes, and coordinates taskings (continued)

Study	<p>Review the military decision-making process to plan for an upcoming project or task.</p> <p>Reflect on the mission, goals, and commander's vision for the organization and the next higher organization. How do they influence task prioritization?</p> <p>Assess team members' skills, talents, capabilities, values, personalities, motivations, and needs to inform decisions about assignments, responsibilities, and supervision.</p> <p>Observe leaders who manage multiple tasks effectively. Discuss the practices they use to ensure success. Incorporate these practices to manage multiple tasks and priorities.</p> <p>Access the Central Army Registry to complete L04 IMI–Accounting for Differences in Capabilities and Commitment, L01 IMI–The Leader's Role in Providing On-the-Job Learning and Support, L03 IMI–Removing Work Barriers, L16 IMI–Rapid Team Stand-up: How to Build Your Team ASAP, L27 IMI–Fostering Team Unity, L22 IMI–Enabling Subordinates Using Mission-Focused Delegation, and L29 IMI–Managing Time.</p>
Practice	<p>Define responsibilities and expectations by providing clear guidance and expectations on goals, parameters, and outcomes. Ask for feedback and concerns about task accomplishment. Ensure understanding through key member backbriefs.</p> <p>When faced with multiple tasks, develop a project plan. Consider resources available (including time and personnel support) and potential obstacles. Before starting, convey task priorities.</p> <p>Develop a sequence of dependent tasks in an optimal progression to prioritize accomplishment.</p> <p>Set up a process to monitor progress on a task or project against a project plan.</p> <p>Anticipate potential problems that may arise during task execution. During planning, determine ways to prevent problems or to resolve them effectively and efficiently.</p>
Legend: ASAP as soon as possible IMI interactive media instruction	

IDENTIFIES AND ACCOUNTS FOR CAPABILITIES AND COMMITMENT

4-111. Matching individuals and groups to a task can be a challenging undertaking, particularly when it comes to analyzing unit or organization capabilities. Having a clear task understanding is important to identify both individual and group capabilities and developmental needs. It is important for leaders to understand a team's individual interests to use their knowledge, skills, and abilities effectively as well as work toward their developmental needs (see table 4-72).

Table 4-72. Identifies and accounts for capabilities and commitment

Strength Indicators	Need Indicators
<p>Considers duty positions, capabilities, and developmental needs when assigning tasks.</p> <p>Assesses skills, capabilities, and developmental needs when beginning a new task or assuming a new position.</p> <p>Assigns individuals or groups to tasks so that their skills match the task or project requirements.</p>	<p>Assigns tasks without accounting for individuals' interests and abilities.</p> <p>Resources projects without getting a clear commitment that tasks will finish when required.</p> <p>Delegates under the assumption that all staff have the same capability and commitment.</p> <p>Does not match project needs with individual interests and developmental needs.</p> <p>Assumes that subordinate's lack of commitment to a task means they are disinterested.</p>
Underlying Causes	
<p>Assumes all individuals possess similar levels of capability and commitment.</p> <p>Too busy to stay apprised of personnel capabilities and commitment levels.</p> <p>Too busy to assess subordinates' duty and role requirements when assuming a new leadership position.</p> <p>Unaware of both individual and group interests and developmental needs.</p> <p>Does not see the benefit in following up with staff on their progress toward completing a task.</p>	

Table 4-72. Identifies and accounts for capabilities and commitment (continued)

Feedback	<p>Talk with others who may know your subordinates and have them provide insight about their skills and interests. Check their perceptions against your assessment.</p> <p>Ask peers and subordinates about their commitment to performing a task. Do not assume their level of commitment or interest.</p> <p>Objectively reflect on your behavior managing workload and leading subordinates. Do you assign individuals to tasks and projects that interest them and match their capabilities? Get feedback to compare with your assessment.</p>
Study	<p>Develop knowledge and expertise regarding subordinate positions, duties, and role requirements. Document the degree to which current capabilities match requirements.</p> <p>Observe subordinates at work. Evaluate their capabilities and motivations.</p> <p>Assess team members' skills, talents, capabilities, motivations, and needs to inform decisions about task assignments, responsibilities, and supervision.</p> <p>Evaluate team members' skill sets needed to complete a project and match the skills with the capabilities and level of commitment available to work on the project.</p> <p>Access the Central Army Registry to complete L01 IMI—The Leader's Role in Providing On-the-Job Learning and Support, L04 IMI—Accounting for Differences in Capabilities and Commitment, L07 IMI—Creating and Supporting Challenging Job Assignments, L16 IMI—Rapid Team Stand-up: How to Build Your Team ASAP, and L22 IMI—Enabling Subordinates Using Mission-Focused Delegation.</p>
Practice	<p>The next time routine task requirements occur, rotate subordinates through different roles to identify their skills, capabilities, and developmental needs.</p> <p>Pair individuals with greater and lesser skills so team members have the benefit of teaching and learning from each other.</p> <p>Match individuals to tasks or projects by assigning team members with complementary skills to work together to ensure all skill requirements are met.</p> <p>Reallocate resources on a task or assignment to ensure people do not become complacent.</p> <p>Train team members to be multifunctional.</p>
Legend: ASAP as soon as possible IMI interactive media instruction	

DESIGNATES, CLARIFIES, AND DECONFLICTS DUTIES AND RESPONSIBILITIES

4-112. Designating, clarifying, and deconflicting duties and responsibilities is an important leadership behavior because it improves a team's satisfaction and performance by removing ambiguity and confusion related to who is supposed to do what, at what time, and in what location (see table 4-73). Designating, clarifying, and deconflicting duties and responsibilities improves a team's motivation and commitment as it ensures that team members know they are expected to contribute to the mission.

Table 4-73. Designates, clarifies, and deconflicts duties and responsibilities

Strength Indicators	Need Indicators
<p>Explains how subordinate roles support unit goals and others' work.</p> <p>Establishes procedures for monitoring, coordinating, and regulating subordinates' activities.</p> <p>Informs subordinates of work expectations, particularly when taking on a new role.</p> <p>Successfully resolves subordinate conflicts regarding duty tasks or roles.</p> <p>Clearly outlines responsibilities and desired outcomes.</p>	<p>Provides subordinates with competing demands or contradictory messages about their role.</p> <p>Maintains a 'sink or swim' attitude.</p> <p>Does not define or clearly communicate roles, desired outcomes, and goals to team members.</p> <p>Assigns tasks without determining if work is in the scope of someone's abilities.</p> <p>Refuses to be involved in subordinate conflicts and disagreements about who does what.</p>
Underlying Causes	
<p>Does not conceptualize how team member contributions fit together.</p> <p>Unable to see the benefit of providing a clear message or guidance on role expectations.</p> <p>Over-tasked (or under-tasked) and not able to allocate distinct work roles.</p> <p>Lacks knowledge of position requirements and personnel capabilities when assigning work.</p> <p>Uninterested in managing work or people.</p>	

Table 4-73. Designates, clarifies, and deconflicts duties and responsibilities (continued)

Feedback	<p>Assess workload across teams and individuals. Do some have too much or too little?</p> <p>Ask subordinates if they are experiencing role conflict. Attempt to identify the causes.</p> <p>Capitalize on existing group communication mechanisms such as staff meetings, status reports, or informal check-ins. Use these opportunities to assess and gain feedback on role clarity and shared understanding of responsibilities.</p> <p>After defining roles and duties for a new operation or process, ask for feedback on how well the roles are defined and distinctive before making assignments.</p>
Study	<p>Analyze the working relationships, processes, and outcomes of individuals and teams to identify potential role conflict or stress.</p> <p>Consider subordinates and their work processes. Do role expectations align with their abilities?</p> <p>Evaluate a current performance problem with an individual or team and consider whether the problem relates to unclear or overlapping roles and responsibilities.</p> <p>Examine the goals and desired end states the team is currently pursuing. Are current work assignments appropriate given the requirements of the broader mission?</p> <p>Study the workload shouldered by team members. Is there a balance in duties and tasks? Do some individuals have roles that are responsible for too much work or not enough work?</p> <p>Access the Central Army Registry to complete L03 IMI–Removing Work Barriers, L05 IMI–Clarifying Roles, L12 IMI–Managing Conflict, L16 IMI–Rapid Team Stand-up: How to Build Your Team ASAP, and L19 IMI–Building Working Relationships across Boundaries.</p>
Practice	<p>When assigning tasks or projects, list who contributes to each defined objective and what they specifically contribute to the team's task.</p> <p>Meet with subordinates who are unclear on their role or expected duties. Discuss and clarify their role, the difference from other roles, and the collective contribution to the desired outcome.</p> <p>When placing a subordinate in a new role or increasing their level of responsibility, proactively identify role requirements. Help the subordinate create a plan to fulfill expectations.</p> <p>When tasks transfer from one person or team to another, clarify or redefine the objectives.</p> <p>Ask subordinates or team members to list duties and responsibilities associated with current roles. Review the lists and confirm accuracy. As needed, redefine or clarify role expectations.</p>
Legend: ASAP as soon as possible IMI interactive media instruction	

IDENTIFIES, CONTENDS FOR, ALLOCATES, AND MANAGES RESOURCES

4-113. One of a leader's main responsibilities is to accomplish the mission using the available resources in the most effective and efficient ways possible (see table 4-74 on page 4-74). Some Army leaders specialize in managing single categories of resources, such as ammunition, food, or finances, but everyone has an interest in seeing teams use all categories of resources wisely. A leader's resources include time, labor, and money.

Table 4-74. Identifies, contends for, allocates, and manages resources

Strength Indicators		Need Indicators	
Allocates adequate time, money, and personnel for task completion.		Wastes time, money, material, and individual productivity.	
Tracks resources such as people, time, or equipment.		Inconsistently allocates resources; plays favorites.	
Gets things done with less; figures out effective and efficient ways to accomplish work.		Allocates resources without understanding or evaluating what and when resources are needed.	
Allocates resources objectively by evaluating priorities and needs presented by the situation.		Does not track resource usage nor communicate status to those who have a need to know.	
Negotiates when it is necessary to allocate resources.		Hesitates to make important resource decisions.	
Underlying Causes			
Relies heavily on managing a single specialty, such as personnel or finance, but does not have a comprehensive understanding of other resources.			
Disorganized; does not have or use good resource tracking systems.			
Feels pressured or obligated to allocate resources to a certain priority.			
Does not know how to create alignment among objectives, activities, and outcomes.			
Slow to make decisions, even with adequate facts and information.			
Feedback	After task completion, get input on how resources were used. Did the resources advance the mission? Were the resources squandered or used effectively?		
	Communicate openly with superiors, subordinates, or others through updates to discuss project status. Include agenda items such as budget tracking, personnel constraints, and timeline risks.		
	Discuss project or task milestones with team members. Determine if they have the necessary resources to deliver on their work.		
	Hold a review to analyze how the team managed resources on a recent project or task. Identify strengths and areas for improvement for next time.		
Study	Study how other units and organizations plan and allocate resources. Decide how to apply other approaches to your work.		
	Examine how you handle situations and individuals who felt their resource requests were not handled fairly. Develop your reasons for allocating resources and prepare to discuss them.		
	Identify project milestones and evaluate the status of resources against the milestone and baseline. If resources are not on target, evaluate if they need reallocation.		
	Study resource allocations (personnel, cost, time, money, and materials) needed in the planning phase of a mission or tasking. Identify who controls the resources.		
	Study how you and others spend time. What tasks are the biggest time wasters? Do lesser importance tasks adversely affect the mission? Determine how to use time more efficiently.		
	Access the Central army Registry to complete L16 IMI–Rapid Team Stand-up: How to Build Your Team ASAP, L17 IMI–Leadership Decision Making and L29 IMI–Managing Time.		
Practice	Identify individuals who contribute to a project and what they will do. Identify required resources and best allocations (such as time, equipment, or training) to complete the project.		
	Reallocate resources on a task or assignment to balance workload across the team with the goal of developing team members into multifunctional operators.		
	Practice resource leveling when allocating resources to ensure a steady level of staffing, resource spending, and no crunched deadlines.		
Legend:	ASAP as soon as possible IMI interactive media instruction		

REMOVES WORK OBSTACLES

4-114. A work obstacle is anything that stands in the way of getting the task done (see table 4-75 on page 4-75). Army leaders must remove or find ways to overcome multiple obstacles including resource shortages; competing or conflicting tasks; personnel issues; new requirements, regulations, or policies; lack of integration among different branches of an organization; and a failure to synchronize and coordinate efforts.

Table 4-75. Removes work obstacles

Strength Indicators		Need Indicators
Declines tasking requests that overburden the unit or distract it from its primary mission.		Accepts tasking requests from superiors that distract or overburden the unit or organization.
Proactive in recognizing and resolving scheduling conflicts and resource and personnel challenges.		Leaves subordinates to figure out ways to deal with completing or conflicting tasks.
Asks for input on effective solutions to overcome work obstacles.		Does not recognize or address work obstacles when they first appear.
Checks in with trusted subordinates to ensure they are not overburdened.		Does not maintain close contact with trusted subordinates; loses touch with unit.
Underlying Causes		
Wants to please, impress, and create a positive impression to superiors; is afraid to say no to requests.		
Lacks focus. Works on issues as they come up.		
Procrastinates. Puts off addressing a work obstacle until it becomes a crisis.		
Sees problem situations as insurmountable, not as challenges that to overcome.		
Resistant to handle or deal with a work obstacle particularly discussing it with leaders at a higher level.		
Has a short-term view. Does not see how current problems or obstacles affect long-term results.		
Feedback	After identifying a work obstacle, talk to subordinates and find out more details about how the obstacle affects their role and their ability to complete the mission.	
	Identify a work obstacle affecting the group. Meet with a superior or peers to discuss potential solutions. Ask for feedback on the likely success of each solution.	
	Brainstorm with the team creative ways to mitigate, buffer, and reduce the obstacle's effect. Have subordinates provide their ideas and feedback.	
	Get feedback on the original project or work plan. When encountering an obstacle determine required resources and processes to obtain them.	
	Get input on your effectiveness in removing or reducing an obstacle. What worked well? What could you have done more effectively?	
Study	Document a potential ripple effect of new requirements or taskings on the unit to see if the mission, work, or goals are still achievable.	
	Identify who is affected by a new requirement or work obstacle. Document the effects and possible solutions to minimize unintended outcomes. Identify individuals or groups that could provide support or resources.	
	Access the Central Army Registry to complete: L03 IMI-Removing Work Barriers and L29 IMI-Managing Time.	
Practice	Set up a process to monitor progress against plans. Search for new and innovative ways to help reduce, avoid, and overcome obstacles.	
	Prioritize tasks based on their importance or relation to the mission. Be willing to accept deferring some lower priority tasks to a later date.	
	Be open to suggestions offering alternative actions and solutions to address a work obstacle.	
	Actively seek the counsel of senior subordinates to identify current and potential obstacles and ways to overcome (or remove) them.	
Legend:	IMI interactive media instruction	

RECOGNIZES AND REWARDS GOOD PERFORMANCE

4-115. Leaders usually regard rewards as incentives to influence others' behavior, so they perform in desirable ways beneficial to the organization (see table 4-76 on page 4-76). They benefit Army leaders and team members who work to achieve more than is typically expected. Often, rewards relate closely to motivation and morale and can make an organization a place where its members strive to achieve results.

Table 4-76. Recognizes and rewards good performance

Strength Indicators		Need Indicators	
Deflects credit or praise to those subordinates most responsible for unit successes.		Takes credit for unit or team accomplishments and successes.	
Recognizes individual and team accomplishment and provides rewards appropriately.		Creates and promulgates an environment that accepts favoritism.	
Gives clear, specific performance feedback so people understand why they are recognized.		Recognizes only failures or poor performance.	
Accounts for others' motivations and recognition preferences.		Rewards only individuals and does not recognize team accomplishments.	
Knows the Army's performance systems and explores other reward systems.		Does not see a relationship between positive recognition, motivation, and morale.	
Builds on team and individual successes.			
Underlying Causes			
Unaware of the value of recognition and reward for good work as part of leadership.			
Unable to see the link between reward and recognition and increased performance or productivity.			
Pays little attention to monitoring or observing subordinates.			
Does not treat people as individuals or recognize that different rewards and recognitions motivate different individuals.			
Focuses on personal achievement at others' expense.			
Feedback	Get feedback from subordinates on their grasp of the performance standards for their work.		
	Recognize that rewards are specific to each individual, so it is important to understand what specific motivators are particularly rewarding for each individual.		
	Assess your approach to rewarding and recognizing subordinates. Observe factors like frequency, types of rewards, and who gets recognized. Acknowledge what individuals or teams contribute; relate appropriate rewards.		
	Before recognizing an individual or team, discuss your rationale for the reward with a trusted leader who is familiar with the situation. Ask for feedback on your justification and rationale.		
Study	Ask subordinates for feedback upon receiving a reward. Did they agree with the performance standards and rationale for the reward? Was the reward appropriate to the accomplishment?		
	Observe subordinates to determine and document what motivates them. Consider how to reward individuals and teams.		
	Reward desired behaviors. For example, organizations often stress the importance of teamwork but reward exemplary individuals rather than teams.		
	Create a matrix that matches members of the team and the reward types they value most.		
	Analyze whether an accomplishment was due to one or several individuals or a team.		
Practice	Identify a unit member that appears to successfully reward and recognize superior performance.		
	How does their behavior compare to yours in providing rewards and recognition?		
	Access the Central Army Registry to complete L09 IMI–Motivating through Rewards.		
	Reward high achievement rather than routine work. Devise appropriate rewards for individuals and teams.		
	Create incentives that boost subordinate morale and motivation. Consider granting time off, recognizing birthdays, or planning team events.		
	Regularly observe productivity; provide feedback or praise as appropriate.		
	Provide on-the-spot praise or awards for work that exceeds expectations.		
	Reward instances where subordinates demonstrate innovative thought or creativity in their approach, even if unsuccessful. This conveys to others that these attributes are valued.		
Legend: IMI interactive media instruction			

SEEKS, RECOGNIZES, AND TAKES ADVANTAGE OF OPPORTUNITIES

4-116. The individual who recognizes and takes advantage of opportunities to improve performance is a strong critical thinker who recognizes each completed task as a learning experience. Army leaders must simultaneously be proactive and reflective to seize and take advantage of opportunities when they occur (see table 4-77 on page 4-77).

Table 4-77. Seeks, recognizes, and takes advantage of opportunities

Strength Indicators		Need Indicators	
Employs skills and approaches fitting the situation. Gains support from individuals outside the unit when needing new or different skills. Open to others' ideas; sees how new ideas can improve the unit's performance. Knows strengths and limitations; uses strengths to improve performance. Reviews what worked well and what to improve.		Never asks others how to improve processes, conditions, or situations. Manages without seeing the bigger picture, relationships among activities, and alignment of objectives and activities with outcomes. Tries to complete too many tasks at once; does not budget time for planning and reflection.	
Underlying Causes			
Uncomfortable taking risks; does not like to propose alternative solutions for fear of failure. Prefers the current routine or status quo, hesitant to implement change. Does not identify and track the current and future states of projects and tasks. Too busy to devote time to consider or implement ways to improve performance. Unaware of the opportunities to improve performance that exist.			
Feedback	Host AARs after completing a project or task. Identify and discuss ways to improve performance. Discuss opportunities to improve performance with team members. Have members identify a problem they think affects performance. Get feedback before recommending improvements. Assess recent team contributions toward the unit mission. What small change would make the greatest difference? What time is available? What can I affect? What will I commit to? Discuss with others what you can do to improve performance. Learn about actions taken by others that worked and others that did not work. If someone has a performance problem, meet with them to identify the reasons behind the problem. Get feedback on specific steps they will take to correct the problem and improve.		
Study	Create a project plan documenting what needs to happen throughout the project lifecycle to anticipate needed actions and how to achieve the desired outcome. Research the best method for developing strategies to achieve tasks. Discuss possible solutions with peers and senior subordinates. Write an improvement plan for the organization and outline how to improve certain internal practices. Evaluate the plan with input from others. Analyze the ideal state of the organization. What should success look like? Develop a visual map for a process. Are steps sequenced appropriately? Are intermediate steps needed? Look for loopholes or obstacles in the process. Access the Central Army Registry to complete L27 IMI–Fostering Team Unity.		
Practice	Use communication tools to share available information with group members on opportunities to improve performance. Provide subordinates with regular and consistent feedback on their strengths, where they meet the standard, and their developmental needs. Try a new approach to improve others' performance and see how it works. Adjust the approach, as needed, after getting feedback. Remember there are no bad ideas. Ask comprehensive questions to gauge how realistic an idea is and how easy or difficult it is to implement. Conduct periodic brainstorming sessions with subordinates to identify common or recurring problems and likely causes. Encourage creative ideas and solutions.		
Legend:	IMI interactive media instruction		

MAKES FEEDBACK PART OF WORK PROCESSES

4-117. Consistent and regular feedback provided through coaching, counseling, and mentoring has multiple benefits. Feedback helps a person improve at their position by identifying specific areas in which they excel as well as those in need of improvement. Feedback helps to gauge subordinate engagement, motivation, and morale. The exchange of feedback keeps leaders informed on an organization's collective strengths and developmental needs. See table 4-78 on page 4-78.

Table 4-78. Makes feedback part of work processes

Strength Indicators		Need Indicators		
Gives and seeks accurate and timely feedback. Uses feedback to modify duties, tasks, and procedures where appropriate. Provides regular, ongoing feedback and coaching to subordinates to increase their awareness of performance. Uses assessment techniques and evaluation tools to identify lessons learned and facilitate improvement.		Comments on subordinates' personal characteristics and not their work behaviors. Provides feedback infrequently or only during official performance reviews. Provides only positive or only negative feedback. Does not provide subordinates with clear feedback on what success looks like. Ignores appropriate feedback setting or time. Ignores reviews and other evaluation tools (is not incorporated into modifications of procedures).		
Underlying Causes				
Overworked and unable to find time to give feedback. Unaware of the relationships between frequent and consistent feedback, subordinate motivation and morale, and improving performance. Feels uncomfortable providing negative feedback or discussing areas for improvement. Believes feedback should be corrective (such as what is not working) rather than supportive. Lacks knowledge in how to deliver constructive feedback to guide subordinates toward success.				
Feedback	Ask subordinates for feedback on the frequency and quality of performance feedback you provide. Do subordinates consider it helpful and timely? Do they modify their behaviors? Informally gain input from the team after completing a task or project. Collect the input first without offering feedback. Use information in a formal after action review. Assess the frequency and quality of feedback you provide. Note who, when, and indications of how it was received. Seek a trusted subordinate's input to verify your assessment. Ensure subordinates understand what you communicate through feedback loops or ask questions such as: How will you implement this? What will you take away from our discussion? What changes do you plan to make immediately? Observe someone who provides accurate, effective, and frequent feedback. Determine if you can adopt or incorporate aspects of their approach. Observe subordinates' work to determine their strengths and developmental needs. Document and prioritize needs. Identify candidates for immediate feedback and coaching.			
	Study	Study the principles and techniques of active listening. Study subordinates' behaviors when giving feedback. What nonverbal behaviors do they demonstrate? Are they open or reluctant to accept feedback? Consider how to adjust feedback to ensure receipt of the message. Take a course with situational exercises and role-plays that have participants practice delivering feedback. Learn to give feedback effectively by doing. Access the Central Army Registry to complete L01 IMI–The Leader's Role in Providing On-the-Job Learning and Support; L06 IMI–Supporting the Developing Leader, and L21 IMI–Seeking and Delivering Face-to-Face Feedback.		
		Practice	Use the seven pillars of effective feedback: be constructive, objective, specific, timely, considerate, future-oriented, and ensure feedback is ongoing. Create a schedule outlining key project milestones. Provide feedback to the team members and subordinates shortly following each milestone. Provide feedback to improve future performance, not fix prior performance. Ensure feedback enables subordinates to determine their next steps for development. Practice giving praise for positive performance. Describe specific positive behaviors, their results, and the effect on work products or team efforts. Identify unique situations, such as a typically high performing subordinate who is struggling and tailor feedback accordingly. Actively listen to them describe the situation.	
			Legend: IMI interactive media instruction	

EXECUTES PLANS TO ACCOMPLISH THE MISSION

4-118. Properly executing plans to accomplish the mission involves careful task management to ensure plans are implemented effectively and efficiently through the task lifecycle. This involves managing the scope, schedule, time, cost, quality, risk, communications, human resources, and project integration. Army leaders must be organized and clear in their requests of others, ensuring all issues are handled proactively and the project is carefully monitored to ensure alignment with the desired outcomes (see table 4-79).

Table 4-79. Executes plans to accomplish the mission

Strength Indicators		Need Indicators	
Schedules activities to meet all commitments in critical performance areas.		Over-reliance on personal contributions to execute plans; ineffectively involves others.	
Notifies team members in advance when their support is required.		Unaware of how various activities come together.	
Keeps track of task assignments and suspenses.		Provides plans too late for others to provide support.	
Adjusts assignments, if necessary.		Rushes at the last minute to complete work and activities to achieve an objective; constantly putting out fires.	
Evaluates work progress and accomplishments against plans.		Disorganized and unable to see factors that affect plans.	
Attends to details that affect the plan.			
Underlying Causes			
Lacks experience to track the current and future state of a project or tasking.			
Unable or unwilling to plan for second and third order effects.			
Does not bring the multiple activities together at the right time to achieve objectives.			
Lacks creativity and resourcefulness when problems arise.			
Does not use basic project management tools actively or consistently.			
Does not effectively delegate or seek assistance before a crisis develops.			
Feedback	Ask trusted peers or superiors to assess your judgment and planning skills; discuss ways to improve.		
	After subordinates work on a task, get feedback on their progress through observation, asking them directly, or asking others. Adjust roles or assignments as needed.		
	Monitor progress against objectives, progress against milestones, resource use and costs, and human performance by compiling monthly reports that document each area.		
	Seek feedback from superiors, peers, and subordinates on how well you notify them when your projects are on target for completion or in need of support.		
Study	Observe other leaders who effectively develop project plans and handle multiple tasks efficiently. What aspects of their approach work well? How do you adopt their approach?		
	Review all projects, missions, and objectives for achievable outcomes. Identify required resources (such as time, personnel, or equipment) to achieve the desired outcome.		
	Evaluate your flexibility when unplanned events and problems develop. Decide how ready you are to change direction or tactics.		
	Study historical figures that achieved high profile victories or large-scale failures. What made these leaders successful or unsuccessful in accomplishing the mission? What factors led to effective or ineffective planning and follow-through?		
	Research various project management tools and software to find resources that help you to plan for and execute missions.		
Practice	Access the Central Army Registry to complete L17 IMI–Leadership Decision Making, L18 IMI–Being an Adaptable Leader in Times of Change, and L29 IMI–Managing Time.		
	Use a tracking system or tools to monitor activities and schedules and timetables.		
	Be aware and recognize potential conflicts in the project plan before a problem occurs. Take preventive action when you foresee complications to the project plan.		
	Manage time more effectively using a calendar, spreadsheet, or Gantt chart.		
Share successful outcomes with others involved throughout task completion.			
Legend: IMI interactive media instruction			

IDENTIFIES AND ADJUSTS TO EXTERNAL INFLUENCES

4-119. Being able to identify and adjust to external influences on the mission and organization requires a certain degree of flexibility and adaptability. Using a logical and methodical mental process to document the changing environment is useful in making necessary adjustments to a plan and prevents the excessive expenditure of resources and unwanted changes in project or mission timelines. Although a project or task may completely change course, it is important to analyze how to adapt the current plan to fit the circumstances (see table 4-80).

Table 4-80. Identifies and adjusts to external influences

Strength Indicators		Need Indicators	
Knows unit processes and the purpose of key policies, practices, and procedures.		Jumps to decisions based on the first answer that comes to mind.	
Gathers and analyzes relevant information about the changing situation.		Collects information to form decisions until the window of opportunity closes.	
Determines the causes, effects, and contributing factors to problems.		Is rigid and inflexible; refuses to be open to alternative ways of thinking.	
Considers contingencies and their consequences.		Rejects the idea that external influences can derail a mission or tasking.	
Maintains awareness of people and systems that impede work accomplishment.		Refuses to give up a course of action when the mission or tasking changes.	
Makes necessary, on-the-spot adjustments.			
Underlying Causes			
Believes only one viable solution exists; does not consider multiple solutions to a problem.			
Believes leaders must be decisive and tends to make decisions prematurely.			
Searches for perfect correct answers rather than the good enough solution; continues collecting data to inform decision-making well after the time for the required decision.			
Does not operate well in high-stress situations.			
Feels wedded to the original plan; is fearful of changing or modifying the plan midstream.			
Feedback	Brainstorm and consider alternative ways to adjust to external influences as a group.		
	Talk with superiors and peers about external factors that influence unit capabilities. Solicit feedback on factors that influence subordinates' ability to complete their work.		
	Gain feedback from superiors, peers, or trusted subordinates on your flexibility with alternative ways of thinking. Use the feedback to decide how to become more open to new ideas.		
	Request feedback from subordinates on how well you intervene and adjust their work. Do you provide appropriate and timely adjustments with clear direction?		
Study	Identify new and emerging trends in an area of expertise; research how the change affects existing taskings and missions.		
	Observe a unit that has undergone a major change due to an external factor, and document how they handled it. Use effective approaches or best practices.		
	Reflect on when external influences negatively affected your performance, decision-making, or team performance. What should you have done? Reflect on when you dealt effectively with external influences. Why were you successful?		
	Access the Central Army Registry to complete L03 IMI–Removing Work Barriers, L18 IMI–Being an Adaptable Leader in Times of Change and L29 IMI–Managing Time.		
Practice	If a mission or project is not on track, take a different action by devising creative solutions. Be open to the idea that there may be a better way.		
	Talk with others inside and outside the chain of command to stay current on external influences that could affect missions. Consider attendance at conferences, conventions, and courses.		
	Develop alternative strategies and solutions to accomplish an existing project or task. This serves as a contingency plan in case unexpected outcomes occur.		
	Practice maintaining composure and managing frustration when external influences affect work. Remain focused on a positive outcome.		
	Form or expand partnerships with peers who get things done. Brainstorm with them on ways to adjust to outside influences that affect current and future tasks and projects.		
Legend: IMI interactive media instruction			

Chapter 5

Program Development

5-1. Efforts to develop leaders yield better results if the focus is on proven methods. Army leadership requires establishing interpersonal relationships based on trust and setting the example for subordinates, peers, and superiors. In leader development surveys, leaders ranked leading a unit, personal examples, and mentoring as the three most effective ways to develop their leadership qualities. Integrating leader development fundamentals into an organization creates a positive, learning climate and builds a mindset that prioritizes development. Experience is a powerful learning tool, although it does not guarantee learning. As the leader development tenets convey, learning requires commitment and purpose.

5-2. Leader development benefits both individuals and the organization. The Army is known for its success in developing leaders rapidly. Many development opportunities occur in organizations, though not always used for their learning value. Without intent or a program for leader development, organizational emphasis on learning follows commander interest and unit climate. Leader development programs leverage opportunities to address individual and organizational goals for development.

5-3. Commanders are responsible for training and leader development in their units and for providing a culture in which learning takes place. They must deliberately plan, prepare, execute, and assess training and development as part of their overall operations. Commanders and leaders must integrate leader development into their organizational training plans.

5-4. Developing Army leaders at all levels, military and civilian, is the best means to ensure the Army adapts to future uncertainties. In this sense, leader development directly relates to Army readiness. Individuals who feel the Army and their leaders are interested in them are motivated to demonstrate greater initiative and to engage fully in leader development. Development programs that integrate professional and personal goals are the most effective. Program content needs to account for the individual's competence, character, and commitment to develop the attributes and competencies desired of Army leaders.

5-5. Organizational leader development programs must nest in purpose and guidance with the higher organization's program. Programs should be consistent with Army enterprise concepts, strategy, and guidance on leader development. Programs should provide guidance to subordinate units yet allow freedom to determine practices and schedules most conducive to their missions. Programs up and down an organizational structure need to align to create synergy and unity of effort. A battalion or equivalent-sized leader development program should identify specific processes supporting development. Generating force organizations headed by a colonel or similar ranking DA Civilian are a good target for programs that detail specific processes. A battalion program should anticipate the needs of and execution by its subordinate units.

5-6. Variations in programs occur across echelons depending on the organization type and size. For example, a division has greater latitude in selecting leaders for special assignments than does a battalion due to the wider scope of opportunities and larger number of leaders. A Reserve Component unit has fewer training days to plan and schedule team building events, so there may be a greater role for self-development and mentoring. Detached and dispersed units have fewer organic assets to prepare and conduct special events but may have access to external opportunities, such as a training detachment on a university campus.

5-7. The Army holds commanders accountable for unit leader development by regulation (see AR 350-1). Accountability can be included as part of the organizational inspection program (see AR 1-201). Responsibility for leader development cuts across all leader and staff roles. Some developing leader role and responsibility examples are—

- Each leader develops subordinates.
- The senior officer, warrant officer, noncommissioned officer, and DA Civilian leaders take ownership for their cohorts' development in the organization.

- Each leader (and those who aspire to leadership positions) takes responsibility for their own development.

Collective Training with a Targeted Developmental Focus

While conducting battlefield circulation during one battalion's platoon EXEVAL events, CSM Sash notices that the battalion incorporated developmental and training objectives into the event as the brigade commander directed. In the TOC, several screens depict how the platoons have been assessed. He notices CSM Undeu reviewing some training reports.

CSM Sash: "CSM Undeu how are things progressing here?"

CSM Undeu: "Pretty well sergeant major. The platoons are executing at a level higher than we anticipated. The NCOs have told me in conversation that targeting development during training has really helped them improve not only themselves, but their teams as well. We'll confirm that in the AARs."

CSM Sash: "Including that info in the AARs is critical. How are the 1SGs doing?"

CSM Undeu: "They're running a little ragged from the training timeline but are holding up."

CSM Sash: "How are you incorporating developmental opportunities for your 1SGs during this event? Remember, even though they are not the target for this event, we can still challenge and develop them. The systems they use to track their platoons shouldn't be different from what they will use in combat. The brigade needs your help in identifying developmental strengths and needs at the 1SG/commander level to ensure that we are seeing ourselves accurately. Find a way to assess your command teams during events like this, otherwise you'll miss things that are critical to the brigade's success."

CSM Undeu: "I take your point. I got too focused on the platoons since this event centers on them. I completely missed how observations, assessments, and feedback on the next level up reinforces brigade training and leader development objectives."

CSM Sash: "The focus should be at the platoon-level, and you are doing that well. It is also important to take this opportunity to help the brigade see itself since gaps you might find may extend across the rest of the brigade. It helps the brigade commander and me confirm or deny what we think are individual and collective developmental needs at the company level."

5-8. The next-higher echelon commander, human resources and operations staff, and senior cohort leaders must clarify development roles and responsibilities. These individuals directly and indirectly affect the efficiency and effectiveness of leader development.

Delineating Responsibilities

Efficiently implementing leader development programs depends on clearly defining and allocating responsibilities across leaders and staff both in and outside the organization. Develop a matrix to document notes on the roles and responsibilities for developing leaders in the organization.

UNIT LEADER DEVELOPMENT PROGRAMS

5-9. Leader development is a mindset and process, not merely an event, reflected by everything leaders do. An opportunity for development exists in every event, class, assignment, duty position, discussion, physical training formation, briefing, and engagement. Leader development is a continual and purposeful process. It is an ongoing process intended to achieve incremental and progressive results over time.

PROGRAM CREATION

5-10. Various types and echelons of commands and organizations label their leader development guidance with different descriptions such as strategy, philosophy, policy, memorandum, plan, or standing procedure. The title and format are less important than having a good plan—one that aligns with the leader development tenets: committed organization; clear purpose; supportive learning culture; enabler of education, training, and experience; and feedback. The plan helps to inspire and guide the organization to engage in development. Programs that incorporate leader development into daily operations without creating extra events are well received and have the greatest chance for effective implementation. Having a plan brings attention to leader development, provides focus and purpose, encourages the mindset, sets conditions, shows how development should occur, and coordinates efforts across the organization.

5-11. Developing a leader development program follows the same steps used in the operations process (see ADP 5-0). Planning involves understanding a situation, envisioning a desired future, and planning effective ways to achieve that future. The program should allow for disciplined initiative by subordinate units and individual leaders. A leader development program is specific because the outcomes need to address both organizational and individual goals as well as short-term and long-term goals. The long-term focus extends beyond a commander's tour and beyond the member's time in the unit. Most DA Civilian leaders are not reassigned based on time, though leader development programs like those in operational units often serve their needs. Once the commander's visualization is described and the program plan is developed, they direct preparing and executing the unit's leader development program. The commander and unit leaders execute the program and assess its progress. The leader development program creates change in the organization and in individuals—it is a living document. As leaders develop, update the program plan.

Understand

5-12. To aid understanding, leader teams can use formal assessments such as command climate surveys, aggregated trends from leader assessments, unit-level assessments (such as Unit 360 or Army Readiness Assessment Program), training center AAR take-home packages, and command inspection program results to focus on conditions indicating unit strengths and developmental needs. Even an analysis of all unit members' IDPs can provide detail on where to focus or where developmental gaps may exist. The leader team takes these various information sources along with their own observations and discussions with subordinates and colleagues to determine an appropriate focus. Table 5-1 lists external and internal information sources leaders can use to shape and inform an assessment of their organization.

Table 5-1. Information sources for assessment considerations

<i>External</i>	<i>Internal</i>
Review the Army Leader Development Strategy, Army Campaign Plan, and command guidance. Meet with personnel who focus on the organization's well-being such as the higher headquarters' chaplain, Staff Judge Advocate, Inspector General, other staff, and support agencies. Review higher headquarters' leader development guidance and programs. Review prior command inspection program results.	Mission essential task list assessment. Exercise or deployment results and after action reviews. Operational and training exercise performance records. Upcoming events or training calendars. Organizational climate surveys. Aggregated insights from individual development plans. Unit 360 rollup report. Personnel roster and personnel qualification records. Personal assessment of subordinates' education and experience. Social media. Tour work areas and facilities. Evaluations and support forms. Initial counseling feedback. Insights from individual development plans (such as common strengths and weaknesses).

5-13. The leader team may not always have existing formal assessments to use. Additionally, the unit mission or composition may change so those sources may no longer apply. In these cases, leaders align goals with their observational assessments and any changes to organizational mission and goals.

Scheduling and completing a Unit 360 can inform an organizational developmental baseline. Unit rollup reports provide information on organizational leadership strengths and developmental needs to focus planning and identifying developmental priorities. Assessed leaders receive an individual feedback report highlighting personal leadership strengths and developmental needs to inform their IDP development. During periodic developmental sessions, leaders review subordinate IDPs to gain insight on current developmental priorities and possible program improvements.

Finding Developmental Opportunities

CSM Baker is conducting the weekly 1SG meeting prior to next week's battalion's gated training strategy. The battalion struggles with last-minute maintenance and supply issues which causes a lot of unpredictability for its Soldiers.

CSM Baker: "You all were in the training meeting last week. How are you incorporating the leadership attributes and competencies into your overall training objectives?"

1SG Diaz: "Sergeant major, we have been underwater with all the last-minute taskings. It's all I can do to just meet suspenses right now." The other 1SGs nod in agreement.

CSM Baker: "I get it. It has been chaotic in the HQ as well. I know the last-minute stuff causes unpredictability for the Soldiers and it shows in the way they carry themselves. Even with the chaos of last minute taskings, continue to find ways to fight Soldiers one rank up. Those engagements can be a developmental opportunity for them. This can free up some of our senior leaders to focus on implementing the commander's guidance. Provide feedback to those you delegate responsibility to."

1SG Morton: "Acknowledge all sergeant major. We'll continue to use these opportunities to develop our leaders. I have several corporals and specialists that could handle some of the things I would usually task a sergeant with."

CSM Baker: "That's right. I will work at the battalion level to protect your time, but you are responsible for using it. Don't let your commanders plan in a vacuum, be involved and proactive in developing your people. Look for innovative ways to incorporate leader development and communicate with your leaders. Let them know you are deliberately developing them and everything they do is a developmental opportunity—take advantage of it—and grow as a Soldier and leader."

Visualize

5-14. Several sources inform decisions about setting the desired future end states for leader development. Philosophically, the team can examine the Army Campaign Plan and the intent in higher and sister organization's development programs. The most important and enduring outcomes are stated in a vision or intent statement, depending on the commander's preference.

5-15. An organizational development program establishes the goals for specific end states. Each leader development program has four mutually supporting purposes. Each organization leader has a designated responsibility to accomplish the mission, improve the organization, prepare personnel to perform current duties, and develop leaders for future responsibilities and other assignments. Different from unit training plans, the leader development program addresses long-term outcomes for individuals and the organization.

5-16. Outcomes should address at least these four areas (see table 5-2). Planning and executing the leader development program is an organizational leader's responsibility. The vision or intent helps to focus and synchronize leader development actions across the organization to achieve the greatest effects.

Table 5-2. Program goals and outcomes

Outcomes	Individual	Organization
Short-term	Improve personnel capabilities for unit duties	Accomplish the mission
Long-term	Increase personnel capabilities beyond current assignment	Improve the organization

Leaders who recognize and approach development as a process balance the Army's long-term needs, their subordinates' short-term and career needs, and their organizations' immediate needs to determine how and when to integrate leader development opportunities in daily schedules.

Plan

5-17. To start a plan, the leader team goes through a conceptual process to consider how to achieve its desired end state. The end state and enduring purpose help guide the detailed planning phase that involves selecting activities to emphasize in the unit's program.

The most important element of a successful leader development program are leaders with a mindset, clear-cut vision, and passion for developing others, themselves, and teams. They capitalize on every opportunity.

5-18. The activities cover unit and individual development for short-term and long-term development. The following factors provide ways to structure a plan:

- Phases of a leader's cycle within a unit.
 - Reception.
 - Integration.
 - Utilization.
 - Assignment rotation within the unit.
 - Transition.
- Unit cycles.
 - Sustainable readiness model.
 - Deployment schedule.
 - Green-amber-red time management and training cycles.
- Cohort programs.
 - Sergeant's time.
 - Preparation for Soldier and sergeant excellence boards.
 - NCO professional development.
 - Warrant officer professional development.
 - Officer professional development.
 - Leader team/Command team.
 - Civilian leader development seminars.
 - Combined leader development programs.
- Developmental focus—common core for the team and all leaders.
 - Command climate (see AR 600-20).
 - Mission command principles (see ADP 6-0).
 - Core leader competencies (see ADP 6-22).
 - Core leader attributes (see ADP 6-22).
 - Performance qualities, such as adaptability, resilience, versatility, creativity.
 - Core unit mission and functions.
- Developmental focus—career paths for leader groups.
 - Career leadership responsibilities (see DA PAM 600-3, DA PAM 600-25, and AR 690-950).
 - Career Management Field.
 - Functional area.
 - DA Civilian Career Programs.

Taking Advantage of Developmental Opportunities

1SG Diaz is walking through the motor pool with his platoon sergeants at the end of the week to check the vehicle lines. He often does this to ensure uniformity but also as an informal way to let the platoon sergeants air grievances. Over the last six months he has learned a lot about his platoons and how they operate from their feedback during these informal meetings.

1SG Diaz: "I know that the operating tempo has been high, and we aren't where we want to be with the platoons moving into collective training. CSM Baker reiterated that the battalion would help protect our calendar, but we need to be able to shift priorities in stride. He already said we can fight one rank up for taskings and that should help free up some leaders."

SFC Jefferies: "That will help a little but that doesn't solve the issue of the platoons being ready for collective training. They just need more time together, and we don't have that."

1SG Diaz: "What if we stopped pulling from across the company for taskings and instead put whole teams on them together? This would give team building time without adding anything to the calendar. CPT Williams is aware of our weaknesses, and she has been incorporating attribute and competency development into our future training events. What the company needs from you is twofold: First, know the developmental AND training objective for each event and ensure your people know them as well. Execute the event to standard and conduct and record the AAR results. Second, identify developmental and training gaps across your platoons so we can address them in future events to improve individual and unit performance."

SFC Addenour: "That makes sense. I can put some of my specialists in charge of taskings and that will help them develop while letting the teams or squads spend more time together. That also lets me get more involved in the planning process with 2LT Hower. She is new to the platoon, and I need to find ways to spend more time assisting and helping her understand the environment."

"Incorporating leader development objectives into mundane taskings is a blessing in disguise. Find innovative ways for teams to share experiences together. Ensure you give feedback to leaders after development events to maximize the impact."

~ CPT Hower (in initial guidance to subordinate leaders)

5-19. Successful organizations integrate formal, semiformal, and informal activities into their development programs. Policy or regulation direct formal techniques. Addressed in doctrine, semiformal activities are commonly practiced and may be required, but failure to conduct them does not carry punitive consequences. Informal development practices include opportunities with a focus on learning. Table 5-3 on page 5-7 lists ways to enable learning. Setting conditions for development, goal setting, assessments, and advice and counsel all contribute to improved learning. Table 5-4 on page 5-7 provides additional opportunities and developmental activities. Both tables separate various techniques into formal, semiformal, and informal categories.

Table 5-3. Enablers for learning

<i>Learning enablers</i>	<i>Formal</i>	<i>Semiformal</i>	<i>Informal</i>
<i>Setting conditions</i>	Integration and reception counseling. Initial performance counseling.	Understand individual differences in strengths, interests, potential, and development methods.	Getting to know and understand subordinates. Build rapport to enable supportive development.
<i>Goal setting</i>	IDP.	5-year plan.	Short-term & long-term personal and professional goals.
<i>Assessment</i>	Performance evaluation. Certifications. Inspection program. Command climate survey. Professional military education/Civilian Education System	Organizational certifications. Unit acculturation program. Core unit mission and functions review. Leader 360 for self-assessment. Unit 360 assessment.	Day-to-day observations. Asking others about a leader. Sensing sessions.
<i>Advice and guidance</i>	Performance counseling. Professional growth counseling.	Mentoring. Coaching. Training center counterpart feedback. Instructor feedback.	5-minute feedback. Peer discussions. Indirect questioning (What have you planned for your development lately? How did you help a Soldier today?).

Table 5-4. Developmental activities and opportunities

<i>Developmental opportunities</i>	<i>Formal</i>	<i>Semiformal</i>	<i>Informal</i>
<i>Challenging experiences</i>	Broadening assignments, casualty assistance.	Unit rotation and succession planning. Stretch assignments. Developmental assignments. Rotational assignments.	Opportunities to operate in unfamiliar situations. Broadening tasks, staff duty, food service duty.
<i>Group leader development</i>	Leader Training Program. After action reviews.	Officer professional development. Noncommissioned officer professional development. Combined events. Team building events.	Professional reading and writing program. Sharing experiences. Excellence competitions.
<i>Education</i>	Professional military education courses. Functional, branch, career program, or special training.	Scheduling or supporting leaders to attend institutional education	Encourage utilizing recent graduates' new skills and knowledge.
<i>Self-development</i>	Course prerequisites or other directed development activity.	Guided self-development.	Self-assessment. Reflective journaling. Personalized self-development. Study and practice.
<i>Collective training</i>	Incorporate development goals and processes into training objectives.	Team building exercises.	Shared development stories.

5-20. From considering the learning enablers and developmental opportunities, the leader team creates a plan for scheduling events. The schedule assists those leading and supporting the execution. The schedule maintains reasonable activities and direction of emphasis to help ensure quality. Some events are required, such as performance evaluations and professional growth counseling, and the plan's emphasis triggers other activities. The plan should encourage a mindset where leaders take the initiative to incorporate development into daily activities. Such activities include raising questions in an AAR about what leaders learned about leadership or asking leaders what self-development they are doing.

5-21. The leader decides the best method to describe the leader development program, such as annual concept, quarterly concept with specific events, or theme based. The plan needs synchronize with the overall unit schedule considering the training calendar, significant higher headquarters' events that need support, and other significant events.

Execute

5-22. Once completed, the leaders distribute the plan throughout the unit to direct program preparation and execution. Depending on the echelon, the leaders review subordinate unit leader development programs. The leader team sets, directs, and leads the organizational goals, shaping the conditions for individual development. Individual development is based on the interests and the effort of individuals who develop others and themselves. It is up to each individual to learn, grow, and develop as an Army professional. An IDP is a personal development plan. It is important that individuals and their raters work together to develop an IDP. Executing the leader development program can become a regularly reported item in reviews, situation reports, and training briefs.

5-23. Leaders must ensure the plan affects development positively. The plan is a way to emphasize development and desired outcomes for individuals and for units. Leaders develop the plan with an intent to see it through. Reviewed, assessed, and updated periodically, the plan is a living document. Leaders commit to creating an open learning environment where development becomes second nature, like when leaders integrate leader development into daily administrative and training events, as well as deployments.

Assess

5-24. Good units use various and distinct methods to continually assess leader and leader development strength and weaknesses. The leader team needs to ensure individual development stays the main effort and that the focus does not become the plan or running events. The documented plan is either an enabler or a detractor to successfully executing and achieving the desired outcomes depending on the degree of initiative.

5-25. Leaders assess implementation and execution against the established vision and end states. Just as leadership assessments help set goals for the unit leader development program, assessing the program implementation and execution provides useful information on how well the end states are being achieved and areas for adjustment. The leader team should monitor whether the vision and end states are adequate or need improvement (see Section IV in chapter 2).

5-26. Leaders must conduct required development activities such as performance evaluations, professional growth counseling, IDPs, and command climate surveys. A leader's assessment in developing others can occur through reviewing how leaders used formal, semi-formal, and informal activities in the program. The leadership requirements model establishes the expectations for these functions and performance evaluations have provided the mechanism for checking. Multi-source assessments provide personal feedback to the leader on what they have done to establish a positive climate, engage in developing others, and steward the profession. The multi-source feedback provides an opportunity for leaders to address and improve their approaches before evaluation.

5-27. Leader development is a holistic process that occurs every day aligning training, education, and experience to prepare leaders to improve. Development is critical to all cohorts—enlisted, officer, and civilian—the Army's future leaders source. The process balances long-term Army needs, subordinates' short-term and career needs, and immediate organization needs.

TRADITIONAL PROGRAM ELEMENTS

5-28. Choosing the right blend of topics, medium, frequency, and intended audience is based on the commander's needs for their unit or mission. Some options include—

- Professional reading programs.
- Professional writing programs.
- Staff rides, historical tours, and terrain walks.

Professional Reading Programs

5-29. Organizations and individuals can implement professional reading programs; many materials are available to support topic determination, such as the U.S. Army Chief of Staff's Professional Reading list or the U.S. Army Center of Military History Recommended Professional Reading List. Reading recommendations and book reviews from military journals, online discussion forums, podcasts, and social media provide options for inclusion into unit or personal reading programs. Determining the frequency, such as monthly or quarterly, depends on organizational missions, but the unit must allocate and protect time for effective implementation. Professional reading programs can include a mix of journal articles, professional papers, graphic novels, or military professional blog posts. Mixing sources enables leaders to share new ideas, writing styles, and emerging authors.

Successful reading programs depend on how they are structured—what readings are chosen and what purpose is integrated into the program. To encourage tactics, then select readings on operational tactics. To develop skills for which interesting readings do not exist, then design questions that trigger reflection about engaging material. For example, to stimulate critical thinking assign questions about the materials that require applying lessons to other situations and considering underlying assumptions and alternative courses of action.

Professional Writing Programs

5-30. Army leaders consider how they can contribute to the body of thought in their fields of expertise by researching and writing about topics that interest them. By writing and publishing papers, they can advance their profession, mastery of their discipline, and writing skills. Scholarly paper writers study their topics in depth and in breadth. They take formal classes in research and in writing so they can master appropriate standards. They use appropriate writing processes. Before submitting papers to professional or academic journals, they ensure their submissions meet the publications' requirements. In addition, the unit security office should screen items for publication to prevent classified information spillage. Writers scrupulously adhere to intellectual property rights rules and shun plagiarism.

5-31. For leaders, a developmental writing program serves as a significant complementary companion to a professional reading program and may lead to publication in scholarly journals. Length may vary based on the requirement. Some ideas for professional writing include:

- Leadership philosophy—an opportunity to discuss expectations, what is important, and what is non-negotiable.
- Personal experiences:
 - Significant experience, whether good or bad, and its personal effect including lessons learned.
 - Routine experiences, describing how you handle them and possible improvements for consideration.
- Historical person or event related to the branch, regimental affiliation, or organization.
- Opinion piece explaining changes affecting your branch through a particular person, policy, or equipment.
- Book or movie reviews providing a detailed analysis of published or broadcast material for an online or professional journal.

Considerations for Professional Reading

Reading programs foster study by making the reading relevant, providing a purpose, and following up. Leaders can use this suggested format to present on leadership and leader development to others.

Book/Article/Reference

Leader name and position

Describe the leader's environment and situation.

Who was the leader leading?

How did the leader attempt to influence the situation or people?

What were the positive and negative outcomes?

What were the leader's strengths and developmental needs?

What lessons from this leader's experience can be applied now or later?

Additional questions to focus readers on specific aspects:

What is the title's significance? Would you have titled it differently? If yes, what is your title?

What were the central themes? Were they adequately explored? Were they presented in a

clichéd or unique manner?

What did you think of the structure and writing style? What was the most central to the work?

What resonated positively or negatively with you personally? Why?

Has anything happened to you like the examples cited? How did you react?

What surprised you the most?

Did the book cover historical, economic, racial, cultural, traditional, gender, sexual, or socioeconomic factors? How did they affect the central idea? Was it realistic?

Did any quotes stand out? Why?

Was any situation familiar?

Are there any works you would compare with this? How do they compare?

Did you disagree with the author's views? If so, what specifically and why?

Have you read any other work by the author? Were they comparable to this?

What did you learn, take away, or get from this work?

Did your opinion change as you read it? How?

Would you recommend it to a peer, subordinate, or supervisor?

Did the author present anything confusing or contradictory?

Why do you think the author included some of the stories?

How do you rate the work? How do you feel about reading it?

Staff Rides, Battlefield Tours, and Museum Visits

5-32. A staff ride is a historical campaign or battle study that usually includes deep preliminary study, an extensive site visit, and opportunities to dissect and integrate lessons learned throughout the event. A component of this detailed study is a terrain analysis and the terrain's effect upon the battle or campaign. Seeing the location provides context to leader decisions and insight into the choices leaders made.

5-33. Staff ride handbooks and atlases enable organizations to conduct staff rides, often with assistance from the Army University Press or Center for Military History. Occasionally, units develop their own staff rides and share products with other organizations. Virtual staff rides follow the same methodology as a live staff ride but provide a detailed terrain replication based upon satellite imagery, digital terrain, or three-dimensional models to immerse participants in the virtual terrain and provide a realistic battlefield vision.

5-34. Historical battlefield tours or museum visits can provide opportunities to visualize leadership and historical lessons by interacting with material items or physical terrain, but without the detailed study associated with a staff ride. Battlefield tours are typically brief and may include facilitated instruction from

a guide. Guides may provide selected leadership-oriented readings in advance but tend to assume a greater role to compensate for the audience's lack of detailed preparation. Using carefully prepared questions, posed during or after the tour, the facilitator can still make the tour a critical thought and analysis exercise, drawing on any preliminary readings and perspectives acquired during the event. Battlefield tours use terrain and the historical situation to teach leaders. Museums follow similar concepts as battlefield tours, but provide interactions with material items, artwork, or artifacts to enhance learning and discussion. Museum staff often tailor tours and events to audience needs. See Center for Military History Publication 70-21 for more on staff rides, battlefield tours, and museums.

EXAMPLE PROGRAMS

5-35. Figures 5-1 through 5-5 provide examples of battalion-level guidance and programs for units. Figure 5-1 is a sample battalion plan template followed by an example using that template (see figure 5-2 starting on page 5-12.). Program guidance may have annexes for special events or specific cohort programs. Figures 5-3 through 5-5 (see pages 5-14 through 5-20) depict example development programs for battalion NCOs, platoon sergeants, and lieutenants. These example programs illustrate the necessity of developing leaders through daily events and not relying solely on a singular program for development.

SUBJECT: Unit Leader Development Program**1. References.** *[as required]***2. Purpose.**

- *[Mission of the unit]*
- *[Importance of leader development to the mission, the Army, and to individual leaders]*
- *[Desired end state(s)]*
- *[General application and constraints of this guidance]*

3. Principles/Command Philosophy.

- *[Identify overarching principles or command philosophy]*

4. Priorities, Focus Areas/Lines of Effort, Key Tasks

- *[Enumerate priorities in a, b, c, ...]*
- *[List focus areas or lines of effort and associated key tasks. Paragraph 5-18 (FM 6-22) provides options to structure the focus areas or lines of effort. Key tasks may be nested by lines of effort and identify quarterly topics for emphasis.]*

5. Roles and Responsibilities

- *[General roles and responsibilities]*
- *[Commander/Supervisor]*
- *[Staff]*
- *[Subordinate Units]*
- *[Individual Soldiers and/or DA Civilians]*

6. Standard Practices

from Tables 5-3 and 5-4 (FM 6-22), for example:

- *[Integration, reception counseling, acculturation]*
- *[Performance evaluation and counseling]*
- *[Leader professional growth counseling, individual development plan]*
- *[Attendance policy for professional military education]*
- *[Individual training]*
- *[Leader development emphasis in collective training events, training centers]*
- *[others as desired]*

7. Unit Activities

Define special themes from Tables 5-3 and 5-4 (FM 6-22), for example:

- *[Unit assignment practices used for development]*
- *[Circulation plan for day-to-day observations]*
- *[Cohort, grade, career management field training and certification]*
- *[Professional development sessions, topics, schedule/frequency]*
- *[Unit 360, Command Climate Navigator]*
- *[Team building events]*
- *[Unit policy for self-development]*
- *[Utilization of skills of newly trained course graduates]*
- *[Reading and writing programs]*
- *[others as desired]*

8. Implementation/Effective Dates

Figure 5-1. Example unit leader development program outline

SUBJECT: Battalion Leader Development Program**1. References.**

- a. Army Leader Development Strategy.
- b. FM 6-22, Developing Leaders.
- c. Memorandum, FORSCOM Leader Development Guidance.
- d. Memorandum, XXV Corps Leader Development Strategy.
- e. Memorandum, 83rd Division Command Training and Leader Development Guidance.
- f. Memorandum, 7th Brigade Leader Development Priorities.

2. Purpose.

To enable 1-234 IN BN to deploy worldwide with qualified leaders, on order, in support of global contingency operations. To ensure the Total Army can successfully adapt to future challenges by supporting the professional development of leaders to their full potential. The desired end state is for all leaders in this battalion to be capable of executing their leadership responsibilities to accomplish missions while improving the organization and preparing personnel to accept greater responsibility for potential future assignments. The battalion leader development program is applicable to individual leaders, units, and staff.

3. Command Philosophy.

We will accomplish leader development by how we chose to perform our tasks and conduct ourselves as leaders and as a team. Leader development is a shared privilege. We will use all experiences to develop leaders to improve how they lead. Leaders will guide subordinates to reflect upon and learn from their experiences. Leaders will monitor subordinates for their readiness for new challenges. Our approach to our training and mission tasks will reflect excellence according to references a-f and not by the number of events on the training calendar. We will embed leader development into our daily operations and as supported by special activities. We shall create and sustain a learning culture and mindset to use opportunities to improve others and ourselves. Each day, leaders will encourage professional development, build each other up, and make corrections swiftly and justly.

4. Priorities, Lines of Effort, Key Tasks

Priorities:

1. Culture of learning. Acculturate new leaders to our developmental philosophy through unit integration and by embracing opportunities for learning.
2. Junior focus. Assess junior leaders to identify their individual strengths and address developmental needs. Direct assessments and development in the fundamentals of leadership in the context of the mission essential task list. Development is ongoing and continues after initial leader certification.
3. Cohesive development. Work together as teams of leaders to support each other's units to help ensure team leader development and brigade mission success.

Lines of Effort and Key Tasks:

1. Assignments and developmental experiences. Plan a patterned sequence of assignments and adjust for optimal development of individuals. Use stretch assignments for high potentials. Add or lengthen developmental assignments for those needing them. Take advantage of opportunities to provide development for subordinates.
2. Assessments and feedback. Conduct and support Leader360 and Unit360 events and encourage use of feedback in IDP development. Develop circulation plans for commanders and first sergeants to rotate to observe their subordinate leaders. Find leaders doing something well and recognize it.
3. Coach/counsel/mentor. Establish rapport with subordinates by getting to know them and their interests. Make counseling and coaching an integral part of battalion operations. Conduct counseling to effect the individual's development. Use informal coaching at the point of opportunity. Reserve time to mentor.
4. Study events. Nest battalion reading program into higher command reading programs. Coordinate quarterly program themes to address topics applicable to the following quarter in the quarterly training brief.

5. Roles and Responsibilities

- a. All individuals. Engage in the leader development of all battalion personnel, including self. Assist with integration of new leaders in the unit, ensuring that all leaders are proficient in tasks necessary to lead Soldiers in combat. With support from raters, develop an individual development plan (IDP) and use opportunities to advance development.
- b. Battalion commander. Plans and executes the battalion program with command sergeant major, staff, and company commander assistance IAW brigade guidance and priorities. Provides feedback to officers on their progress. Reviews and approves assignment patterns for company and field grade officers.

Figure 5-2. Example unit leader development program

- c. Command Sergeant Major. Supports the commander in planning and executing the battalion leader development program. Senior advisor and organizer for enlisted leader development, including unit assignment patterns and integration of training and leader development practices. Ensures unit NCOs treat leader development appropriately with respect to mission completion and unit improvement.
- d. Company commanders and principal staff officers. Assist in the planning and execution of the program. Assess the program for completion and desired impact. Authorized to expand the program into areas deemed necessary.

6. Standard Practices

- a. Raters conduct timely integration and reception counseling for 100% of new personnel to acculturate them into the unit's leader development philosophy and certify them in leader responsibilities according to ref. d. Assign peer sponsors for newcomers to give a peer perspective on the unit leader development philosophy.
- b. Raters and senior raters will include a performance objective on their evaluation to complete performance evaluations and counseling requirements to standard.
- c. Provide professional growth counseling and ensure each individual has a well-thought out and actionable IDP.
- d. Identify windows for attendance for each individual to their next professional military education (PME) opportunity and assess impact on unit assignment practices. Incorporate PME attendance in permanent and temporary loss projections.
- e. Have individual training conducted so that it incorporates goals for development of future leader requirements. Assess what the individual training contributed towards the goals.
- f. Incorporate leader development actions in each collective training event: establish at least one training goal focused on developing leadership competencies, set conditions and plan assessments for the training goal to occur in parallel with mission training, and conduct group and individual reviews of learning associated with the goal.

7. Unit Activities

- a. Develop a leader rotation/succession plan. Planning considerations include keeping individuals in positions long enough to ensure their stability promotes high unit performance. Proven, qualified leaders move on to positions of greater responsibility, while others continue to develop in current positions or positions better matched for their development. Chart the timing and sequencing of leaders into and out of leadership positions. Temporary vacancies are opportunities to challenge or broaden less experienced leaders.
- b. Raters should make a leader observation plan to circulate among their rated leaders. Determine the best times to observe how they conduct leadership and other key duties according to unit training schedules. Take time to provide on-the-spot feedback and coaching. Record observations for future use.
- c. Conduct leader certifications within one month of assignment. Commanders two echelons up will perform the certifications. Follow-on checks will be executed within the first 90 days of assuming a leadership position.
- d. Conduct an annual leader professional development session or team building event at battalion, company, and platoon levels. Subordinate units may conduct additional events.
- e. Conduct a Unit 360 event within 6 months of assumption of command or in coordination with the Commander 360 or brigade's Unit 360. Refine individual and unit goals based on results.
- f. Each individual is allowed four duty hours per month to concentrate on IDP activities for self-development.
- g. Conduct a professional reading and writing program focused on topics selected for application to the following quarterly training emphasis. Identify the purpose of the reading and stimulate thinking about how the reading applies to improving the unit and developing individual leaders. Topics for readings or lessons:
 - 1Q FY – trust, team building, effective chains of command.
 - 2Q FY – indirect influence, negotiation, leading in operations.
 - 3Q FY – managing difficult behavior, shared understanding, integrating leader development into individual-collective training.
 - 4Q FY – developing others, coaching, constructive feedback, self-awareness.

8. Implementation/Effective Dates

This plan is effective upon date signed until rescinded or replaced. The plan will be reviewed for currency quarterly by the S3. All leaders will participate in the execution of the plan.

Figure 5-2. Example unit leader development program (continued)

MEMORANDUM FOR All Battalion NCOs

SUBJECT: Battalion NCO Leader Development Program

1. Purpose. To develop agile, adaptive leaders.
2. Procedures:
 - a. Post-level: monthly Right Arm Night events, mixers, and socials.
 - b. Brigade:
 - (1) First Sergeants Day. All unit first sergeants come together for physical training and then attend a session at the host battalion's conference room.
 - (2) Monthly brigade NCO professional development sessions. Per quarter, the first two months is for master sergeant and above and the third month is for all.
 - (3) Best Warrior Competition.
 - (4) Brigade Command Sergeant Major to First Sergeant Mentorship Program: brigade command sergeant major spends two hours with each first sergeant at a training event (in first 90 days, halfway through their tour, and 90 days before departing).
 - (5) Brigade commander hosts a monthly battalion command sergeants major luncheon.
 - (6) Brigade commander mentor sessions with company commanders and executive officers, and select warrant officers will occur at the officer's beginning of tour, middle, and end of tour.
 - c. Battalion:
 - (1) Monthly leader development classes for promotable staff sergeants and above taught by senior cadre (battalion commander, command sergeant major, executive officer; company commanders and first sergeants).
 - (2) Monthly leader practical exercises led by senior cadre. Example topics may include executing a change of command or change of responsibility ceremony, conducting physical fitness testing, or conducting a height and weight screening.
 - (3) Professional reading and writing program assignments for all promotable staff sergeants and above.
 - (4) Quarterly records review for all promotable staff sergeants and above. Used as a tool to discuss future assignments and schooling, both professional military education courses and civilian.
 - (5) Annual competitions:
 - (a) Iron Spartan. A six-event physical fitness competition.
 - (b) Academic Spartan. A 100 question closed book, written exam on regulations and policies.
 - (c) Best Warrior Competition (Soldier, NCO, and officer categories).
 - (6) Monthly physical training days: officer day and senior NCOs day.
 - (7) Monthly first sergeant breakfast with battalion commander.
 - (8) Battalion commander and command sergeant major in-brief all new personnel.
 - (9) Rater and senior rating counseling as required; incorporate monthly counseling packet checks.
3. Encourage everyone to select and build a relationship with a mentor.

Figure 5-3. Example battalion NCO development program

MEMORANDUM FOR All Battalion Platoon Sergeants

SUBJECT: Battalion Platoon Sergeant Development Program

1. Purpose: To establish a platoon sergeant professional development program and provide guidance for its execution.
2. Intent: Provide opportunities for the battalion command sergeant major to assess the professional strengths and developmental needs of battalion platoon sergeants and develop leaders through one-on-one coaching and mentoring.
3. Procedures:
 - a. Duration. Each session will be one and one-half (1.5) to two (2) hours long.
 - b. Location. The location will be at the discretion of the platoon sergeant and will be provided when making the calendar appointment.
 - c. Participants. This is one-on-one time for platoon sergeants with the battalion command sergeant major. There will be no other participants.
 - d. Frequency. The first session will occur in the first 30 to 60 days of a new platoon sergeant assuming responsibility. Platoon sergeants will schedule a subsequent session every five to eight months thereafter. Platoon Sergeants will conduct a final session in the last month before relinquishing responsibility.
 - e. Session time break down (estimate):
 - (1) The first 30 minutes to one hour of the session will be a sit-down discussion by the platoon sergeant with the battalion command sergeant major in an area where they will not be disturbed. Platoon sergeants must come prepared to discuss the topics in detail (outlined later) demonstrating knowledge of their unit and understanding of their mission.
 - (2) During the second hour, the platoon sergeant will take the battalion command sergeant major to the selected location. Training should highlight what is unique and interesting to that company's mission. This is the primary focus of the meeting. The platoon sergeant should be showing the battalion command sergeant major how the platoon accomplishes a training event. It is the platoon sergeant's responsibility to know what training is ongoing and where. This is time for the platoon sergeant to highlight platoon systems, conduct, or techniques and procedures.
 - f. Constraints. Platoon sergeants have full latitude to present prepared information to support the topics of discussion. The platoon sergeant will not speak from a prepared script, but should be able to speak specifics about Soldiers in training, sick call, or other appointments.
4. Topics of Discussion. Topics are intended to be ambiguous and prompt open-ended questions for discussion. Platoon sergeants will not receive a briefing shell to fill out. Platoon sergeants must be prepared to discuss these topics in any order or method chosen by the battalion command sergeant major:

Figure 5-4. Example battalion platoon sergeant development program

- a. Describe your mission and strategies to improve how your platoon accomplishes its mission. What are your strengths, weaknesses, upcoming opportunities, and potential threats as they relate to your unit? Where do you want to take your platoon?
 - b. Discuss your assessment of the training management processes and training record management for your platoon. How well does your company utilize DTMS and what are your company's challenges with the system?
 - c. Describe your platoon's personnel situation including staffing, certifications, physical fitness (with height and weight compliance), medical readiness, and profiles.
 - d. What programs do you have in place for professional development? Does your counseling system foster professional development and tailor it for each individual?
 - e. How do you identify, track, and care for high-risk personnel in your platoon? Describe your approach to using non-judicial punishment.
 - f. Discuss the external relationships and stakeholders that your platoon has to accomplish its mission. What is your assessment of the strength and benefits of those relationships? What are you doing to maintain or strengthen them?
 - g. One of the following systems will be selected to discuss in detail; platoon sergeants should be prepared to discuss all of them:
 - (1) Platoon trends for chapters. What are the highest percentages of chapters? What can we do about it?
 - (2) What does your platoon do for hip pocket training during down/slow time? Who conducts it? How is it conducted?
 - (3) Training and Soldier Facilities: what is the status of training areas or facilities, barracks, or any company-operated facilities?
5. Scheduling Implementation:
- a. New platoon sergeants will begin this program within 30-60 days of assuming responsibility. This population is the highest priority for scheduling.
 - b. Platoon sergeants nearing the end of their tour. Platoon sergeants within the last three months of their tenure will schedule their session a minimum of two weeks before change of responsibility. This population is second in scheduling priority.
 - c. Platoon sergeants midway through their tenure (plan on 24 months being the average tour of duty) have the lowest priority of scheduling.

Figure 5-4. Example battalion platoon sergeant development program (continued)

MEMORANDUM FOR All Battalion Lieutenants

SUBJECT: Battalion Leader Development Program for Lieutenants

1. Purpose. To outline the procedures for executing an officer development program for lieutenants.
2. Scope. This program primarily focuses on the professional development of lieutenants. Captains and majors will also participate in certain portions of this program.
3. General. The most important training we do in this unit and in the Army is develop leaders. Leader development is the process through which we develop the skills, knowledge, and attitudes needed to lead, train, and employ units and organizations at increasing levels of responsibility. Leader development revolves around three pillars that in execution are intertwined: institutional training, operational assignments, and self-development. These three pillars form the foundation that leaders draw from in training and motivate the quality Soldiers in our unit and Army.

a. Institutional Training. Selected officers will have the opportunity to attend formal Army and installation schools and courses to increase their proficiency in specific areas. Attendance at these schools will always benefit both the unit and the individual officer.

b. Operational assignments.

(1) Minimally, Infantry lieutenants will serve in two operational assignments in the battalion. The first and most important assignment will be as a Rifle Platoon Leader. For this reason, Infantry lieutenants will serve about 12 months on average in a Rifle Platoon. This assignment will normally be followed by assignment as a specialty platoon leader (Scouts, Support, or Battalion Mortars), as a company executive officer or as a battalion staff officer. Twelve months is not hard and fast. More important than time is the quality of that time. Nine months in a training-intensive period is more professionally beneficial than 14 months (with 8 months spent in a support or non-training mode).

(2) Non-Infantry lieutenants will serve primarily in duty positions requiring their branch-unique specialties.

(3) Branch-detailed Infantry lieutenants. Such officers will serve as Rifle Platoon Leaders in their initial assignment. Their tour will generally be slightly less than that of a standard Infantry lieutenant (9-12 months on average). Provided it is quality time, this is enough to imbed requisite leadership skills and at the same time does not block the queue for platoon leader time. Following that initial assignment, branch-detailed officers will most likely fill staff positions if they remain in the battalion. In some cases, such officers may have the opportunity to serve in their future specialty outside the battalion. These assignments will be coordinated with the senior officer or commander of the detailed branch.

(4) Assignment patterns for captains and majors will be coordinated with the brigade commander.

c. Self-development. This is an important and effective pillar in the leader development process. Each officer is directly responsible for his own self-development. Self-development programs consist of professional reading and self-study. This is an informal, but intentional, program. By definition, we will not dictate this portion of the officer development program. It should be covered during rater and rated

Figure 5-5. Example battalion leader development program for lieutenants

officer counseling sessions: identifying known developmental needs or areas of interest, goals, and ways to achieve them.

4. Concept.

a. Formal instruction. Self-development is augmented by formal classes that provide additional information on selected tactical and leader related topics. The training schedule will reflect these classes. These classes will normally take two forms:

(1) Leader Team Training pertains to all officers covering general, non-tactical, and professional topics.

(2) Nested Leader Training pertains to leaders two levels down from the sponsor (lieutenants are the focus for battalion nested leader training). These cover tactical topics along with conceptual, interpersonal, and technical skills.

b. Task list. To focus efforts for leader development, specific tasks for lieutenants are included at enclosure 1. These tasks are designed to round out an officer's development and facilitate integration into the unit. They cover topics other than those normally associated with accomplishing unit training. Lieutenants will work with their company commander or principal staff supervisor to complete these tasks successfully. As a goal, leaders should complete these tasks within 90 days of assignment.

c. Counseling. Professional, routine, and goal-based counseling is an integral part of the professional development process. Company commanders, principal staff officers, and the battalion commander will execute counseling plans to ensure that individual goals are established and professional assessments are provided. Enclosure 1 tasks should be used to develop assessments and monitor professional development of junior officers.

Performance counseling as outlined in ATP 6-22.1 will occur according to battalion policy. Counseling will occur in the officer's work area, not the battalion commander's office. Formal evaluation counseling will be the exception. Officers should be prepared to discuss performance and future goals and objectives. Officers should also be prepared to discuss their self-development program and unit goals. Company commanders will arrange counseling sessions with the battalion commander through the adjutant based on their training schedule. The counseling rotation schedule follows:

- Staff officers and HHC: January, April, July, October.
- Alpha & Charlie Companies: February, May, August, November.
- Bravo & Delta Companies: March, June, September, December.

d. Professional Reading. Professional reading is a valued part of self-development. There are numerous recommended reading lists available. Additionally, technology (distance learning and other web-based applications) allows the easy production and dissemination of training videos on a variety of military-related topics. Additionally, several binders of instructional materials are available for use and review in the S3 shop.

e. Mentorship. Nothing is more effective for professional development than a senior leader taking personal interest in the development of a subordinate. Effective mentorship requires an interested and receptive senior and an equally interested and receptive subordinate. It cannot be forced or dictated. I

Figure 5-5. Example battalion leader development program for lieutenants (continued)

cannot by virtue of rank or position simply state, "I am your mentor". It is much more complicated than that. Senior officers take an interest in junior officers by imparting the benefit of their experience and knowledge. Junior officers should recognize this as a valuable resource and seek opportunities to learn from more senior and experienced officers.

5. Program Responsibilities.

a. Battalion commander.

(1) Serves as the primary trainer and teacher for lieutenants. Certifies that lieutenants are proficient and can execute required tasks to standard.

(2) Plans and executes the battalion program with staff and company commander assistance.

(3) Provides feedback to officers on their leader development progress.

(4) Manages assignment opportunities for lieutenants.

(5) Assists in development of assignment patterns for company and field grade officers.

b. Company commanders and principal staff officers.

(1) Assistant trainer and teacher for lieutenants. Enable lieutenants in completing tasks to standard.

(2) Provide feedback to junior officers on their leader development progress.

(3) Ensure newly assigned officers are briefed and enrolled in battalion programs.

(4) Authorized to expand the program into areas deemed necessary for advancement.

c. Individual officers.

(1) Participate in Leader Team Training and Nested Leader Training.

(2) Develop, with raters, an individual development plan.

(3) Lieutenants will complete certification tasks specified at enclosure 1. The goal for completion of these tasks is within 90 days of assignment.

6. Implementation. This program is effective upon receipt of this memorandum. Many of the tasks listed at enclosure 1 may have already been completed by more senior lieutenants. In this case, rating officers (commanders or principal staff) are authorized to grandfather the appropriate tasks.

7. Conclusion. Development of leaders is the most important thing we do. Our Soldiers deserve nothing less than fully qualified leaders who understand and enforce high standards of mission accomplishment.

Figure 5-5. Example battalion leader development program for lieutenants (continued)

Enclosure 1—Certification Tasks for Lieutenants

Certification area	Initials	Date
1. Sponsorship, Reception, and Integration:		
a. Conduct in briefs with key unit personnel.		
b. Develop a support form with assigned rater.		
c. Read and discuss division and regimental history.		
d. Review and discuss unit officer and NCO rating schemes.		
e. Become familiar with additional duties.		
2. Readiness:		
a. Understand division, brigade, and battalion readiness policies.		
b. Review Soldier readiness files of assigned Soldiers.		
c. Attend a Family Readiness Group meeting (married or not).		
3. Personnel:		
a. Read all division, brigade, and battalion policy letters.		
b. Receive briefing from unit reenlistment NCO. Know reenlistment eligibility date and status of all section personnel.		
c. Review Unit Commander's Financial Report to verify financial entitlements of all section personnel.		
d. Initiate a recommendation for an award.		
e. Understand the installation Army Substance Abuse Program.		
4. Intelligence and Security.		
Read and understand the brigade, battalion, and company crime prevention policies.		
5. Training:		
a. Read and understand pertinent tactics, operations, and branch-specific doctrine.		
b. Develop a leader's notebook that records training status of section.		
c. Conduct a platoon training meeting to prepare for a company training meeting.		
d. Develop a battle-focused platoon physical training program.		
e. Read, understand, and be able to apply the basics of building a live-fire exercise.		
f. Serve as officer in charge and safety officer for a marksmanship range.		
g. Plan, coordinate, and execute a fire team or squad live fire.		
h. Conduct and brief a risk assessment.		
i. Read and discuss squad and platoon battle drills.		
6. Logistics, Supply, and Maintenance:		
a. Conduct an inventory of all platoon or section equipment.		
b. Serve as a report of survey officer (may not be able to complete within 90 days).		
c. Read and discuss the brigade and battalion maintenance policies.		
d. Conduct operator-level preventive maintenance checks and services on each piece of equipment in your section (with appropriate -10 operators manual).		
e. Read and discuss the unit recovery policy.		
f. Read and discuss the battalion policy and the installation regulation on handling and controlling ammunition.		
g. Understand the property accountability system and how it relates to the classes of supply ordering system and maintenance.		

Figure 5-5. Example battalion leader development program for lieutenants (continued)

EVALUATING LEADER DEVELOPMENT PROGRAMS

5-36. Developing a set of formal and informal indicators that accurately assess the health of unit leader development in the organization is essential. Leaders use locally developed indicators to develop a leader development scorecard (see figure 5-6). Indicators may be different for different unit types, such as operational vice institutional. Employing a red/amber/green status suggests indicators requiring further investigation, which may or may not relate directly to unit leader development efforts. The purpose is to identify trends over time and not react adversely to an indicator's single occurrence.

Add locally developed leader development indicators to the unit training brief for subordinate units to track and report on like other key unit systems (such as training, maintenance, or budget). Refine the measures to those that accurately indicate leader development health.

Unit Indicators	Status (red/amber/green)	Action Needed
All key leader positions are filled	<i>amber</i>	<i>Review succession plan for first sergeants</i>
Unit leader changes have little or no detrimental effect on unit performance	<i>green</i>	<i>Sustain job shadow</i>
Multiple qualified candidates competed for last leadership position vacancy	<i>amber</i>	<i>Talk with sergeant major to increase platoon sergeant candidates</i>
A subordinate leader shared a challenge they are experiencing	<i>red</i>	<i>Share a personal challenge</i>
Leader(s) express interest in joining this unit	<i>green</i>	<i>Follow up with G1</i>
Leader(s) express a desire to stay in the unit	<i>amber</i>	<i>1 - Yes; 1 - no - talk with chain of command</i>
Last leader with option to leave the Army was retained	<i>amber</i>	<i>Interview captains on career intentions</i>
Other units requested a leader from this unit	<i>green</i>	<i>Commander selected as general's aide</i>
Unsolicited Soldier comments about their leaders	<i>amber</i>	<i>Talk with sergeant major about unit leaders</i>
A new idea or innovation was implemented	<i>red</i>	<i>Implement feedback from brown bag lunch session</i>
Initial performance of new leaders is high	<i>green</i>	<i>Sustain role models running certification</i>
Overall unit performance is high; no sub-unit is a consistent low performer	<i>amber</i>	<i>Increase unit visits to HHC</i>
Leaders and their units demonstrate lessons learned; few repeat mistakes	<i>green</i>	<i>Sustain personal AARs</i>
Leaders want to discuss strengths and developmental needs	<i>green</i>	<i>Sustain IDP use with counseling</i>
Surveys indicate good morale and climate	<i>amber</i>	<i>Follow-up on climate surveys</i>

Figure 5-6. Example unit leader development scorecard

Glossary

SECTION I – ACRONYMS AND ABBREVIATIONS

Acronym	Definition
AAR	after action review
ADP	Army doctrinal publication
AR	Army regulation
ATP	Army techniques publication
CAPL	Center for the Army Profession and Leadership
DA	Department of the Army
DA PAM	Department of the Army pamphlet
DOD	Department of Defense
FM	field manual
IDP	individual development plan
NCO	noncommissioned officer
SOAR	situation, observation, associate and assess, and reinforce and recommend
U.S.	United States

SECTION II – TERMS

***Army team building**

A continuous process of enabling a group of people to reach their goals and improve their effectiveness through leadership and various exercises, activities and techniques.

counterproductive leadership

The demonstration of leader behaviors that violate one or more of the Army's core leader competencies or Army Values, preventing a climate conducive to mission accomplishment. (ADP 6-22)

leader development

The deliberate, continuous, and progressive process—founded in the Army ethic—that develops Soldiers and Army Civilians into competent, committed professional leaders of character. Leaders are developed through the career-long synthesis of the training, education, and experiences acquired through opportunities in the institutional, operational, and self-development domains. Leader development is inclusive of all cohorts and components, beginning prior to accession and continuing until the leader leaves service. (AR 350-1)

mentorship

A voluntary and developmental relationship that exists between a person with greater experience and a person with less experience, characterized by mutual trust and respect. (AR 600-100)

This page intentionally left blank.

References

All websites accessed on 30 September 2022.

REQUIRED PUBLICATIONS

These documents must be available to intended users of this publication.

DOD Dictionary of Military and Associated Terms. August 2022.

FM 1-02.1. *Operational Terms*. 09 March 2021.

FM 1-02.2. *Military Symbols*. 18 May 2022.

RELATED PUBLICATIONS

These documents are cited in this publication.

DEPARTMENT OF DEFENSE PUBLICATIONS

Most Department of Defense publications are available online: <https://www.esd.whs.mil/DD/>.

DODI 1430.16. *Growing Civilian Leaders*. 23 August 2022.

ARMY PUBLICATIONS

Most Army doctrinal publications are available online: <https://armypubs.army.mil/>.

ADP 3-0. *Operations*. 31 July 2019.

ADP 5-0. *The Operations Process*. 31 July 2019.

ADP 6-0. *Mission Command: Command and Control of Army Forces*. 31 July 2019.

ADP 6-22. *Army Leadership and the Profession*. 31 July 2019.

ADP 7-0. *Training*. 31 July 2019.

AR 1-201. *Army Inspection Policy*. 25 February 2015.

AR 25-2. *Army Cybersecurity*. 04 April 2019.

AR 350-1. *Army Training and Leader Development*. 10 December 2017.

AR 360-1. *The Army Public Affairs Program*. 08 October 2020.

AR 600-20. *Army Command Policy*. 24 July 2020.

AR 600-100. *Army Profession and Leadership Policy*. 05 April 2017.

AR 621-7. *The Army Fellowship and Scholarship Program*. 12 March 2019.

AR 623-3. *Evaluation Reporting System*. 14 June 2019.

AR 690-950. *Career Program Management*. 16 November 2016.

ATP 5-0.1. *Army Design Methodology*. 01 July 2015.

ATP 6-22.1. *The Counseling Process*. 01 July 2014.

ATP 6-22.6. *Army Team Building*. 30 October 2015.

DA PAM 600-3. *Officer Professional Development and Career Management*. 03 April 2019.

DA PAM 600-25. *U.S. Army Noncommissioned Officer Professional Development Guide*. 11 December 2018.

FM 3-61. *Communication Strategy and Public Affairs Operations*. 25 February 2022.

FM 6-27/MCTP 11-10C. *The Commander's Handbook on the Law of Land Warfare*. 07 August 2019.

FM 7-22. *Holistic Health and Fitness*. 01 October 2020.

UNITED STATES LAW

The Constitution of the United States. Available at <https://www.archives.gov/founding-docs/constitution>.

Uniform Code of Military Justice. Available at <https://jsc.defense.gov/MILITARY-LAW/CURRENT-PUBLICATIONS-AND-UPDATES/>.

OTHER PUBLICATIONS

Dwight David Eisenhower: The Centennial (CMH Pub 71-40). Available at <https://history.army.mil/brochures/Ike/ike.htm>.

Executive Order 10631—Code of Conduct for members of the Armed Forces of the United States. Available at <https://www.archives.gov/federal-register/codification/executive-order/10631.html>.

The Staff Ride: Fundamentals, Experiences, and Techniques (CMH Pub 70-21). Available at <https://history.army.mil/html/books/070/70-21/index.html>.

WEBSITES

Army Resilience Directorate at <https://www.armyresilience.army.mil/>.

Center for the Army Profession and Leadership (CAPL) at <https://capl.army.mil/>.

Central Army Registry (CAR) at <https://rdl.train.army.mil/catalog>.

U.S. Army Center of Military History Recommended Professional Reading List at <https://history.army.mil/prlist.html>.

U.S. Army Chief of Staff's Professional Reading List at <https://history.army.mil/CSA-reading-list/index.html>.

PRESCRIBED FORMS

Unless otherwise indicated, DA Forms are available on the Army Publishing Directorate (APD) website at (<https://armypubs.army.mil/>).

DA Form 7906. *Individual Development Plan*.

REFERENCED FORMS

Unless otherwise indicated, DA Forms are available on the Army Publishing Directorate (APD) website at (<https://armypubs.army.mil/>).

DA Form 67-10-1A. *Officer Evaluation Report Support Form*.

DA Form 2028. *Recommended Changes to Publications and Blank Forms*.

DA Form 2166-9-1A. *NCO Evaluation Report Support Form*.

DA Form 4856. *Developmental Counseling Form*.

Index

Entries are by paragraph number unless stated otherwise.

A-B-C

adaptability, 4-37
 application of performance indicators, 2-22–2-24
 Army needs and personal choices, 2-139
 assess progress, 3-85
 assignments, broadening, 2-1, table 5-4
 developmental, 2-135, table 5-4
 rotational, table 5-4
 stretch, tables 5-4 and 4-63
 attributes,
 Army Values, tables 2-3, 4-6, 4-7, and 4-8
 bearing, table 2-4
 confidence, table 2-4
 discipline, table 2-3
 empathy, tables 2-3 and 4-9
 expertise, table 2-5
 fitness, table 2-4
 innovation, table 2-5
 interpersonal tact, table 2-5
 judgement, table 2-5
 mental agility, table 2-5
 resilience, table 2-4
 Warrior Ethos/Service Ethos, table 2-3
 battlefield tours, 5-34
 capability evaluation, 4-4
 capability growth, 4-5
 career development and management, 2-138
 challenging experiences, 2-128–2-132, table 5-4
 civilian training and development programs, 2-147
 climate, 1-18, 2-12, 2-126, 4-10, 4-17, 4-63–4-64, 4-66, 4-93, 4-95, 4-98, tables 5-1, 5-3, and 4-37
 coaching, 2-87–2-90
 conferences, panels, lectures, 2-117–2-118
 core leader competencies,
 builds trust, 4-62–4-66
 communicates, 4-79–4-84

creates positive environment/Fosters esprit de corps, 4-93–4-101
 develops others, 4-102–4-106
 extends influence, 4-67–4-70
 gets results, 4-110–4-120
 leads by example, 4-71–4-78
 leads others, 4-57–4-61
 prepares self, 4-85–4-92
 stewards the profession, 4-107–4-109
 counterproductive leadership, 1-14–1-16
 counseling, 1-9, 1-22, 2-1, 2-15, 2-35, 2-43–2-44, 2-69, 3-10, 3-13, 4-63, 4-65, 4-103–4-104, 4-118 5-26, tables 3-1, 3-3, 4-1, 4-65, 4-66, and 4-78. *See also* developmental activities:
 develops others.
 course corrections, 3-86
 creating conditions, 2-7
 creating opportunities, 2-126–2-127
 creative thinking, 3-51–3-52
 critical thinking, 3-50.
 culture, 1-6, 1-20, 1-27, 2-1, 2-4, 2-7, 2-126, 5-3, 4-98, 4-90, 5-10, tables 4-49, 4-55, and 4-61

D

decision-making, 2-6, 2-76, tables 2-1, 3-2
 deep processing, 3-48–3-49
 ambiguous unfamiliar situations, 3-63–3-64
 creative thinking, 3-51–3-52
 critical thinking, 3-50
 critical, creative, and reflective thinking development, 3-54–3-58
 dominance structuring techniques, 3-65
 reflective thinking, 3-53, table 3-2
 strategic thinking, 3-58–3-61
 Department of the Army Civilian training and development programs, 2-146
 developmental activities
 evaluation model, table 4-3

developmental activities: Army Values, 4-10–4-11
 essential principles, standards, and qualities for successful leaders, 4-12, table 4-6
 discern right from wrong in any situation, 4-13, table 4-7
 develop the Army Values in all Army individuals, 4-14, table 4-8
 developmental activities: builds trust, 4-62–4-63
 takes direct actions to build trust, 4-65, table 4-36
 sets personal example for trust, 4-64, table 4-35
 sustains a climate of trust, 4-66, table 4-37
 developmental activities:
 communicates, 4-79
 creates shared understanding, 4-80, table 4-46
 employs engaging communication techniques, 4-82, table 4-48
 listens actively, 4-81, table 4-47
 sensitive to cultural factors in communication, 4-83–4-84, table 4-49
 developmental activities:
 confidence, 4-31–4-32
 demonstrate composure through control over personal emotions, 4-34, table 4-17
 project self-confidence and certainty, 4-33, table 4-16
 developmental activities: creates a positive environment/fosters esprit de corps, 4-93
 anticipates other's duty needs, 4-96, table 4-59
 creates a learning environment, 4-98, table 4-61
 demonstrates care for follower well-being, 4-101, table 4-64
 encourages fairness and inclusiveness, 4-95, table 4-58

Entries are by paragraph number unless stated otherwise.

<p>encourages open and candid communications, 4-99, table 4-62</p> <p>encourages subordinates, 4-100, table 4-63</p> <p>fosters teamwork, cohesion, cooperation, and loyalty (esprit de corps), 4-94, table 4-57</p> <p>sets and maintains high expectations for individuals and teams, 4-97, table 4-60</p> <p>developmental activities: develops others, 4-102</p> <p>assesses others' developmental needs, 4-103, table 4-65</p> <p>builds team skills and processes, 4-106, table 4-68</p> <p>counsels, coaches, and mentors, 4-104, table 4-66</p> <p>facilitates ongoing development, 4-105, table 4-67</p> <p>developmental activities: discipline, 4-22–4-23</p> <p>control personal behavior, table 4-11</p> <p>developmental activities: empathy, 4-15–4-18</p> <p>Identify with another person's feelings and emotions, table 4-9</p> <p>developmental activities: extends influence, 4-67–4-68</p> <p>negotiates, builds consensus, and resolves conflict, 4-70, table 4-39</p> <p>understands sphere, means, and limits of influence, 4-69, table 4-38</p> <p>developmental activities: expertise, 4-55</p> <p>Possess relevant facts, beliefs, logical assumptions, and understanding, table 4-30</p> <p>developmental activities: fitness, 4-29–4-30</p> <p>have sound health, strength, and endurance, table 4-15</p> <p>developmental activities: gets results, 4-110</p> <p>designates, clarifies, and deconflicts duties and responsibilities, 4-113, table 4-73</p>	<p>executes plans to accomplish the mission, 4-119, table 4-79</p> <p>identifies and accounts for capabilities and commitment, 4-112, table 4-72</p> <p>identifies and adjusts to external influences, 4-120, table 4-80</p> <p>identifies, contends for, allocates, and manages resources, 4-114, table 4-74</p> <p>makes feedback part of work processes, 4-118, table 4-78</p> <p>prioritizes, organizes, and coordinates taskings, 4-111, table 4-71</p> <p>recognizes and rewards good performance, 4-116, table 4-76</p> <p>removes work obstacles, 4-115, table 4-75</p> <p>seeks, recognizes, and takes advantage of opportunities, 4-117, table 4-77</p> <p>developmental activities: humility, 4-24–4-25</p> <p>seek feedback and explore personal performance, table 4-12</p> <p>developmental activities: innovation, 4-47–4-48</p> <p>introduce new ideas based on opportunity or challenging circumstances, 4-49, table 6-24</p> <p>produce novel and appropriate ideas and objects, 4-50, table 4-25</p> <p>developmental activities: interpersonal tact, 4-51</p> <p>acknowledge character, reactions, and motives and their effects, 4-55, table 4-29</p> <p>be aware of how others see you and sense how to interact effectively, 4-54, table 4-28</p> <p>recognize diversity and display self-control, balance, and stability, 4-52, table 4-26</p> <p>understand interactions with others, 4-53, table 4-27</p> <p>developmental activities: leads by example, 4-71</p> <p>demonstrates tactical and technical competence, 4-76, table 4-43</p>	<p>displays character, 4-72, table 4-40</p> <p>exemplifies the Warrior Ethos/Service Ethos, 4-73–4-74, table 4-41</p> <p>leads with confidence in adverse situations, 4-75, table 4-42</p> <p>understands and models conceptual skills, 4-77, table 4-44</p> <p>seeks diverse ideas and viewpoints, 4-78, table 4-45</p> <p>developmental activities: leads others, 4-57</p> <p>balances mission and followers' welfare, 4-61, table 4-34</p> <p>enforces standards, 4-60, table 4-33</p> <p>provides purpose, 4-59, table 4-32</p> <p>uses appropriate influence methods to energize others, 4-58, table 4-31</p> <p>developmental activities: mental agility, 4-37–4-38</p> <p>anticipate or adapt to uncertain or changing situations, 4-40, table 4-20</p> <p>apply multiple perspectives and approaches, 4-41, table 4-21</p> <p>develop mental flexibility, 4-39, table 4-19</p> <p>developmental activities: military and professional bearing, 4-26</p> <p>possess a commanding presence, 4-27, table 4-13</p> <p>project a professional image of authority, 4-28, table 4-14</p> <p>developmental activities: prepares self, 4-85</p> <p>analyzes and organizes information to create knowledge, 4-89, table 4-53</p> <p>expands conceptual and interpersonal capabilities, 4-88, table 4-52</p> <p>expands technical, technological, and tactical knowledge, 4-87, table 4-51</p> <p>maintains physical and non-physical domain readiness, 4-86, table 4-50</p> <p>maintains relevant cultural awareness, 4-90, table 4-54</p> <p>maintains relevant geopolitical awareness, 4-91, table 4-55</p>
---	---	---

Entries are by paragraph number unless stated otherwise.

maintains self-awareness, 4-92, table 4-56
 developmental activities:
 resilience, 6-34–6-35
 recover quickly from adversity while maintaining focus, table 6-18
 developmental activities: sound judgment, 4-42–4-44
 assess situations and draw sound conclusions, 4-45, table 4-22
 form sound opinions, sensible decisions, and reliable guesses, 4-46, table 4-23
 developmental activities: Warrior Ethos/Service Ethos, 4-19–4-21
 exemplifies the Warrior Ethos/Service Ethos, table 4-10
 developmental activities: stewards the profession, 4-107
 improves the organization, 4-108, table 4-69
 supports professional and personal growth, 4-109, table 4-70
 developmental goal identification, table 4-1

E-F-G

education, 1-2–1-4, 1-6, 1-24–1-25, 2-140, 2-146, 3-62, 4-56
 effective learning methods, 3-43
 engage leaders, 2-56
 enhancing learning, 2-66–2-68
 evaluating leader development programs, 5-36, figure 5-6
 feedback, 1-1, 1-6, 1-29, 2-3, 2-12, 2-15, 2-21–2-65, tables 2-2 and 3-3
 delivery, 2-43–2-44, 2-50–2-51
 making observations (accurate/descriptive), 2-20–2-21, 2-34–2-35
 planning observation, 2-19, 2-36–2-37
 preparation and timing, 2-45–2-49
 recording, 2-39–2-42. *See also* SOAR format.
 feedback delivery, 2-43–2-44
 feedback gathering, 3-14–3-20
 focused content analysis, 3-65–3-71
 formal assessments, 3-9–3-13

forward momentum, 3-84
 goal setting, 3-28
 growth across leadership levels and by cohorts, 1-21–1-23
 guided discovery learning techniques, 2-69–2-72
 cause and effect analysis, 2-79–2-82
 experience, 2-84–2-86
 multiple perspectives, 2-76–2-77
 open-ended questioning, 2-74–2-75
 positive reinforcement, 2-73
 recovery from setbacks, 2-83
 scaling questions, 2-78

H-I-J-K

humility, 4-24–4-25, tables 2-3 and 4-12
 individual development plan, 2-15, 2-93–2-94, 3-29–3-31, figures 3-1–3-4, table 5-3
 knowledge of subordinates, 2-11

L-M-N

leader development,
 mindset, 1-27, 2-1, 5-1, 5-9–5-10, 5-20
 program creation (understand, visualize, plan, execute, assess), 5-10–5-27
 program evaluation, 5-36
 tenets of, 1-6
 leader performance indicators, *See* performance indicators.
 leader selection, 2-133–2-134
 leader succession, 2-135–2-137
 leadership requirements, 1-12–1-13, figure 1-1
 learning and development activities, 4-1–4-119, tables 4-4, 4-5, and 5-4
 learning environment, 2-5–2-6. *See also* culture, climate, and developmental activities:
 creates a positive environment.
 learning methods, 3-42–3-46
 learning opportunities, 3-41–3-43
 learning principles, 2-8–2-10, table 2-2
 lessons from delivering observations, 2-59–2-61
 mentor roles and responsibilities, 2-99–2-102, table 2-9

mentoring, 2-93–2-98
 mentoring benefits, 2-106
 mentor, 2-107
 mentee, 2-108
 organizational, 2-109
 mentoring relationships, 2-103–2-105
 mentoring skills, 2-110
 methods to implement developmental activities, table 4-2
 milestone planning, 3-37–3-38
 mission command, 1-10, 1-21, 1-23, page 2-33
 motivation, 3-40, table 3-1
 museum visits, 5-34

O-P-Q

observations, 2-20–2-21
 execution, 2-32–2-33
 delivery, 2-50–2-51
 planning, 2-19
 plan around key events, 2-36–2-37
 record, 2-39–2-40
 online discussion forums, blogs, social media, 2-120–2-125
 behavior patterns, 2-38
 performance indicators,
 achieve competencies, 2-31, table 2-8
 character attributes, 2-26, table 2-3
 develop competencies, 2-30, table 2-7
 intellect attributes, 2-28, table 2-5
 lead competencies, 2-29, table 2-6
 presence attributes, 2-27, table 2-4
 personal AAR, page 3-13
 personal reading, 2-114
 podcasts, 2-119
 professional development programs, 2-140–2-142
 professional reading and writing, 2-113–2-116
 professional reading programs, 5-29
 professional writing programs, 5-30–5-31
 program creation (understand, visualize, plan, execute, assess), 5-10–5-27

Entries are by paragraph number unless stated otherwise.

providing feedback, 2-16–2-18

R-S-T-U-V-W-X-Y-Z

reflective journaling, 3-73–3-76

reflective thinking, 3-53

self-analysis, 3-21–3-23, page 3-5

self-development, 1-3, 1-6, 1-8,
1-24, 2-63, 2-106, 2-139, 3-1–
3-87, 4-5, table 5-4

self-development obstacles, 3-80
internal, 3-81–3-83
external, 3-84–3-85

self-enhanced learning, 3-39

setting conditions, 2-4

sharing experiences (exercise),
page 2-5

situation analysis, 3-21

SOAR framework, 2-39

staff rides, 5-32–5-33

strengths and developmental
needs identification, 3-23–3-27

strengths and developmental
needs determination, 3-7–3-8

study, 2-111–2-112

subordinate receptiveness, 2-62–
2-65

talent management, 2-135, 3-10–
3-11

team building, 1-17

team trust and unit cohesion,
2-12–2-14

teams, 1-17–1-20, table 1-2

teamwork, 1-19

techniques for creating conditions
conducive to development, 2-7

tenets, 1-6–1-11

training, 1-1–1-3, 1-21–1-22,
1-34–1-35, 2-3, 2-9, 2-32,

2-36–2-37, 2-45, 2-71, 2-94,
2-133, 2-137, 2-140, 2-142–
2-146, 3-2–3-4, 5-3, 5-10, 5-27,
and tables 2-9, 4-2, 4-3, 4-8,
4-11, 4-43, 4-61, 4-64, 4-67,
4-68, 4-70, 4-74, 5-1, 5-4

training events, 1-1, 2-36–2-37,
2-143–2-145

transitions, 1-24–1-29

unit leader development
programs, 5-9
program creation, 5-10–5-27
traditional program elements,
5-28–5-34
example programs, 5-55,
figures 5-1–5-5

work efficiently, 3-85

FM 6-22

01 November 2022

By Order of the Secretary of the Army:

JAMES C. MCCONVILLE

*General, United States Army
Chief of Staff*

Official:



MARK F. AVERILL

*Administrative Assistant
to the Secretary of the Army*

2229101

DISTRIBUTION:

Active Army, Army National Guard, and United States Army Reserve. To be distributed in accordance with the initial distribution number (IDN) 110180, requirements for FM 6-22.

