
Turbulent Boundary-Layer Drag Reduction

Study Leader:
Paul Dimotakis

Contributors Include:
Patrick Diamond
Freeman Dyson
David Hammer
Jonathan Katz
David Nelson

May 2003

JSR-00-135

Approved for public release, distribution unlimited.

JASON
The MITRE Corporation
7515 Colshire Drive
McLean, Virginia 22102-7508
(703) 883-6997

REPORT DOCUMENTATION PAGE

Form Approved
OMB No. 0704-0188

Public reporting burden for this collection of information estimated to average 1 hour per response, including the time for review instructions, searching existing data sources, gathering and maintaining the data needed, and completing and reviewing the collection of information. Send comments regarding this burden estimate or any other aspect of this collection of information, including suggestions for reducing this burden, to Washington Headquarters Services, Directorate for Information Operations and Reports, 1215 Jefferson Davis Highway, Suite 1204, Arlington, VA 22202-4302, and to the Office of Management and Budget, Paperwork Reduction Project (0704-0188), Washington, DC 20503.

1. AGENCY USE ONLY (Leave blank)		2. REPORT DATE May 2003		3. REPORT TYPE AND DATES COVERED	
4. TITLE AND SUBTITLE Turbulent Boundary-Layer Drag Reduction				5. FUNDING NUMBERS 13039021-DC	
6. AUTHOR(S) P. Dimotakis, P. Diamond, F. Dyson, D. Hammer, J. Katz, D. Nelson					
7. PERFORMING ORGANIZATION NAME(S) AND ADDRESS(ES) The MITRE Corporation JASON Program Office – W950 7515 Colshire Drive McLean, Virginia 22102				8. PERFORMING ORGANIZATION REPORT NUMBER JSR-00-135	
9. SPONSORING/MONITORING AGENCY NAME(S) AND ADDRESS(ES) DARPA/SPO 3701 N. Fairfax Drive Arlington, VA 22203-1714				10. SPONSORING/MONITORING AGENCY REPORT NUMBER JSR-00-135	
11. SUPPLEMENTARY NOTES					
12a. DISTRIBUTION/AVAILABILITY STATEMENT Approved for public release; distribution unlimited				12b. DISTRIBUTION CODE	
13. ABSTRACT (Maximum 200 words) This study was sponsored by DARPA, in the wake of ONR-sponsored JASON Study JSR-99-215 on Fast Transoceanic Transport (aka, "Fast Ships" study). The charge for this study is to focus on turbulent boundary-layer drag reduction, which was identified as necessary for transoceanic transport at high speeds, <i>i.e.</i> , at speeds U^3 75 knots.					
14. SUBJECT TERMS				15. NUMBER OF PAGES	
				16. PRICE CODE	
17. SECURITY CLASSIFICATION OF REPORT Unclassified		18. SECURITY CLASSIFICATION OF THIS PAGE Unclassified		19. SECURITY CLASSIFICATION OF ABSTRACT Unclassified	
20. LIMITATION OF ABSTRACT					

Abstract

This study was sponsored by DARPA, in the wake of last year's ONR-sponsored JASON Study JSR-99-215 on Fast Transoceanic Transport (aka, "Fast Ships" study).

The charge of this year's study was to focus on turbulent boundary-layer drag reduction, which was identified as necessary for transoceanic transport at high speeds, *i.e.*, at speeds $U \geq 75$ knots.

Briefings

January 2000

- D. Bushnell (NASA Langley)
- P. Diamond (UCSD, JASON)
- V. Johnson (Hydronautics)
- S. Kinnas (UnivTexas)
- W. B. Morgan (DTRC, Carderock, NSWC)
- H. L. Petrie (PennState ARL)
- T. D. Ryan (Cortana Corp.)

July 2000

- G. L. Brown (Princeton Univ.)
- M. Chertkov (Los Alamos NL)
- G. M. Homsy (Stanford Univ.)
- G. E. Karniadakis (Brown Univ.)
- E.-J. Kim (NCAR)
- J. Kim (Univ. Calif. Los Angeles)
- R. G. Larson (Univ. Michigan)
- B. Shraiman (Bell Labs)
- K. R. Sreenivasan (Yale Univ.)

JASON 2000 Drag Reduction

G. Brown “Experiments on the Electromagnetic Control of Turbulent Flow.”

D. Bushnell “ ‘Designer Fluid Mechanics’ and ‘Fast Ship’ .”

M. Chertkov “Polymer Stretching by Turbulence and Elastic Turbulence Theory.”

P. H. Diamond “Elasticity in Turbulence: Polymer Drag Reduction in Turbulent Flow.”

G. M. Homsy “High Reynolds Number Viscoelastic Shear Layers.”

V. Johnson “Lift/Drag measurements on a ‘surfing’ foil.”

G. E. Karniadakis “Drag reduction by Means of Transverse Traveling Waves.”

E.-J. Kim “Suppression of Chaos and Momentum Transport in MHD Flows.”

J. Kim “Active Control of Turbulent Boundary Layers for Drag Reduction.”

R. Larson “Single-molecule hydrodynamics of polymer molecules.”

W. B. Morgan “Hydrodynamic Facilities and Model Testing with Emphasis on High-Speed Ships.”

H. L. Petrie “Fast Ship Drag Reduction.”

T. D. Ryan “Engineering of Drag Reduction Systems for Marine Vehicles.”

B. Shraiman “Scalar turbulence.”

K. R. Sreenivasan “Remarks on Turbulent Drag Reduction,”

Previous JASON Work — I

PED *et al.* 1999 “Fast Ships: Hydrodynamics of Fast Ocean Transport,” JSR-99-215.

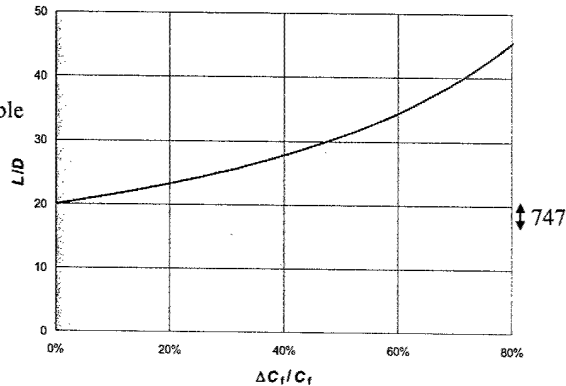
– Feasibility study of transport vessels characterized by

- high-speed: 75 knot +
- long-range: 10 knm
- Moderate displacement: 10 ktons



► This requires (system) $L/D \approx 40$

- $L/D \approx 18-20$ achievable today
- Roughly 70% of drag attributable to boundary-layer friction
- $L/D \approx 40$ requires $\approx \times 3-4$ reduction in BL drag.



JASON 2000 Drag Reduction

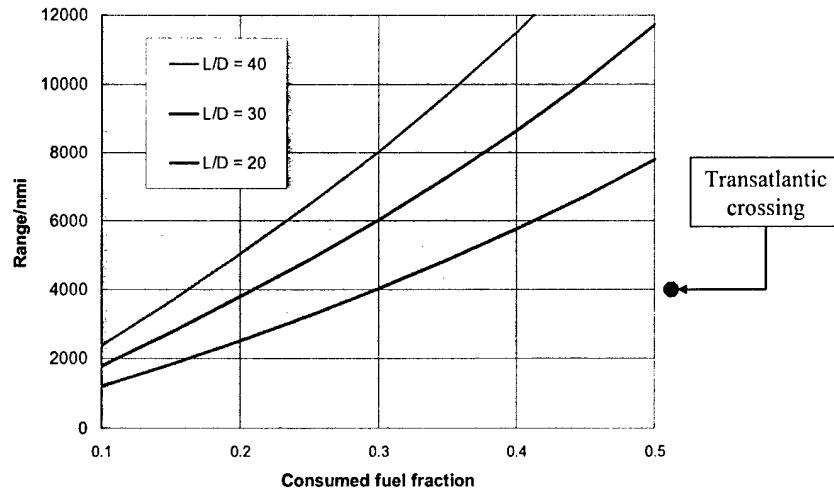
The previous JASON Study (JSR-99-215) on fast transoceanic transport considered a high-span ($b \sim 65$ m), dual-hydrofoil-borne ship as a notional design as perhaps the only viable choice at the speeds indicated. It concluded that a system lift-to-drag ratio of $L/D \approx 40$ was necessary to approach the desired specifications of a fast Army transport.

Economic-viability issues, *e.g.*, that a commercial carrier, such as FedEx, should be able to operate a fleet of such vessels also argue for a high- L/D vessel. That was also a consideration last year’s study was invited to consider.

The figure plots L/D , against percentage skin-friction drag reduction, for a ship that achieves $L/D \approx 20$ without drag reduction, assuming that the unreduced skin friction is 70% of the total drag.

$L/D \approx 20$, achievable with high optimization of conventional technology, is still an ambitious goal. The L/D for a Boeing 747 — a very capable flyer — is in the range of 16-18 and included as a reference.

What Can Drag Reduction Do For You? — Range



If consumed-fuel fraction represents $w_f \approx 30\%$ of initial weight, then

$$\frac{R}{\text{nmi}} \approx 200 \frac{L}{D}$$

JASON 2000 Drag Reduction

The range relation plotted derives from the Breguet equation (*e.g.*, JSR-99-215)

$$\frac{R}{\text{n.mi}} \approx 322 \frac{\eta_p L/D}{c_{\text{fuel}} / [\text{lb}/\text{HP}\cdot\text{hr}]} \ln(1 - w_{\text{fuel}})^{-1}$$

in which,

$\eta_p \approx 0.7$ is the propulsion efficiency (plant HP to propulsive HP),

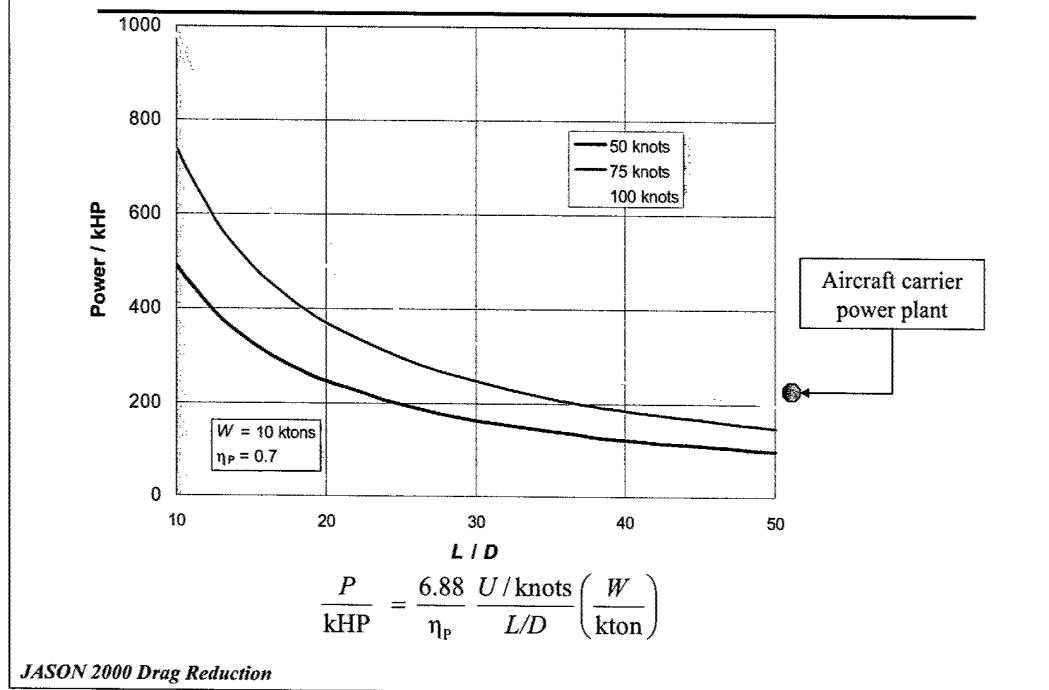
L/D is the (average) lift-to-drag ratio (treated as a constant),

w_{fuel} is the initial displacement (weight) fraction allocated to fuel,

and

$c_{\text{fuel}} \approx 0.4 \text{ lbm/HP}\cdot\text{hr}$ is the (reciprocal) of the fuel energy content per unit mass.

What Can Drag Reduction Do For You? — Power



The expression below the figure and the corresponding plots express the required (plant) power (force \times speed), including the consequence of the propulsion efficiency, η_p , in kHP.

If high speed is to be attained, it is the power requirements that dictate the high L/D values mentioned above and preclude, as a practical matter, contemplating speeds in excess of 75 knots.

Previous JASON Work — II

- P. Diamond *et al.* 1992 “Drag Reduction by Polymer Additives,” JSR-89-720.
 - Extending Bird *et al.* (1987), proposed a coupled tensor-field description of the local elastic-elongation response of a dilute polymer solution to
 - hydrodynamic stretch (strain rate),opposed by
 - the characteristic relaxation time of stretched polymer “dumb-bells”
 - Noted formal analogy between coupled hydrodynamic and polymer-stretch fields with MHD flows.
 - Did not address drag-reduction mechanism(s).
- C. Callan and K. Case 1981 “Drag Reduction and Adaptive Boundary Conditions,” JSR-81-17.
 - Boundary-layer stability and potential increases of stability margins.

JASON 2000 Drag Reduction

The Diamond *et al.* (1992) JSR-89-720 report provided an important summary of ideas at the time, as well as a significant impetus and guidance for this year’s study. It identifies the mechanisms and dynamics that couple polymer-elasticity fields and turbulence.

The Callan & Case (1981) JSR-81-17 study focused on hydrodynamic stability and transition out of the laminar state and, as a consequence, is less germane to the high-speed regime of interest in the present context.

Three- to Four-Fold Drag-Reduction?

- Technologies with demonstrated $\times 3$ -4 drag-reduction potential
 - High-MW polymers
 - Surfactants (surface-active agents)
 - Microbubbles ($d_b < 50 \mu\text{m}$)
 - Air/vapor films
- Other technologies considered
 - Electromagnetic Turbulence Control (EMTC)
 - Active (feedback) control
- Issues
 - Momentum transport
 - Drag-reduction-power expended vs. propulsive-power saved

JASON 2000 Drag Reduction

In addition to the four technologies listed at the top that meet the $\times 3$ -4 drag-reduction criterion, two other technologies were considered.

Electromagnetic Turbulence Control (EMTC) was cited by Du & Karniadakis (2000, *Science*) in their computer simulations of moderate-*Re* boundary-layer flows as capable reducing drag by factors comparable to the values of interest here, with small required powers. John Kim, in his July 2000 briefing to us (also Kim 2000), agreed with the drag-reduction findings by Du & Karniadakis, but offered a differing estimate of power requirements for a given drag-reduction level. Resolving this disagreement was one of the issues examined as part of this year's study.

Active (feedback) control technology has also recently claimed large drag-reduction benefits, based on computer simulations.

Issues addressed included mechanisms for momentum transport and turbulent boundary-layer drag reduction, as well as issues of efficiency. Efficiency here means the ratio of power saved by drag reduction to power expended to achieve it.

Momentum For A Continuum Material

- Momentum conservation for a differential volume element of a continuum substance (Cauchy's equation)

$$\rho \frac{D\mathbf{u}}{Dt} = \rho \mathbf{f} - \nabla p + \nabla \cdot \boldsymbol{\tau}$$

where,

- $\rho = \rho(\mathbf{x}, t)$ is the density field,
- $\mathbf{u} = \mathbf{u}(\mathbf{x}, t)$ is the velocity field,
- $D/Dt \equiv \partial/\partial t + \mathbf{u} \cdot \nabla$ (convective derivative),
- $\mathbf{f} = \mathbf{f}(\mathbf{x}, t)$ is any body-force field (*e.g.*, E&M Lorentz force),
- $p = p(\mathbf{x}, t)$ the pressure field, and
- $\boldsymbol{\tau} = \boldsymbol{\tau}(\mathbf{x}, t)$ the total stress tensor field
 - $\tau_{ij} = \tau_{ji}$ for isotropic fluid

JASON 2000 Drag Reduction

In considering drag- and momentum-transport issues, the general (Cauchy) equation should be used, in which the form of the body forces and/or stress tensor can be defined as appropriate to capture imposed external body forces as well as modifications to the flow stress field as a consequence changes in the rheology of the fluid. In this form, it applies to the motion of both Newtonian and non-Newtonian fluids.

D/Dt denotes the convective (Lagrangian) derivative and be expressed in terms of local (Eulerian) time and space derivatives, *i.e.*,

$$\frac{D}{Dt} \equiv \frac{\partial}{\partial t} + \mathbf{u} \cdot \nabla \quad .$$

As expressed in the equation in the frame, \mathbf{f} is a body force field and has units of acceleration, *e.g.*, gravity.

For an isotropic fluid, the stress tensor must be symmetric. Isotropy may or may not be valid as an assumption for a solution of long-stranded molecules, such as high molecular-weight polymers.

Stress Tensor — Newtonian Fluid

For a Newtonian fluid, the only stresses are viscous, *i.e.*,

$$\boldsymbol{\tau} = \boldsymbol{\tau}^{(\text{visc})} = 2\mu_s \left[\mathbf{D} - \frac{1}{3} (\nabla \cdot \mathbf{u}) \mathbf{I} \right] + \mu_v (\nabla \cdot \mathbf{u}) \mathbf{I}$$

where,

- μ_s is the (shear) dynamic viscosity,
- μ_v is the volume (bulk) viscosity (*viz.* sound attenuation),
- $\mathbf{D} \equiv \frac{1}{2} [\nabla \mathbf{u} + (\nabla \mathbf{u})^T]$, is the (rate of) deformation tensor,
- \mathbf{I} is the identity tensor, and
- $\nabla \cdot \mathbf{u} \equiv \text{tr}\{\mathbf{D}\}$ is the velocity divergence, where (mass conservation),

$$\frac{1}{\rho} \frac{D\rho}{Dt} = -\nabla \cdot \mathbf{u}$$

JASON 2000 Drag Reduction

This expression for the stress, a function of two viscosity coefficients, defines a simple (single-component) Newtonian fluid. The shear and bulk viscosity coefficients, μ_s and μ_v [Pa·s in MKS], are thermodynamic variables, and functions of the *fluid* and not the *flow*.

In Cartesian-component form, the deformation tensor, \mathbf{D} , and velocity divergence (dilatation), $\nabla \cdot \mathbf{u}$, are given by,

$$D_{ij} = \frac{1}{2} \left(\frac{\partial u_i}{\partial x_j} + \frac{\partial u_j}{\partial x_i} \right) , \quad \nabla \cdot \mathbf{u} = \sum_i \frac{\partial u_i}{\partial x_i} .$$

In the context of Fast Ships, including the contribution of dilatation ($\nabla \cdot \mathbf{u}$) is necessary in the study of microbubbles, which increase compressibility and decrease the speed of sound substantially, leading to significant compressibility effects at the speeds of interest ($U \geq 35$ m/s). This will be discussed later.

Incompressible Newtonian Fluid

For constant-density flow ($\nabla \cdot \mathbf{u} = 0$) and

$$\boldsymbol{\tau}^{(\text{visc})} = 2\mu_s \mathbf{D} .$$

for $\mathbf{f} = 0$ and $\mu_s \neq \text{fn}(\mathbf{x})$, with $\nu \equiv \mu_s / \rho$, this yields the familiar, innocent-looking equation,

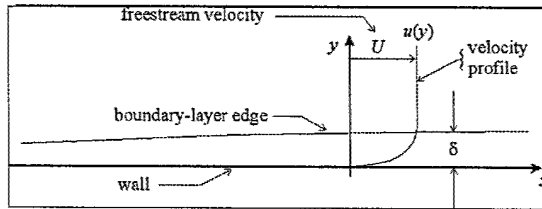
$$\frac{D\mathbf{u}}{Dt} = -\frac{1}{\rho} \nabla p + \nu \nabla^2 \mathbf{u}$$

which, as far as we know, describes (all of) incompressible turbulence for a Newtonian fluid.

JASON 2000 Drag Reduction

In the context of Fast Ships, for drag-reduction not based on microbubbles or air/vapor films endowed with significant dynamic-pressure variations, dilatation is negligible and the incompressible-flow equations can be used.

Boundary-Layers — Steady Flows



$$\mathbf{x} = (x, y), \quad \mathbf{u} = (u, v),$$

$$\frac{\delta}{x} \ll 1 \quad \text{and} \quad \frac{v}{u} \ll 1,$$

$$u(y) \rightarrow U, \quad \text{for } y \geq \delta.$$

Boundary-layer approximation (Prandtl 1906):

$$\frac{\partial u}{\partial x} + \frac{\partial v}{\partial y} = 0$$

$$u \frac{\partial u}{\partial x} + v \frac{\partial u}{\partial y} = U \frac{dU}{dx} + \frac{1}{\rho} \frac{\partial \tau}{\partial y}$$

$$p(x) = p(x)$$

Pressure \neq fn(y) and can be estimated using Bernoulli equation and variation in the freestream velocity, U . For a Newtonian fluid:

$$\frac{1}{\rho} \frac{\partial \tau}{\partial y} \approx \nu \frac{\partial^2 u}{\partial y^2}; \quad \nu \equiv \frac{\mu}{\rho}.$$

$$u(x, 0) = v(x, 0) = 0, \quad u(x, \infty) = U$$

with,

$$\tau_{\text{wall}} = \mu \left(\frac{\partial u}{\partial y} \right)_{y=0}.$$

JASON 2000 Drag Reduction

For laminar boundary layers (Blasius-equations solutions), with x the wetted length (upstream streamwise extent of growing boundary layer), we have:

$$\frac{\delta}{x} = \frac{5.0}{Re_x^{1/2}}$$

$$\frac{\delta_1}{x} \equiv \frac{1}{x} \int_0^\infty dy \left(1 - \frac{u}{U} \right) = \frac{1.721}{Re_x^{1/2}} \cong 0.34 \frac{\delta}{x} \quad (\text{displacement thickness})$$

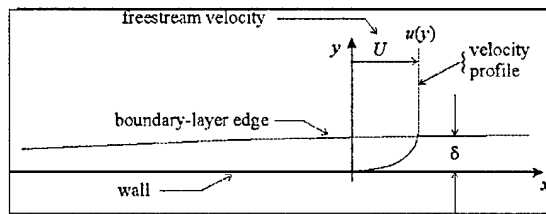
$$\frac{\delta_2}{x} \equiv \frac{1}{x} \int_0^\infty dy \frac{u}{U} \left(1 - \frac{u}{U} \right) = \frac{0.664}{Re_x^{1/2}} \cong 0.13 \frac{\delta}{x} \quad (\text{momentum thickness})$$

$$C_f \equiv \frac{\tau_w}{\rho U^2 / 2} = \frac{\delta_2}{x} = \frac{0.664}{Re_x^{1/2}} \quad (\text{skin - friction coefficient})$$

$$C_D(L) \equiv \frac{1}{L} \int_0^L dx C_f(x) = \frac{1.328}{Re_x^{1/2}}, \quad \text{with}$$

$$Re_x \equiv \frac{\rho U x}{\mu}.$$

Boundary-Layers — Turbulent Flow



Separate into mean and time-fluctuating quantities

$$\begin{aligned} \rho(\mathbf{x}, t) &\rightarrow \bar{\rho}(\mathbf{x}) + \rho'(\mathbf{x}, t), \\ \mathbf{u}(\mathbf{x}, t) &\rightarrow \bar{\mathbf{u}}(\mathbf{x}) + \mathbf{u}'(\mathbf{x}, t), \\ \Lambda & \end{aligned}$$

Boundary-layer approximation (Reynolds-averaged equations):

$$\begin{aligned} \frac{\partial u}{\partial x} + \frac{\partial v}{\partial y} &= 0 \\ u \frac{\partial u}{\partial x} + v \frac{\partial u}{\partial y} &= U \frac{dU}{dx} + \frac{1}{\rho} \frac{\partial \tau_{\text{eff}}}{\partial y} \\ p(x) &\cong p(x) - \rho \overline{v'^2} \end{aligned}$$

For a Newtonian fluid,

$$\begin{aligned} \tau_{\text{eff}} &= \mu \frac{\partial u}{\partial y} - \underbrace{\overline{\rho u' v'}}_{\text{Reynolds stress}} \\ \text{with,} \quad \tau_{\text{wall}} &= \mu \left(\frac{\partial u}{\partial y} \right)_{y=0}, \end{aligned}$$

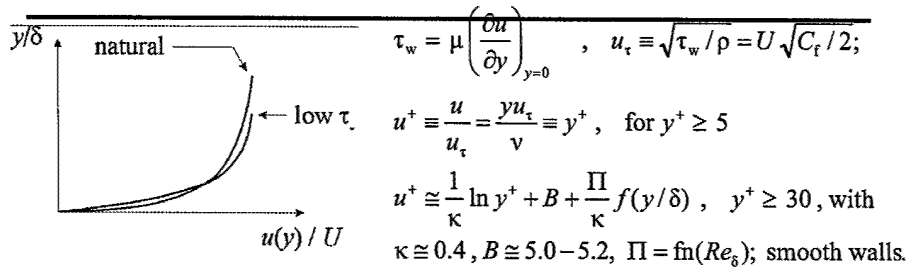
$$u(x, 0) = v(x, 0) = 0, \quad u(x, \infty) = U. \quad \text{same as for a laminar boundary layer, since } u' \rightarrow 0 \text{ and } v' \rightarrow 0, \text{ as } y \rightarrow 0.$$

JASON 2000 Drag Reduction

Phenomenologically, in terms of their action on mean flow profiles, the cross-stream correlations of the turbulent velocity fluctuations can be viewed as contributing an additional stress, dubbed the *Reynolds stress*.

For flow of a Newtonian fluid, the shear-stress at the wall, τ_w , has the same form for steady (laminar) and turbulent flow, because fluctuations vanish as the wall is approached, driving Reynolds stresses to zero.

Boundary-Layers — Velocity Profiles



- Coupling of τ_w to velocity profile applies to Newtonian and non-Newtonian fluid flow, if other stresses vanish at the wall.
- Changes in shear-stress at the wall linked to changes in boundary-layer velocity profile.
 - Potentially, a rock and a hard place: in decreasing τ_w one can produce unstable BL velocity profiles
- An integral relation between BL velocity profiles and shear stress at the wall can be expressed, for general fluids, by extending the T. von Kármán boundary-layer momentum integral.

JASON 2000 Drag Reduction

For $Re_{\delta_1} > 10^4$, or so, $\Pi \approx 0.62$. For a smooth wall, the skin-friction coefficient can be approximated by the Prandtl-Kármán relation,

$$\frac{1}{\sqrt{C_f}} \cong 4.0 \log_{10} [Re_x \sqrt{C_f}] - 5.6$$

or, the explicit, modified (JSR-99-215) Hama (1954) relation,

$$\frac{1}{\sqrt{C_f}} \cong 3.44 \log_{10} Re_x - 5.6$$

Turbulent boundary-layer thickness scales are given by,

$$\frac{\delta}{x} \cong \frac{0.16}{Re_x^{1/7}}$$

$$\frac{\delta_1}{\delta} \cong \alpha \left(\frac{u_\tau}{U} \right) = \alpha \sqrt{C_f / 2} \quad , \quad \alpha \cong 3.6 ;$$

$$\frac{\delta_2}{\delta} \cong \alpha \left(\frac{u_\tau}{U} \right) - \beta \left(\frac{u_\tau}{U} \right)^2 \quad , \quad \beta \cong 6.8 \alpha ;$$

$$\frac{\delta_1}{\delta_2} \cong \frac{1}{1 - 6.8 \sqrt{C_f / 2}} \quad .$$

Boundary-Layer Momentum Integral

- Can integrate BL equations to generalize the von Kármán (1921) result (ρ here assumed uniform)

$$\frac{\tau_w}{\rho U^2} \equiv \frac{C_f}{2} = \frac{d\delta_2}{dx} + \frac{1}{U} \left[(2\delta_2 + \delta_1) \frac{dU}{dx} - v_w \right] - \frac{1}{U^2} \int_0^\infty f_x dy$$

- For both Newtonian and non-Newtonian fluid flow
- $U = U(x)$ is the freestream velocity ($dU/dx = 0$ if $dp/dx = 0$),

$$\delta_1 \equiv \int_0^\infty \left(1 - \frac{u}{U} \right) dy \quad \text{and} \quad \delta_2 \equiv \int_0^\infty \frac{u}{U} \left(1 - \frac{u}{U} \right) dy$$

- C_f is the skin-friction coefficient,
- δ_1 and δ_2 are the displacement and momentum thicknesses [$= O(\delta)$],
- v_w is the wall-normal local blowing/suction velocity (+ for injection),
- f_x is the body-force contribution (e.g., gravity or Lorentz force).
 - Must be included in estimating τ_w in the presence of MHD forces
 - Indistinguishable from MHD propulsion.

JASON 2000 Drag Reduction

The result derived is, basically, the same as the von Kármán (1921) boundary-layer integral, except that τ_w , here, is the stress as it appears in the Cauchy equation (Slide 9) and the effect of the body force (acceleration) field, f_x , is explicitly included.

In the case of non-Newtonian fluid flow and/or in the presence of imposed body (e.g., Lorentz) forces, it is important to include (measure) the total τ_w not just the Newtonian contribution.

The effect of injection/suction velocity at the wall, v_w , is noted. Injection can be seen to *decrease* shear stress at the wall. However, fluid injected with zero stream-wise momentum (as assumed here) will acquire momentum from the freestream, contributing a Reynolds stress and increasing drag.

It is important to perform integrated drag-reduction measurements. In the case of Lorentz, or other spatially inhomogeneous force fields, shear-stress at the wall can be driven to zero locally, even as there may be an overall drag *increase*. Results from some measurements we reviewed suffer from this difficulty, rendering their assessment problematical.

Momentum, Body Forces, And Stresses

Momentum transport can be altered by:

- Additional body forces
 - Electromagnetic: $\rho \mathbf{f} \rightarrow \rho \mathbf{f} + \mathbf{j}_e \times \mathbf{B}$,
where
 - \mathbf{j}_e is the electric-current density, and
 - \mathbf{B} is the magnetic field
- Changing/adding-to the stress field:

$$\tau_{\text{eff}} = \tau^{(\text{vise})} - \overline{\rho \mathbf{u}' \mathbf{u}'} + \tau^{(1)} + \tau^{(2)} + \Lambda$$

where changes in the first two and/or additional stresses can be the result of changes in the fluid rheological properties, *e.g.*, via

- polymers
- surfactants
- microbubbles
- ...

JASON 2000 Drag Reduction

Body forces and additional (non-Newtonian) stress contributions can oppose Reynolds-stress contributions and lead to drag reduction.

In the case of polymers, surfactants, and microbubbles there can be changes to the Newtonian stress, through changes in the shear viscosity, μ . In comparing experiments, it is important to distinguish between changes in drag coefficients stemming from changes in (local) *Re* from those that arise from changes owing to changes in rheological behavior. At the low concentrations that high-MW polymers are typically employed, the change in the Newtonian shear viscosity is small. This is not the case for surfactants, however, that are used at, typically, $\times 10$ wppm higher concentrations than high-MW polymers.

Care should be exercised in assessing experimental results to make sure that data are correctly parameterized as a function of additive concentration, *i.e.*, referenced to the correct (modified) Newtonian shear viscosity, in each case.

Turbulent Boundary Layer Drag

- Laminar-turbulent transition increases wall shear stress (drag)
 - Turbulent/laminar wall-shear ratio increases with increasing Re
 - Local values of increased, unsteady, τ_w can be partitioned into
 - a higher “background” level, with
 - intermittent, very high values that represent a substantial contribution to the mean value.
 - Latter events associated with lift and bursting of “hairpin vortices”
 - ejection of low-speed fluid away from wall (large Reynolds-stress contribution)
 - Transient, high-strain-rate events.
 - Frequency $\sim U/\delta \approx 0.1\text{-}1\text{ kHz}$ + at $U \sim 75\text{ knots+}$



Image by Karniadakis (2000).

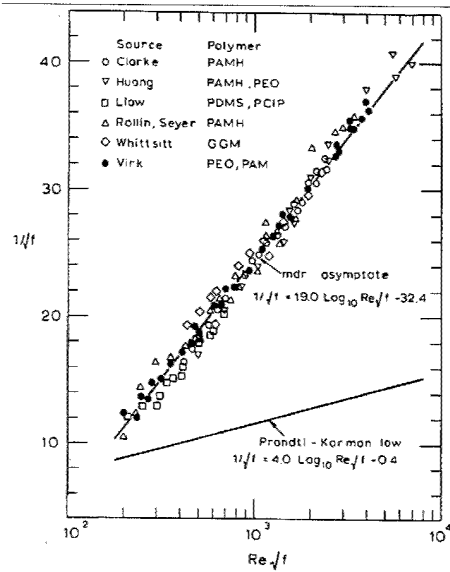
JASON 2000 Drag Reduction

The structure of near-wall turbulent-boundary layer flows and identifiable “events” responsible for momentum transport and drag are subjects of continuing research. “Hair-pin” vortex-ejection events, which bring near-wall, low-speed fluid away from the wall have the correct correlation to contribute to Reynolds stress. Such events can be viewed as an instability of the counter-rotating, streamwise vortex structures, which are spaced by $\lambda^+ \equiv \lambda u_\tau / \nu \approx 100$ and centered at $y^+ \equiv y u_\tau / \nu = 20\text{-}30$ (Blackwelder and Eckelmann 1979), and represent intermittent, energetic, high-strain-rate events.

The route to hair-pin ejection events may be akin to that of the Crow instability (1970), which is responsible for interrupting the lift-induced counter-rotating trailing vortex pairs (contrails) by pairing interactions behind aircraft. In the case of the wall-adjointing counter-rotating vortex system, the self-induction plus wall-mirror effects will result in a lifting of vortex lines, as indicated in the computed image by Karniadakis in the frame.

It is plausible that polymers and surfactants act by resisting the transient elongation (extensional strain rate) associated with such a motion, decreasing the frequency of such events and drag thereby. Such resistance to extensional strain is akin to the resistance to bending of magnetic-field lines in MHD flow.

Polymers And Surfactants



Virk (1975, $f = C_f$).

JASON 2000 Drag Reduction

- Flows with high-MW additives,
 - Polymers (5-100 wppm)
 - Polyethelene oxide (PEO, e.g., Polyox WSR301)
 - Polyacrylamide
 - Guar gum, xantham gum, ...
 - Carageenan (seaweed extract)
 - Surfactants (200 - 2000 wppm)
 - Habon G (Ethoquad T/13/50 with sodium salicylate ...)
 - Dobon G
- can exhibit high drag reduction (Toms 1948). Demonstrated:
 - $[\Delta C_f / C_f]_{\max} \sim 60-80\%$
- Evidence supports improvement with higher Re 's, with limiting values (as long as polymers remain intact)
 - $[\Delta C_f / C_f]_{\max} \sim 96\%$

Possible drag reduction

Taking the ratio of the Prandtl-Kármán friction-coefficient relation and the maximum-drag-reduction asymptote suggested by Virk (1975), we have,

$$\max(\sqrt{C_f})_{\text{pol}} \approx \frac{4.0}{19} (\sqrt{C_f})_0 \Rightarrow \max(C_f)_{\text{pol}} \approx 0.04 (C_f)_0,$$

for large Re 's (zero subscripts denote "natural" skin-friction drag coefficients). However, at fixed flow geometry, the maximum Re where drag-reduction benefits can be expected will be limited by polymer degradation at the correspondingly high strain rates.

A somewhat higher drag-reduction asymptote has been reported for surfactants (Zakin *et al.* 1996).

Polymers: Dynamics

- Polymers are chains of $N \approx 10^4 - 10^5$ monomer ‘beads’ that coil to produce a cluster of size (radius of gyration), $R_g \approx l N^{0.6} \sim 80$ nm; l is the link size.
- Phenomenological (convected Jeffreys, or Oldroyd-B 1950) models have introduced convected stress fields to describe viscoelastic behavior
 - Most analyses to date based on these and derivative equations
- The coiled cluster is elastic (wants to stay quasi-spherical),
 - with a free energy of $F = \frac{1}{2} \kappa_H R^2$
 - $\kappa_H = k_B T / R_g^2$ is the effective Hookean (entropic) spring constant, and
 - k_B the Boltzman constant.
 - and a viscoelastic relaxation mechanism (Zimm)

$$\underbrace{\gamma_s}_{\text{Stokes drag}} \left(\frac{d\mathbf{q}}{dt} - \mathbf{q} \cdot \nabla \mathbf{u} \right) = \underbrace{-\kappa_H \mathbf{q}}_{\text{elastic force}} + \underbrace{\epsilon_T}_{\text{thermal excitation}} \Rightarrow \underbrace{\omega_Z}_{\text{Zimm frequency}} \equiv \frac{\kappa_H}{\gamma_s} \cong \frac{k_B T}{6\pi\mu R_g^3}$$

- Zimm (1956) frequency, ω_Z , provides the basic relaxation rate that must be met for the onset of polymer viscoelastic activity.
 - $\omega_Z \approx 10^5$ rad/s typical; $t_Z \sim 10^{-4}$ s \Leftrightarrow strain rates $\sim 10^8$ s $^{-1}$ for FastShip BL

JASON 2000 Drag Reduction

Polymer molecular weights can be high ($\approx 5\text{-}6 \times 10^6$ Daltons).

The convected-Jeffreys and Oldroyd-B (1950) models are discussed in Bird *et al.* (1987, vol. 1). Those models describe coupled convected elastic (tensor) stress fields.

Under the influence of thermal excitations (self-avoiding random walk), long articulated polymer chains coil so as to be circumscribed by quasi-spherical boundaries. The coiled-chain extent is measured by the (rms) *radius of gyration*, R_g . Such a coiled chain will deform, when subjected to hydrodynamic (viscous) forces in a strain-rate field, and stretch to an extent $R > R_g$. A free energy of deformation, F , can be associated with such elongations, in terms of an effective (Hookean) linear (entropic) spring constant, κ_H , as above.

The Zimm frequency, $\omega_Z = \kappa_H/\gamma_s$, is the scaling coefficient of the ratio of the left-hand side and the first term on the right-hand side of the equation in the frame. It is a function of the temperature, T , the fluid viscosity, μ , and the polymer-chain size, R_g , *i.e.*, a function of the *fluid* and the size of the crumpled *polymer chain*, but not a function of the *flow*.

Polymers: Drag Reduction

- No discernible effect in laminar (steady) flow
 - Only small changes in Newtonian viscosity at concentrations employed
- Modest, if any, effect on laminar-turbulent transition
- Drag-decrease requires wall stress, τ_w , in excess of critical shear stress, τ_c .
 - Critical wall stress independent of concentration
- For $\tau_w > \tau_c$:
 - Few ppm dramatically reduce drag
 - Dilute solution: polymers not entangled
 - Drag reduction increases with concentration and polymer MW
 - Experimental evidence of maximum-drag-reduction asymptote
 - Profile adjacent to viscous sublayer steepens
 - $\overline{u'v'}$ decreases in steepened-profile region
 - u' increases slightly
 - v' decreases slightly
 - Reynolds-stress decrease is not the result of decrease in turbulence intensity

JASON 2000 Drag Reduction

At the concentrations employed (a few wppm) the influence of polymers on the Newtonian viscosity of the fluid is small. The effective viscosity can be estimated from the Einstein (1906) equation (*cf.* Landau & Lifshitz 6, 1959), or the empirical Mark-Houwink relation,

$$\lim_{c_p \rightarrow 0} \left(\frac{\mu - \mu_0}{c_p \mu_0} \right) \cong K_\mu M_w^{a_\mu}$$

In which K_μ and a_μ are empirical constants specific to the polymer-solvent combination, and M_w is the polymer molecular weight. Virk (1975) tabulates these coefficients for some of the commonly employed polymers, *e.g.*, for (polyethylene oxide) PEO-water and M_w in units of 10^6 Daltons, $K_\mu = 8.75 \times 10^{-3}$ and $a_\mu = 0.79$.

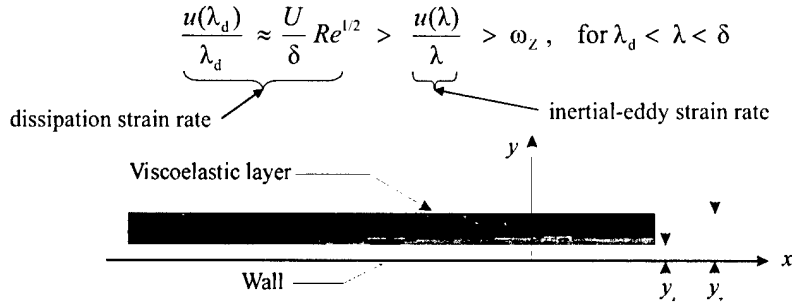
The review article by Virk (1975) can be consulted for experimental evidence of the lack of discernible influence on laminar-to-turbulent transition (Fig. 1), a critical wall shear-stress, τ_c , that is independent of Re (Fig. 2a), and polymer concentration (Fig. 2b). For PEO, Virk reports,

$$\left(\frac{R_g}{\text{nm}} \right)^3 \frac{\tau_c}{\text{N/m}^2} \approx 4.4 \times 10^6.$$

Documentation for the drag-reduction attributes listed, for $\tau_w > \tau_c$, can also be found in the Virk (1975) review.

Polymers: Drag-Reduction Models — I

- Common element: Activation/extension rate \leftrightarrow Zimm frequency



- In a boundary layer, this would be confined to a viscoelastic layer between,

$$y_d \approx \frac{\nu}{u_\tau} : \text{viscous/dissipation distance}$$

$$y_z \approx \frac{u_\tau}{\omega_z} : \text{distance from wall where Zimm frequency is exceeded}$$

JASON 2000 Drag Reduction

Experimental evidence supports the notion that the critical shear stress is related to the characteristic *time* (Zimm frequency) for polymer activation, as conjectured by Lumley (1973). In the wall region, the characteristic length and time scales are, $\lambda_v = \nu / u_\tau$ and $t_v = \lambda_v / u_\tau$, respectively (*cf.* Slide 14).

Drag-reduction onset occurs at $R_g u_\tau / \nu \approx 8 \times 10^{-3}$, while the ratio of time scales is $t_z u_\tau^2 / \nu \approx 2$, *i.e.*, the macromolecules are much smaller than the characteristic boundary-layer (viscous) length scales, but have a (Zimm) relaxation time (*cf.* Slide 19) that is comparable to the viscous time scale (Virk 1975).

The inequality range outlined in the frame derives from the assumption that Kolmogorov scaling can be used in the vicinity of the wall. In that expression, λ_d , the dissipation length scale, is assumed approximately equal to $\lambda_K \equiv (\nu^3/\varepsilon)^{1/4}$, the Kolmogorov length scale, where, here, ε is the kinetic-energy dissipation (per unit mass).

That polymers are not expected to act within the viscous sublayer, *i.e.*, for $y^+ < 5$, or so, was also postulated by Lumley (1969, 1973). The resulting viscoelastic layer, for $y_d < y < y_z$, then defines a region within which the flow is not damped by viscosity ($Re > 1$) and where strain rates are high enough to activate the polymers, defining the extent where local momentum transport is modified (suppressed).

Polymers: Drag-Reduction Models — II

- Lumley (1969, 1973):
 - Identified polymer-stretch characteristic time as criterion for activation
 - Polymers undergo coil-stretch transition in extensional regions of the flow
 - Strongly enhanced viscosity in buffer layer
 - ? Turbulence damping \leftrightarrow drag reduction
 - Not supported by subsequent experiments that indicate a reduction in u - v velocity correlation magnitude, even as u and v fluctuation levels vary only slightly
- de Gennes (1986) and Tabor & de Gennes (1986):
 - Polymers ‘elasticize’ turbulence
 - Cascade truncation of turbulence cascade when $F(l_*) / V \sim \frac{1}{2} \rho u^2(l_*)$
 - l_* : elastization length
 - ? Drag-reduction link unclear
 - Limited utility in calculation

JASON 2000 Drag Reduction

Lumley correctly theorized that polymers act beyond the viscous sublayer and that drag-reduction onset is associated with a match between viscous and Zimm relaxation time scales (Slide 21). He further conjectured that the net effect was equivalent to an increase in effective viscosity and a kinetic energy damping, with an attendant reduction in velocity fluctuations and near-wall Reynolds stress. The latter conjecture is not borne out by experiment (*e.g.*, Virk 1975).

Related models are reviewed by Toonder and Nieuwstadt (1999), who also discuss an idea by Joseph *et al.* (1986) and Joseph (1990), who argued for viscoelastic behavior and “shear waves”, and conducted some experiments to look for them. Toonder and Nieuwstadt conclude that this idea “... is only vaguely formulated and has not been experimentally tested or theoretically elaborated.”

A different conceptual framework was put forth by de Gennes (1986) and Tabor & de Gennes (1986), who based their proposal of polymer-flow interaction on polymer deformation. To calculate the degree of extension, they invoke Kolmogorov scaling to associate a unique strain rate to eddy size. They hypothesized that the turbulent cascade is “truncated” at scales smaller than l_* required for polymer activation (see frame), at equipartition of eddy potential (elastic) and kinetic energy. Interestingly (though not discussed by de Gennes), such an equipartition implies a competition between Reynolds and elastic stresses, with a concomitant quenching of turbulence production and momentum transport.

Polymers: Elastodynamic Equations — I

- P. Diamond *et al.* (1992) JSR-89-720.

– Elastic-stress tensor: $Q_{ij}(\mathbf{x}, t) = \int d\mathbf{q} q_i q_j f(\mathbf{q}, \mathbf{x}, t)$

- with evolution/transport equations:

$$\frac{DQ_{ij}}{Dt} = \underbrace{Q_{ik} \frac{\partial}{\partial x_k} u_j + Q_{jk} \frac{\partial}{\partial x_k} u_i}_{\text{stretching}} - \underbrace{4\omega_z Q_{ij}}_{\text{Zimm relaxation}} + \underbrace{D_p \nabla^2 Q_{ij}}_{\text{diffusion}} + \underbrace{\frac{4k_B T}{\gamma_s} \delta_{ij}}_{\text{thermal support}}$$

$$\frac{D\mathbf{u}}{Dt} = -\frac{1}{\rho} \nabla p + \nu \nabla^2 \mathbf{u} + \nabla \cdot \underbrace{(c_p \kappa_H \mathbf{Q})}_{\text{viscoelastic stress}}$$

$$\frac{Dc_p}{Dt} = D_p \nabla^2 c_p$$

- Restricted to Hookean springs (linear response)
- Analogous to MHD — exception: Zimm relaxation!

Polymers: Elastodynamic Equations — II

- Elastization \Leftrightarrow drag reduction (Diamond, Medvedev, Nelson, Gruzinov: in preparation)
 - Equations do not predict discernible effect for laminar pipe flow
 - Equations predict elastodynamic waves (akin to Alfvén waves)
 - Elastization
 - conversion of turbulence kinetic energy to elastic-wave energy
 - elastic/kinetic energy equipartition (as in MHD)
 - Elastic-tensor stress can oppose Reynolds stress
 - $\tau_{\text{eff}} \approx -\overline{\rho u'v'} + c_p \kappa_H Q_{xy}$
 - Decreased momentum transport for $y < y_z$
 - Pro's:
 - Framework for implementing de Genne's intuition on elastization
 - Recovers momentum-flux reduction w/o enhanced damping
 - Reveals dependence on polymer-concentration, c_p
 - Con's:
 - Restricted to Hookean (linear) springs
 - Has not confronted boundary-layer structure/dynamics (horseshoe vortices, *etc.*)

JASON 2000 Drag Reduction

Polymers: Pro's

- Small amounts needed (10-50 ppm) for large effects
- Proven drag-reduction capability
 - Polymers increased peak trans-Alaska pipeline capacity by 32,000 m³/day, at 10 ppm levels
 - injected downstream of pumping stations to avoid degradation
 - No loss in effectiveness after 100's of km
 - Reduced heat transfer (maintain oil viscosity)
 - Used in storm sewers to increase peak capacity
- * Unaffected by sea state in full-scale (20-36%) drag-reduction trials (Highburton 1968).
- * 47% drag reduction measured at 64 knots (Tuna 1971-1974).
- * Higher drag reduction for rough walls
- * Compatible with sea water



JASON 2000 Drag Reduction

Polymer drag-reduction figures on the trans-Alaska pipeline system and on storm sewers are from Hoyt (1990).

Drag-reduction data cited for the Highburton (1968) and Tuna (1971-74) tests are from the Ryan (2000) briefing. The latter was a buoyant, torpedo-like vessel, with 25 m² surface area and is significant in that it approaches the Reynolds number and strain-rate regime of interest in the Fast-Ship context.

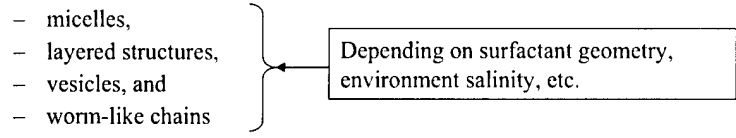
That higher drag reduction is observed for rough walls was noted by Debrule and Sabersky (1974) in their pipe-flow experiments. This appears to be corroborated by experiments in progress at this time at PSU/ARL (Ryan 2000, pvte. comm.).

Polymers: Con's

- Some logistical complexity
- Unknown, as yet, drag-reduction etiology
 - Extrapolation to high Re 's uncertain
 - Little guidance for optimization
- Rapid mixing
 - Higher required injection rates
 - Inhomogeneous influence along streamwise extent
- Polymers break (degrade) at high strain rates (speed)
 - When local strain rate exceeds polymer tensile strength
 - Stronger polymers can be made
 - likely to degrade more slowly
- Injection noise

JASON 2000 Drag Reduction

Surfactants — I

- Drag-reduction benefits recognized by Mysels *et al.* (1949 patent, +)
- Maximum drag-reduction asymptote higher (better) than for polymers (Zakin *et al.* 1996)
- Dilute solutions (not entangled) at concentrations where effective drag-reducers
 - $\approx \times 10$ wppm high-MW-polymer concentrations
 - Decrease surface tension: relevant to microbubble-size control
- Complex molecules with hydro-philic/-phobic ends self-assemble (reversibly) to form:
 - micelles,
 - layered structures,
 - vesicles, and
 - worm-like chains

Depending on surfactant geometry, environment salinity, etc.
- If surfactant assembly is broken by turbulence (high strain-rate region), structure self-heals, in regions of lower strain-rate
 - Used in closed-loop heating systems to reduce pumping costs

Surfactants — II

- Worm-like chains:

- have a probability distribution of contour (chain) lengths, L ,

where,
$$\text{Pr}(L) \propto e^{-L/L_0}; \quad L_0 = d_s \phi^{1/2} e^{E_c/(2k_B T)}$$

- $d_s \sim 4$ nm is the surfactant-worm diameter
- $\phi \sim 10^{-4}$ surfactant-chain volume fraction
- $E_c \sim 0.37\text{-}0.40$ eV ($\sim 15\text{-}20 k_B T$, at room- T) scission (tearing) energy

- Persistence length: $l_p \approx 16$ nm

- Radius of gyration:

$$R_g \approx \sqrt{l_p L_0} \approx (8 \text{ nm}) \phi^{1/4} e^{E_c/(4k_B T)}$$

- Number-density of surfactant polymers:

$$c_p \approx (2.5 \times 10^{20} \text{ cm}^{-3}) \phi^{1/2} e^{-E_c/(2k_B T)}$$

- Non-Newtonian (viscoelastic) stress contribution (as for high-MW polymers):

- $\tau^{(sol)} = c_p \kappa_H \mathbf{Q}$, with $\kappa_H = k_B T / R_g^2$ the Hookean spring constant

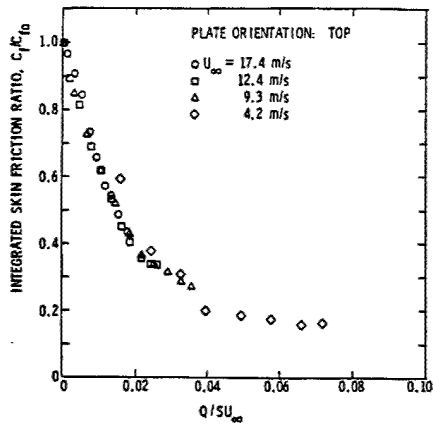
JASON 2000 Drag Reduction

Polymer-Surfactant Comparison

	PEO (polymer)	C ₁₄ TABr (surfactant)
Drag reduction	~ 4-fold	~ 3-fold
Persistence length: l_p	~ 1.5 nm	~ 16 nm
Contour (chain) length: L	~ 10 ⁴ nm	~ 350 nm
Segments: $N = L / l_p$	~ 6500	~ 20-25
Radius of gyration: R_g	~ 300 nm	~ 75 nm
Polymer concentration: C_p	~ 10 ¹⁴ cm ⁻³	~ 3×10 ¹⁴ cm ⁻³

JASON 2000 Drag Reduction

Microbubbles



Merkle & Deusch 1990

- Microbubble injection results in comparable drag reductions (McCormick and Bhattacharya 1973)
 - $[\Delta C_f / C_f]_{\max} = 60 - 80\%$
 - Similarities in phenomenology to polymers/surfactants.
 - However:
 - Comparable gas-volume fractions (~80%) found to be required for reduction at such levels
 - A consequent reduction in the local two-phase fluid density, ρ , implies a comparable reduction in local Reynolds stress: $-\rho u'v'$
- High pumping costs
 - Comparable (on paper) with anticipated drag-reduction benefits

Microbubble Dynamics — I

- Microbubble size distribution adjusts to local flow:
 - Breakup: Balance between capillarity and shear-stress/pressure forces (Hinze 1955)
 - Coalescence: When film between adjacent bubbles drains to critical thickness, h , and ruptures (Thomas 1981)

$$0.7 (\sigma/\rho)^{3/5} \varepsilon^{-2/5} \sim \tau_w^{-3/5} < d_b < 2.4 (\sigma^2 h / \mu \rho)^{3/5} \varepsilon^{-1/4} \sim \tau_w^{-3/8}$$

with σ the surface tension and $\varepsilon \sim u_\tau^3 / \delta_2$ the BL kinetic-energy dissipation rate

- Microbubbles, at void-fractions of interest (comparable to % drag reduction), substantially lower sound speed
 - Compressibility/turbulence-damping effects
 - Conversion of TKE to acoustic radiation; significant modification of BL acoustics
 - “Supersonic” boundary layer

Microbubble Dynamics — II

- Microbubbles can impart elastization to the flow with phenomena that parallel polymer/surfactant rheological consequences and dynamics
 - Smaller bubbles more effective
 - ρ -reduction from void fraction not the whole story
 - Reduction in required volume fraction
 - Wall spectral data from pressure and hot films show loss of high- f fluctuations

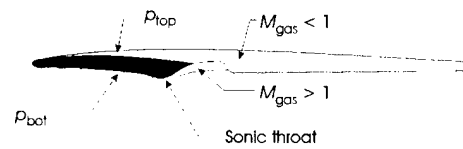
$$d_b > \lambda_K \Rightarrow (\sigma / \rho \varepsilon^4)^{3/5} / \nu^{3/4} > 1 \quad \text{Harder as } U \uparrow$$

- Polymers and microbubbles both reduce turbulence statistics skewness
 - Decrease of high-amplitude events
- Electrolytic microbubble generation?
 - First by McCormick and Bhattacharya (1973)
 - Generate bubbles at/near wall, where needed
 - Microbubbles generated within $y^+ < 10$.
 - Gas volume flow rate estimated to be much lower (10^{-4} – 10^{-5}) than for porous-wall injection
 - Pulsed/adaptive?
 - Attractive, but net power gain may be difficult:
 - Low seawater electrical conductivity, σ_e .

JASON 2000 Drag Reduction

Air Films

- Air films isolate high- ∇u near-wall region from water.
 - Reduced $\tau_w = [\mu(\partial u/\partial y)]_w$, since $\mu_{\text{air}} \approx \mu_{\text{water}} / 80$
- Can be more effective than polymers/microbubbles:
 - If stable
 - at high Re 's
 - Rayleigh-Taylor instability
 - Interfacial waves
 - Freestream turbulence
 - If pumping costs can be recovered
 - JSR-99-215 proposal
 - Exploit high-pressure ratio at TE to drive supersonic flow out of convergent-divergent nozzle
- Graceful “failure”
 - Air film converted to microbubble layer



E&M Turbulence Control (EMTC) — I

- Exploit conductivity of sea water
- Lorenz force:
 - Permanent/electro-magnets in wall
 - $\mathbf{f} = \mathbf{j}_c \times \mathbf{B} \approx \sigma_c \mathbf{E} \times \mathbf{B}$ may be streamwise, spanwise, or wall-normal
 - Wall electrodes can drive currents $\perp \mathbf{B}$
- Does it work?
 - Sometimes drag increase, sometimes drag decrease
 - Cannot predict which
 - Empirical — no theory for turbulent flow
 - Depends on (many) specific parameters
 - Both stationary and travelling-wave E&M fields
 - Experiments (Brown): up to ~15% reduction reported
 - Simulations (Kim & Karniadakis): up to ~35% reported (low-/moderate- Re)
 - Unknown scaling with Re

JASON 2000 Drag Reduction

E&M Turbulence Control (EMTC) — II

- Efficiency: $\eta_{EM} = \frac{P_{DR}}{P_{EM}} \sim \frac{\sigma_c B^2 \delta}{\rho u_t}$
 - $|B|$ limited to ~ 0.5 T (5 kgauss)
 - Low conductivity of seawater ($\sigma_c \sim 4.3$ mhos/m — PC: Siemens/m)
 \Rightarrow Large $E \Rightarrow$ large resistive loss
 - CFD (Kim, Karniadakis) indicates $\eta_{EM} \approx 10^{-3}$.
- Can it be improved to be useful?
 - Closed-loop control: apply force only where/when useful
 - Adaptive/learning (neural-net) algorithm?
 - CFD indicates improved efficiency to $\eta_{EM} \sim 1/6$ (Kim)
 - Unknown limits and whether $\eta_{EM} > 1$ is possible.
- Practical issues
 - Skin covered with electromagnets/electrodes
 - $10^8 - 10^{10}$ electrodes for full-scale vessel
 - Low voltage \Rightarrow high-current supply

Active-Feedback Control

- Pro's:
 - Effectiveness demonstrated (simulation) in low-*Re* turbulent boundary flows
 - Potential with emerging MEMs technology
- Con's:
 - Actuation and efficacy unknown at high *Re*'s
 - Effective, realizable, survivable actuation as yet undefined
 - Unknown efficiency (Power saved vs. expended)

JASON 2000 Drag Reduction

Conclusions

- * Required *FastShip* ×3-4 drag-reduction levels appear to be within reach.
- * However, real requirement (*net* power reduction, for given U) is harder:

$$\underbrace{C_D}_{\text{Reduced } C_D} + \underbrace{\frac{P_{DR}}{\rho U^3 A/2}}_{\text{Normalized drag-reduction power-cost}} < f_{DR} \underbrace{C_D^{(0)}}_{\text{"Natural" } C_D}, \quad \text{with } f_{DR} \leq 0.25 - 0.30$$

- P_{DR} is the power, from the primary power plant, to effect drag-reduction (in the case of EMTC, possibly with its own efficiency penalties)
- * Care required in designing/interpreting experiments/simulations to account for proper (total) shear stress at the wall (drag) and P_{DR} , drag-reduction power-expended
 - Generalized von Kármán momentum integral
 - $\mu (\partial u / \partial y)_{y=0}$ may not include necessary contributions from viscoelastic stresses for polymers/surfactants, or Lorenz forces (in case of EMTC)
- * Proposed unified theoretical framework to account for behavior of
 - high-MW polymers and
 - Surfactants
- High community interest: 35,108 “drag-reduction” hits on Netscape

Recommendations — I

- * Solve turbulence problem
 - Was not accomplished this July
- Polymers:
 - Proposed elastodynamic equations
 - Boundary conditions? Steady-flow response?
 - Linear-stability analysis to verify/validate onset phenomena
 - Computer simulations (DNS) to investigate implied drag-reduction mechanisms
 - Validation experiments (e.g., pipe flow) of predicted Alfvén-like waves
 - Dispersion relation: $\omega(\mathbf{k}) = -2i\omega_z \pm [(c_p k_H Q_0 / \rho) k^2 - 4\omega_z^2]^{1/2}$
 - Influence on turbulence: $k > k_{act} = 2\omega_z / (c_p k_H Q_0 k^2 / \rho)^{1/2}$ attenuated.
 - Experimental investigation of modifications to bursting events and near-wall flow structure
 - Extend elastodynamic framework
 - Lift limitation of linear response (infinite extensibility)
 - Linear response does not capture measured non-Newtonian (shear-rate-dependent) shear viscosity
 - Undertake hybrid (continuum/particle) simulation of non-linear elastodynamic “dumbbell-fluid”
 - Contribution of polymer stiffening at large extensions (prior to breaking)
 - Likely to be important in impeding high-strain-rate events (hair-pin vortices)
 - “Designer polymers”: Prescribed stress-strain relation?

JASON 2000 Drag Reduction

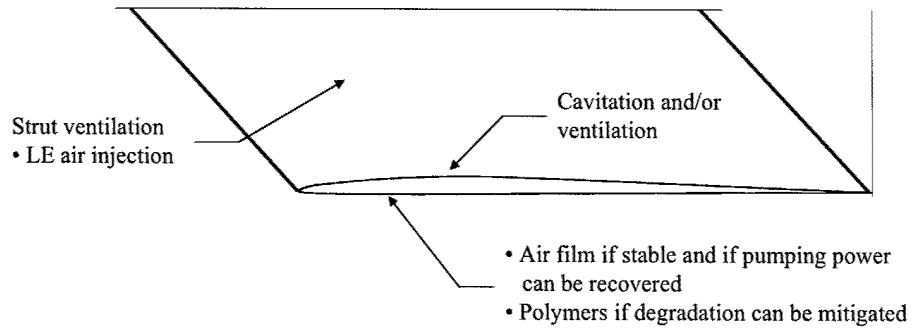
Recommendations — II

- Surfactants
 - Exploit self-assembly/-healing to tailor non-Newtonian behavior where needed
 - Flow-adaptive response
 - Use in closed-loop heat-exchange systems to reduce power/noise
- Microbubbles
 - Explore flow-elasticization idea
 - Develop unified theoretical framework for
 - polymers
 - surfactants
 - microbubbles
- Vapor cavities and air films
 - Stability issues at high Re 's
 - Extend present computational capabilities to accommodate dynamic-pressure variations in cavitating/ventilated regions
 - Study air-film injection-power-recovery technologies
 - Air-film \rightarrow microbubble transition

JASON 2000 Drag Reduction

Recommendations — III

- If hydrofoil based, Fast-Ship DR technology likely to be composite:
 - Optimized to different flow/pressure regimes



- Revisit system optimization, applying potential DR benefits to various parts to explore changes in shape, structure, and consequent system L/D .

JASON 2000 Drag Reduction

REFERENCES

Drag Reduction Briefings

G. Brown 2000 "Experiments on the Electromagnetic Control of Turbulent Flow," JASON Briefing (7 July 2000).

D. Bushnell 2000 " 'Designer Fluid Mechanics' and 'Fast Ship'," JASON Briefing (12 January 2000).

M. Chertkov 2000 "Polymer Stretching by Turbulence and Elastic Turbulence Theory," JASON briefing (7 July 2000).

P. H. Diamond 2000 "Elasticity in Turbulence: Polymer Drag Reduction in Turbulent Flow," JASON briefing (13 January 2000).

G. M. Homsy 2000 "High Reynolds Number Viscoelastic Shear Layers," JASON briefing (7 July 2000).

V. Johnson 2000 "Lift/Drag measurements on a 'surfing' foil," JASON Briefing (12 January 2000).

G. E. Karniadakis 2000b "Drag Reduction by Means of Transverse Traveling Waves," JASON briefing (7 July 2000).

Eun-Jin Kim 2000 "Suppression of Chaos and Momentum Transport in MHD Flows," JASON briefing (11 July 2000).

John Kim 2000 "Active Control of Turbulent Boundary Layers for Drag Reduction," JASON briefing (7 July 2000).

R. Larson 2000 "Single-molecule hydrodynamics of polymer molecules," JASON briefing (7 July 2000).

W. B. Morgan 2000 "Hydrodynamic Facilities and Model Testing with Emphasis on High-Speed Ships," JASON Briefing (12 January 2000).

H. L. Petrie 2000 "Fast Ship Drag Reduction," JASON briefing (12 January 2000).

T. D. Ryan 2000 "Engineering of Drag Reduction Systems for Marine Vehicles," JASON Briefing (12 January 2000).

B. Shraiman 2000 “Scalar Turbulence,” JASON briefing (11 July 2000).

K. R. Sreenivasan 2000 “Remarks on Turbulent Drag Reduction,” JASON briefing (11 July 2000).

General and Boundary-Layer flows

R. F. Blackwelder and H. Eckelmann 1979 “Vortices associated with the bursting phenomenon,” *J. Fluid Mech.* **94**, 577-594.

S. C. Crow 1970 “Stability theory for a pair of trailing vortices,” *AIAA J.* **8**, 2172.

S. F. Hoerner 1965 *Fluid-Dynamic Drag* (Hoerner Fluid Dynamics, 2 King Lane, Greenbriar, Brick Town, NJ 08723).

J. Kim 1997 “Taming Turbulence,” 28th AIAA Fluid Dynamics Conference (29 June – 2 July 1997, Snowmass Village, CO), AIAA Paper 97-1791.

L. D. Landau and E. M. Lifshitz 1959 *Fluid Mechanics, in Course in Theoretical Physics 6* (Pergamon Press, Oxford)

V. G. Levich 1962 *Physicochemical Hydrodynamics* (Prentiss Hall, Englewood Cliffs, NJ).

I. Marusic and A. E. Perry 1995 A wall-wake model for the turbulence structure of boundary layers. Part 2. Further experimental support, *J. Fluid Mech.* **298**, 389-407.

I. Marusic, A. K. M. Uddin, and A. E. Perry 1997 Similarity law for the streamwise turbulence intensity in zero-pressure-gradient turbulent boundary layers, *Phys. Fluids* **9**(12), 3718-3726 (<ftp://ftp.aem.umn.edu/users/marusic/Files/mup97.pdf>)

R. McComb 2000 *Fluid Turbulence* (Oxford U.P.)

J. C. S. Meng 1998 *Proceedings of the International Symposium on Seawater Drag Reduction*, Newport, RI (22-23 July 1998).

K. J. Moore 1999 “Designing for Efficiency: 21st Century Exploitation of 20th Century Miscues,” RINA – Subs-6 (London, 16 June 1999).

A. E. Perry and I. Marusic 1995 "A wall-wake model for the turbulence structure of boundary layers. Part 1. Extension of the attached eddy hypothesis, *J. Fluid Mech.* **298**, 361-388.

A. J. Smits and I. Marusic 1999 "High Reynolds number flows: A challenge for experiment and simulation," AIAA-99-3530.

Active Control

C. Callan and K. Case 1981 "Drag Reduction and Adaptive Boundary Conditions," JASON Technical Report JSR-81-17.

S. P. Wilkinson 1990 "Interactive Wall Turbulence Control," *Viscous Drag Reduction in Boundary Layers* (Eds. D. M. Bushnell and J. N. Hefner, *Prog. in Astronautics & Aeronautics* **123**), 479-509.

Laminar Flow & Transition

A. L. Braslow, D. V. Maddalon, D. W. Bartlett, R. D. Wagner, & F. S. Collier Jr. 1990 "Applied Aspects of Laminar-Flow Technology," *Viscous Drag Reduction in Boundary Layers* (Eds. D. M. Bushnell and J. N. Hefner, *Prog. in Astronautics & Aeronautics* **123**), 47-78.

P. W. Carpenter 1990 "Status of Transition Delay Using Compliant Walls," *Viscous Drag Reduction in Boundary Layers* (Eds. D. M. Bushnell and J. N. Hefner, *Prog. in Astronautics & Aeronautics* **123**), 79-114.

T. Cebeci 1990 "Application of CFD to Reduction of Skin Friction," *Viscous Drag Reduction in Boundary Layers* (Eds. D. M. Bushnell and J. N. Hefner, *Prog. in Astronautics & Aeronautics* **123**), 115-178.

M. R. Malik 1990 "Stability Theory for Laminar Flow Control Design," *Viscous Drag Reduction in Boundary Layers* (Eds. D. M. Bushnell and J. N. Hefner, *Prog. in Astronautics & Aeronautics* **123**), 3-42.

A. S. W. Thomas 1990 "Active Wave Control of Boundary-Layer Transition," *Viscous Drag Reduction in Boundary Layers* (Eds. D. M. Bushnell and J. N. Hefner, *Prog. in Astronautics & Aeronautics* **123**), 179-202.

Lorentz-force Control & MHD

T. W. Berger, J. Kim, C. Lee, and Junwoo Lim 2000 "Turbulent boundary layer control utilizing the Lorentz force," *Phys. Fluids* **12**(3), 631-649.

F. Cattaneo 1994 "On the effects of a weak magnetic field on turbulent transport," *Astro. J.* **434**, 200-205.

F. Cattaneo, D. W. Hughes, and E.-J. Kim 1996 "Suppression of Chaos in a Simplified Nonlinear Dynamo Model," *Phys. Rev. Lett.* **76**(2), 2057-2060.

Y. Du and G. E. Karniadakis 2000 "Suppressing Wall Turbulence by Means of a Transverse Traveling Wave," *Science* **288**, 1230-1234.

X. Fan 2000 *Experiments on Turbulent Channel Flow with Electromagnetic Turbulence Control*, Ph. D. thesis, Princeton.

E.-J. Kim 2000 "Turbulent Transport and Equilibrium Profiles in 2D MHD with background shear," manuscript, pvte. comm.

E.-J. Kim 2000 "Suppression of Chaos and Momentum Transport in MHD Flows," JASON briefing (11 July 2000).

A. Tsinober 1990 "MHD Flow Drag Reduction," *Viscous Drag Reduction in Boundary Layers* (Eds. D. M. Bushnell and J. N. Hefner, *Prog. in Astronautics & Aeronautics* **123**), 327-350.

Microbubbles

W. K. Blake 1986 "Introduction to Bubble Dynamics and Cavitation," *Mechanics of Flow-Induced Sound and Vibration. 1: General Concepts and Elementary Sources* (Academic Press, Orlando FL), 370-425.

S. Deusch 1999 "Microbubble Drag Reduction," ONR Workshop on Gas-Based Surface Ship Drag Reduction (7-8 October 1999, Newport, RI).

J. Manaudet and I. Eames 2000 "The Motion of High-Reynolds-Number Bubbles in Inhomogeneous Flows," *Ann. Rev. of Fluid Mech.* **32**, 659-708.

R. Kuklinski 1998 "Ultrasonic Bubble Control Experiment," Proposal to Cortana Corporation (5 June 1998, DoD Contractors only).

R. Kuklinski 2000 "Ultrasonic particle deflection," private communication.

C. L. Merkle and S. Deusch 1990 "Drag Reduction in Liquid Boundary Layers by Gas Injection," *Viscous Drag Reduction in Boundary Layers* (Eds. D. M. Bushnell and J. N. Hefner, *Prog. in Astronautics & Aeronautics* **123**), 351-412.

J. Magnaudet and I. Eames 2000 "The Motion of High-Reynolds-Number Bubbles in Inhomogeneous Flows," *Ann. Rev. Fluid Mech.* **32**, 659-709.

G. I. Taylor 1954 "The two coefficients of viscosity for an incompressible fluid containing air bubbles," *Proc. Roy. Soc. A* **226**, 34-39 (includes a note by R. O. Davies on compressibility).

Passive Control

J. B. Anders 1990 "Outer-Layer Manipulators for Turbulent Drag Reduction," *Viscous Drag Reduction in Boundary Layers* (Eds. D. M. Bushnell and J. N. Hefner, *Prog. in Astronautics & Aeronautics* **123**), 263-284.

P. R. Bandyopadhyay 1990 "Convex Curvature Concept of Viscous Drag Reduction," *Viscous Drag Reduction in Boundary Layers* (Eds. D. M. Bushnell and J. N. Hefner, *Prog. in Astronautics & Aeronautics* **123**), 285-326.

M. J. Walsh 1990 "Riblets," *Viscous Drag Reduction in Boundary Layers* (Eds. D. M. Bushnell and J. N. Hefner, *Prog. in Astronautics & Aeronautics* **123**), 203-262.

Polymers & Surfactants

J. Azaiez and G. M. Homsy 1994 "Numerical simulation of non-Newtonian free shear flows at high Reynolds numbers," *J. Non-Newton. Fluid Mech.* **52**, 333-374.

J. Azaiez and G. M. Homsy 1994 "Linear stability of free shear flow of viscoelastic liquids," *J. Fluid Mech.* **268**, 37-69.

H.-W. Bewersdorff and Ohlendorf 1988 "The behavior of drag-reducing cationic surfactant solutions," *Colloid. Polym. Sci.* **266**, 941-953.

R. B. Bird, R. C. Armstrong, and O. Hassager 1987 *Dynamics of Polymeric Liquids 1: Fluid Mechanics* (2nd edition, John Wiley & Sons, New York).

R. B. Bird, R. C. Armstrong, and O. Hassager 1987 *Dynamics of Polymeric Liquids 2: Kinetic Theory* (2nd edition, John Wiley & Sons, New York).

M. E. Cates and S. J. Candau 1990 "Statics and dynamics of worm-like surfactant micelles," *J. Phys.: Condens. Matter* **2**, 6869-6892.

P. M. Debrule and R. H. Sabersky 1974 "Heat transfer and friction coefficients in smooth and rough tubes with dilute polymer solutions," *Int. J. Heat Mass Transfer* **17**, 529-540.

- P. Diamond, J. Harvey, J. Katz, D. Nelson, and P. Steinhardt 1992 "Drag Reduction by Polymer Additives," Jason Technical Report JSR-89-720.
- M. Chertkov 2000 "Polymer Stretching by Turbulence," *Phys. Rev Lett.* **64**(20), 4761-4764.
- M. Chertkov 2000 "Turbulence in Polymer Solutions," pvte. comm..P. G. de Gennes 1979 *Scaling Concepts in Polymer Physics* (2nd printing 1985, Cornell U.P., Ithaca, NY).
- P. G. de Gennes 1986 "Towards a scaling theory of drag reduction," *Physica* **140A**, 9-25.
- P. G. de Gennes 1990 *Introduction to Polymer Dynamics* (Cambridge U.P.).
- P. G. de Gennes *The Physics of Liquid Crystals* (Oxford, New York).
- P. M. Debrule 1972 *Friction and Heat Transfer Coefficients in Smooth and Rough Pipes with Dilute Polymer Solutions*, Ph.D. thesis, California Institute of Technology.
- M. Doi and S. F. Edwards 1986 *Theory of Polymer Dynamics* (Oxford U.P.)
- H. Haj-Hariri and G. M. Homsy 1997 "Three-dimensional instability of viscoelastic elliptic vortices," *J. Fluid Mech.* **353**, 357-381.
- J. W. Hoyt 1990 "Drag Reduction by Polymers and Surfactants," *Viscous Drag Reduction in Boundary Layers* (Eds. D. M. Bushnell and J. N. Hefner, *Prog. in Astronautics & Aeronautics* **123**), 413-456.
- D. D. Joseph 1990 *Fluid Dynamics of Viscoelastic Fluids* (Springer Verlag).
- D. D. Joseph, A. Narain, O. Riccius, and M. Arney 1986 "Shear-wave speeds and elastic moduli for different liquids. Theory and experiments" *J. Fluid Mech.* **171**, 289-338.
- S. Kumar and G. M. Homsy 1998 "Direct numerical simulation of hydrodynamic instabilities in two- and three-dimensional viscoelastic free shear layers," *J. Non-Newton. Fluid Mech.* **83**, 249-276.
- R. G. Larson, E. S. G. Shaqfeh, and S. J. Muller 1990 "A purely elastic instability in Couette-Taylor flow," *J. Fluid Mech.* **218**, 573-600.

R. G. Larson and Hua Hu 1999 "Brownian dynamics simulations of a DNA molecule in an extensional flow field," *J. Rheol.* **43**(2), 267-291.

L. Li, R. G. Larson 2000 "Brownian dynamics simulations of dilute polystyrene solutions," *J. Rheol.* **44**(2), 291-322.

J. Lumley 1969 "Drag reduction by additives," *Ann. Rev. Fluid Mech.* **1**, 367-384.

J. Lumley 1973 "Drag Reduction in Turbulent Flow by Polymer Additives," *Macromol. Rev.* **7**, 263-290.

T. T. Perkins, D. E. Smith, and R. G. Larson 1995 "Stretching of a Single Tethered Polymer in a Uniform Flow," *Science* **268**, 83-86.

H. L. Petrie, T. A. Brungart, and A. A. Fontaine 1998 "Polymer Drag Reduction Technology Final Report," PennState ARL TM 98-119 (2 December 1998) [DoD contractors only].

H. L. Petrie, A. A. Fontaine, T. A. Brungart, and S. Deusch 1999 "Persistence of slot injected drag reducing polymer effects," PennState ARL TM 99-014 (2 August 1999) [DoD contractors only].

G. Ryskin 1987a "Turbulent Drag Reduction by Polymers: A Quantitative Theory," *Phys. Rev. Letters* **59**, 2059-2062.

G. Ryskin 1987b *J. Fluid. Mech.* **178**, 423.

M. Tabor and P. G. de Gennes 1986 *Europhys. Lett.* **2**, 519.

J. M. J. den Toonder and F. T. M. Nieuwstadt 1999 "Drag reduction by additives. State-of-the-art," Lecture Notes, *Turbulence Modulation and Control* (CISM, Udine, 20-24 September 1999).

S. A. Safran 1994 *Statistical Thermodynamics of Surfaces, Interfaces, and Membranes* (Addison-Wesley, Reading, MA).

P. S. Virk 1975 "Drag Reduction Fundamentals," *AIChE J.* **21**(4), 625-656.

M. D. Warholic, G. M. Schmidt, and T. J. Hanratty 1999 "The influence of a drag-reducing surfactant on a turbulent velocity field," *J. Fluid Mech.* **388**, 1-20.

J. L. Zakin, J. Myska, and Z. Chara 1996 "New Limiting Drag Reduction and Velocity Profile Asymptotes for Nonpolymeric Additives Systems," *A. I. Ch. E Journal* **42**(12), 3544-3546.

DISTRIBUTION LIST

Director of Space and SDI Programs
SAF/AQSC
1060 Air Force Pentagon
Washington, DC 20330-1060

CMDR & Program Executive Officer
U S Army/CSSD-ZA
Strategic Defense Command
PO Box 15280
Arlington, VA 22215-0150

DARPA Library
3701 North Fairfax Drive
Arlington, VA 22203-1714

Assistant Secretary of the Navy
(Research, Development & Acquisition)
1000 Navy Pentagon
Washington, DC 20350-1000

Principal Deputy for Military Application [10]
Defense Programs, DP-12
National Nuclear Security Administration
U.S. Department of Energy
1000 Independence Avenue, SW
Washington, DC 20585

Superintendent
Code 1424
Attn: Documents Librarian
Naval Postgraduate School
Monterey, CA 93943

DTIC [2]
8725 John Jay Kingman Road
Suite 0944
Fort Belvoir, VA 22060-6218

Strategic Systems Program
Nebraska Avenue Complex
287 Somers Court
Suite 10041
Washington, DC 20393-5446

Headquarters Air Force XON
4A870 1480 Air Force Pentagon
Washington, DC 20330-1480

Defense Threat Reduction Agency
Attn: Dr. Arthur T. Hopkins [12]
6801 Telegraph Road
Alexandria, VA 22310

IC JASON Program [2]
Chief Technical Officer, IC/ITIC
2P0104 NHB
Central Intelligence Agency
Washington, DC 20505-0001

JASON Library [5]
The MITRE Corporation
WA549
7515 Colshire Drive
McLean, VA 22102

U. S. Department of Energy
Chicago Operations Office Acquisition and
Assistance Group
9800 South Cass Avenue
Argonne, IL 60439

Dr. Allen Adler
Director
DARPA/TTO
3701 N. Fairfax Drive
Arlington, VA 22203-1714

Dr. Jane Alexander
Office of Naval Research
800 North Quincy Street
Arlington, VA 22217-5000

Dr. A. Michael Andrews
Director of Technology
SARD-TT
Room 3E480
Research Development Acquisition
103 Army Pentagon
Washington, DC 20310-0103

Dr. William O. Berry
Director
Basic Research ODUSD(ST/BR)
4015 Wilson Blvd
Suite 209
Arlington, VA 22203

Mr. David Bowman
Los Alamos National Laboratory
Mailstop D411
Los Alamos, NM 87545

Dr. Albert Brandenstein
Chief Scientist
Office of Nat'l Drug Control Policy Executive
Office of the President
Washington, DC 20500

Ambassador Linton F. Brooks
Under Secretary for Nuclear Security/
Administrator for Nuclear Security
1000 Independence Avenue, SW
NA-1, Room 7A-049
Washington, DC 20585

Dr. Steve Buchsbaum
DARPA/STO
3701 N. Fairfax Drive
Arlington, VA 22203-1714

Dr. Darrell W. Collier
Chief Scientist
U. S. Army Space & Missile Defense Command
PO Box 15280
Arlington, VA 22215-0280

Dr. James F. Decker
Principal Deputy Director
Office of the Director, SC-1
Room 7B-084
U.S. Department of Energy
1000 Independence Avenue, SW
Washington, DC 20585

Dr. Patricia M. Dehmer [5]
Associate Director of Science for Basic Energy
Sciences, SC-10
Office of Science
U.S. Department of Energy
19901 Germantown Road
Germantown, MD 20874

Ms. Shirley Derflinger [15]
Technical Program Specialist
Office of Biological & Environmental
Research, SC-70
Office of Science
U.S. Department of Energy
19901 Germantown Road
Germantown, MD 20874

Dr. Martin C. Faga
President and Chief Exec Officer
The MITRE Corporation
Mail Stop N640
7515 Colshire Drive
McLean, VA 22102

Mr. Dan Flynn [5]
Program Manager
DI/OTI/SAG
5S49 OHB
Washington, DC 20505

Ms. Nancy Forbes
Senior Analyst
DI/OTI/SAG 5S49 OHB
Washington, DC 20505

Dr. Paris Genalis
Deputy Director
OUSD(A&T)/S&TS/NW
The Pentagon, Room 3D1048
Washington, DC 20301

Mr. Bradley E. Gernand
Institute for Defense Analyses
Technical Information Services
Room 8701
4850 Mark Center Drive
Alexandria, VA 22311-1882

Dr. Lawrence K. Gershwin
NIC/NIO/S&T
2E42, OHB
Washington, DC 20505

Brigadier General Ronald Haeckel
U.S. Dept of Energy
National Nuclear Security Administration
1000 Independence Avenue, SW
NA-10 FORS Bldg
Washington, DC 20585

Dr. Theodore Hardebeck
STRATCOM/J5B
Offutt AFB, NE 68113